



CAMDENCOUNTY

new energy. new vision.

**BOARD
OF
COMMISSIONERS**

April 7, 2014

7:00 PM - Regular Meeting

**Historic Courtroom
Courthouse Complex**

This agenda is only a tentative schedule of matters the Commissioners may address at their meeting and all items found on it may be deleted, amended or deferred. The Commissioners may also, in their absolute discretion, consider matters not shown on this agenda.

Please turn Cell Phone ringers off during the meeting.

Agenda

**Camden County Board of Commissioners Regular Meeting
April 7, 2014
7:00 P.M. - Regular Meeting
Historic Courtroom, Courthouse Complex
Camden, North Carolina**

7:00 P.M. **Call to Order** - Chairman Garry Meiggs

Welcome

Invocation & Pledge of Allegiance – Garry Meiggs

ITEM 1. **Public Comments**

It is requested that comments be limited to (2-3) minutes. The length and number of comments may be limited upon the Chairman's discretion due to scheduling and other issues.

ITEM 2. **Consideration of Agenda (For discussion and possible action)**

ITEM 3. **Old Business (For discussion and possible action)**

A. NCHFA Rehabilitation Contract Awards (Pg 1-3)

ITEM 4. **New Business (For discussion and possible action)**

A. Economic Development Incentive Program (Pg 4-15)

B. Eco- Park Landscape Proposal (Pg 16-20)

C. Board of Election & Museum Bid Award (Pg 21-52)

D. Proposal for Construction Materials Testing Services, Board of Elections & Historical Museum Renovation Project (Pg 53-63)

E. 2013 Advertisement of Tax Liens on real property (Pg 64-77)

F. Sheriff Employee Request (Pg 78)

ITEM 5. Consent Agenda (All items listed below are routine and will be approved by one motion. Separate discussion of an item(s) will be held by request of a member of the Board.)

- A. Tax Collection Report (Pg 79-80)
- B. Tax Refunds, Pickups, & Releases (Pg 81-83)
- C. Tax Authorization to Collect (December 2013 Renewals) (Pg 84-85)
- D. Job Description (Pg 86-89)
- E. Resolution 2014-04-1; WWII Merchant Mariners Service Act (Pg 90-91)
- F. Declaration of Surplus- HP Plotter (Pg 92)
- G. National Day of Prayer Proclamation (Pg 93-94)
- H. Set Public Hearing: Ordinance No. 2014-03-01; Proposed Amendments to Chapter 151 (Unified Development Ordinance) of the Camden County Code of Ordinances (Pg 95-98)
- I. School budget Amendments (Pg 99-104)
- J. Set Hearing Dates-2014 Board of Equalization and Review (Pg 105)

ITEM 6. Commissioner's Report (For discussion and possible action)

ITEM 7. County Manager's Report (For discussion and possible action)

ITEM 8. Information, Reports & Minutes From Other Agencies (Pg 106-122)

- A. March 2014 Library Statistics
- B. ARPO Draft Project Scores
- C. Sales Collection Report
- D. Land Transfer Tax Report
- E. Register of Deeds Account Balance Report
- F. NC Department of Insurance Training & Inspections

ITEM 9. Other Matters (For discussion and possible action)

ITEM 10. Adjourn

**Camden County Board of Commissioners
AGENDA ITEM SUMMARY SHEET**

MOTION MADE	
BY:	
S. Duckwall	_____
G. Meiggs	_____
M. McLain	_____
R. Krainiak	_____
C. Riggs	_____
NO MOTION	_____
VOTE:	
S. Duckwall	_____
G. Meiggs	_____
M. McLain	_____
R. Krainiak	_____
C. Riggs	_____
ABSENT	_____
RECUSED	_____

Item Number: 3.A

Old Business

Meeting Date: April 7, 2014
Attachments: 1 (2 Pages)
Submitted By: Dan Porter, Planning Director

ITEM TITLE: NCHFA Rehabilitation Contract Awards

SUMMARY:

Following approval of Camden’s application for funding through the North Carolina Housing Finance Agency, staff has identified and qualified three (3) recipients. The program guidelines limit the cost of rehabilitation to \$45,000 per house.

Work write ups were prepared and the projects were advertised and readvertised with no bids received within the program guidelines. In order to obtain acceptable bids staff direct mailed over 25 contractors a Notice to Bidders and we have now obtained the attached acceptable bid for the projects.

Recommendation:

Motion to award contracts to Riddick Homes for the rehabilitation of 3 houses at:

300 Japonica Drive	\$44,969
100 Pine Street	\$43,125
126 Pine Ridge	\$44,933

CAMDEN COUNTY FY2011 NCHFA SINGLE FAMILY REHABILITATION PROGRAM


BID PROPOSAL SUMMARY

The undersigned hereby declares that he has carefully examined the Construction Specifications in the NCHFA Rehabilitation Standards and the Work Write-Ups, and will provide all materials and equipment and perform all work in accordance with the Rehabilitation Specifications, the Work Write-Ups, and the requirements under them for the following sum to wit:

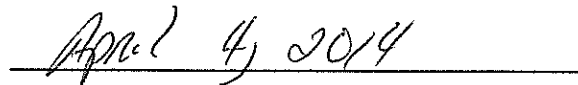
<u>Dwelling Unit</u>	<u>Bid</u>	<u>Discount</u>
Louis Penson 126 Pine Ridge St.. Camden County, NC Phone 252-312-2887)	\$ 47,533	\$ 2,000

The bidder understands and agrees to the following conditions:

- If there is a discrepancy between the lump-sum bid quoted above and the line item bid attached to this proposal, the county reserves the right to reject the bid or negotiate the contract amount based on the line item bid.
- In the event of a tie for the lowest bid, the county will award the contract to the bidder submitting the highest discount.
- It is understood that contracts will be individually awarded per dwelling unit.
- The bidder understands that he may not submit a bid proposal exceeding \$30,000 for any of the units listed above unless he is licensed as a general contractor in the state of NC as specified by NCGS 87-1.
- The bidder understands that all contractors working on homes constructed prior to 1978 shall be NC Certified Renovation Firms and all workers shall be supervised by an accredited NC Certified Renovator.



Signature



Date

ATTACH ITEMIZED UNIT BID SUMMARIES TO THIS FORM!!!

CAMDEN COUNTY FY2011 NCHFA SINGLE FAMILY REHABILITATION PROGRAM

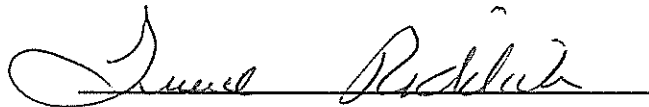
BID PROPOSAL SUMMARY

The undersigned hereby declares that he has carefully examined the Construction Specifications in the NCHFA Rehabilitation Standards and the Work Write-Ups, and will provide all materials and equipment and perform all work in accordance with the Rehabilitation Specifications, the Work Write-Ups, and the requirements under them for the following sum to wit:


<u>Dwelling Unit</u>	<u>Bid</u>	<u>Discount</u>
Felise Massiello 100 Pine St.. Camden County, NC Phone 252-333-3298 252-207-3202 (Son of Ms. Massiello)	\$ 43,125	\$ 0

The bidder understands and agrees to the following conditions:

- If there is a discrepancy between the lump-sum bid quoted above and the line item bid attached to this proposal, the county reserves the right to reject the bid or negotiate the contract amount based on the line item bid.
- In the event of a tie for the lowest bid, the county will award the contract to the bidder submitting the highest discount.
- It is understood that contracts will be individually awarded per dwelling unit.
- The bidder understands that he may not submit a bid proposal exceeding \$30,000 for any of the units listed above unless he is licensed as a general contractor in the state of NC as specified by NCGS 87-1.
- The bidder understands that all contractors working on homes constructed prior to 1978 shall be NC Certified Renovation Firms and all workers shall be supervised by an accredited NC Certified Renovator.



Signature



Date

ATTACH ITEMIZED UNIT BID SUMMARIES TO THIS FORM!!!

**Camden County Board of Commissioners
AGENDA ITEM SUMMARY SHEET**

Item Number: 4.A

New Business

Meeting Date: April 7, 2014
Attachments: 2 (2 Pages)
Submitted By: Administration

ITEM TITLE: Camden County Economic Development
Incentive Grant Program

MOTION MADE	
BY:	
S. Duckwall	_____
G. Meiggs	_____
M. McLain	_____
R. Krainiak	_____
C. Riggs	_____
NO MOTION	_____
VOTE:	
S. Duckwall	_____
G. Meiggs	_____
M. McLain	_____
R. Krainiak	_____
C. Riggs	_____
ABSENT	_____
RECUSED	_____

SUMMARY:

In an effort to place Camden County in a more competitive position with regards to attracting new commercial and industrial development within the County and to encourage expansion of existing businesses, the County Manager directed staff to create the attached Camden County Economic Development Incentive Grant Program. This type of program, which is widely used in other jurisdictions in the State, seeks to increase and diversify the local tax base, offer improved employment opportunities for our citizens, and promote economic growth and welfare.

Under the terms of this program, companies may qualify for, but are not guaranteed, a financial incentive award. The Board of Commissioners has complete discretion in determining which eligible projects warrant a financial incentive award.

Staff presented the attached program proposal to the Camden Economic Development Commission on March 11th for review and comment. The CEDC approved the draft document, and it was then forwarded to the County Attorney for review to ensure it met all State statutory requirements.

Recommendation:

The County Manager recommends that the Board of Commissioners approve and adopt the Camden County Economic Development Incentive Program as presented.

CAMDEN COUNTY ECONOMIC DEVELOPMENT INCENTIVE GRANT PROGRAM

I. Program Overview

- a. The Camden County Economic Development Incentive (EDI) Grant Program formalizes guidelines for the use of economic incentives to increase and diversify the tax base, offer improved employment opportunities for its citizens, and promote economic growth and welfare for the business and industrial community. The EDI program assists Camden County in remaining competitive with surrounding counties and states by promoting the area as an excellent site for new industrial and business locations, as well as, encouraging the expansion of existing industries and businesses within the county. This EDI Grant Program replaces any previously enacted policies established by the County.

II. Program Description

- a. The EDI grant involves a contractual agreement between the County and any new or existing industry and/or business, which would allow for a financial incentive grant up to five (5) years. If the business has met and continues to meet specific criteria as outlined in a formal agreement, the County will make an economic development grant to the company for a period of up to five (5) consecutive years.
- b. Each individual grant will require a separate contract agreement approved by the company and the County following a properly noticed public hearing.
- c. Under this incentive policy, companies may qualify for, but are not guaranteed, a financial incentive grant. The County reserves complete discretion in determining which eligible projects warrant a financial incentive grant. The County will use criteria outlined in this document and other policy documents to accept, reject or modify the grant amount
- d. Each development project will be evaluated utilizing a point system with a varying number of points allocated among twelve (12) categories of community benefits with a maximum 100 possible points. The resulting total points will determine which of five (5) incentive levels the project is eligible.
- e. The monetary value of each financial incentive grant shall be calculated as a percentage of annual property taxes paid by the company. For each year of the grant, the company will receive an award based on a percentage of property taxes paid that year. The percentage is determined by the project's score, as detailed below, and the percentage will decrease each of the five years. **Grant awards shall only be made after the company has paid its annual property tax and presented evidence of compliance with performance measures of the agreement.**

- f. All incentive grant programs must be inspected and confirmed by a representative of Camden County appointed by the Board of Commissioners or County Manager during the five (5) year grant period as to job retention, property value investment, wages paid and all other performance measures by which the project benefits are determined. Failure to annually meet the projected agreed upon benchmark evaluation thresholds shall result in a reduction or termination of grant award for that year as set forth in the executed grant agreement.

III. General Program Guidelines

- a. This policy only addresses one form of incentive that the County may offer: financial grant awards determined by property tax amounts. The County may, at its discretion, offer other kinds of incentives to companies in addition to—or instead of—this type of financial incentive.
- b. The guidelines for the program shall be subject to periodic review. Changing economic conditions or state incentive programs may cause the Board of Commissioners to modify, amend, or even terminate the program subject to compliance with any industrial or business development incentive grants in effect at that time. However any project that has been provided an incentive grant prior to any program changes shall continue to receive an annual award for the period of the agreement as long as it remains compliant with the terms of the agreement.
- c. Economic development incentive grant benefits may not be transferred to another party without the specific written consent of the Board of Commissioners.
- d. The Economic Development Incentive Grant Program will be under the purview of the County Manager or his designee with assistance from other county departments (i.e., Planning, Tax, Finance, etc.) and the Camden County Economic Development Commission.
- e. Applications from businesses or industries that otherwise may qualify for incentive grants may be rejected if that business or industry is judged to be detrimental to the quality of life, degrade the environment, use excess resources (water, etc.), or project a negative image of the county.

IV. Application for Participation

- a. Applicants may also pre-qualify for participation by submitting a letter-of-intent followed by a formal application. Satisfying this requirement does not guarantee approval for participation in the EDI Grant Program.
- b. **The letter of application must specifically include the following:**

- i. A statement formally requesting approval by the Camden County Board of Commissioners authorizing the business's or industry's participation in the Camden County Economic Development Incentive Grant Program;
- ii. A complete description of the business or industry including the mailing address, telephone number and specific location of the business or industry within Camden County, the business's or industry's tax identification number, the Standard Industrial Classification (SIC) code and the names, titles and addresses of all owners of the business or industry, or corporate officers for an incorporated entity;
- iii. A categorical summary of the qualifying capital investment made (or projected) in Camden County.
- iv. A non-refundable application fee of \$250.00.

V. Approval Process

- a. Following receipt of the application letter and fee, the County Manager or his designee will meet with applicant to identify additional materials required to evaluate the company.
- b. The company will be asked to provide the county with certain specific information regarding wages, payroll, and accounting records in order to complete the evaluation. This information will be maintained confidentially by the county to the fullest extent allowed by state and federal law.
- c. Following evaluation and final discussions with the applicant a standard grant contract will be prepared and submitted to the Board of Commissioners for consideration following a properly noticed public hearing.

VI. Businesses interested in participating in the Program must submit a letter of application to:

Chairman
 Camden County Board of Commissioners
 c/o: Camden County Manager: Michael Renshaw
 P.O. Box 190
 Camden, NC 27921

Program adoption and effective date

The Camden County Economic Development Commission on _____, _____ endorsed these guidelines and qualification for the Camden County Economic Development Incentive Grant Program.

The effective date of implementation of the EDI Grant Program will be _____, _____ for agreements related to new projects locating, and existing industrial or business expansions, occurring in the Camden County subject to agreements approved by the County Commissioners.

Adopted by the Camden County Board of Commissioners, this _____ day of _____
_____.

EVALUATION CRITERIA

JOBS		Points
Number of jobs created		
	1-5	8
	6-15	10
	16-25	12
	26-35	14
	36-45	16
	46 - 100	18
	Over 100	20
	<i>Maximum points</i>	20
Hiring Camden County residents (number of positions company seeks to fill in county through approved local hiring process)		
	1-4	3
	5-9	5
	10-14	7
	15-19	9
	20 and above	11
	<i>Maximum points</i>	11
Wage level of new jobs		
	100% of county average or more	5
	Greater than the lower of county average or state average	7
	Greater than the higher of county average or state average	9
	<i>Maximum points</i>	9
Quality of new jobs		
	Partial employer paid health insurance	2
	Total employer paid health insurance	4
	Retirement benefits	2
	Paid vacation	2
	<i>Maximum points</i>	8
CAPITAL INVESTMENT		Points
Level of capital investment	\$50,000 – \$249,000	3
	\$250,000 - \$500,000	5
	\$500,001 - \$750,000	6
	\$750,001 - \$999,999	8
	\$1,000,000 - \$2,999,999	10
	\$3,000,000 - \$4,999,999	11
	\$5,000,000 - \$10,000,000	12
	Over \$10,000,000	13

<i>Maximum points</i>	13
INDUSTRY CLUSTERS AND BUSINESS TYPE	Points
Company's in-county purchases and/or sales as percentage of total purchases and/or sales	
10-20%	7
20-30%	9
30% and above	11
<i>Maximum points</i>	11
Target clusters	6
Company headquarters located in county	4
Woman/minority owned business	4
ENVIRONMENTAL IMPACT	Points
Environmental features	
Green facility	4
Green operations	4
<i>Maximum points</i>	8
Building re-use	3
Location in target area	3

Summary of Points

Category	Number of points available
Jobs	48
Capital Investment	13
Industry Cluster/Business Type	25
Environmental impact	14
Total points	100

Number of points needed for each incentive level

Total points	Incentive Level
25-39	1
40-49	2
50-59	3
60-69	4
70-79	5
80 and above	6

Incentive award as percentage of property tax

Year	Level 1	Level 2	Level 3	Level 4	Level 5	Level 6
Year 1	50%	70%	75%	80%	90%	90%
Year 2	40%	60%	65%	70%	80%	80%
Year 3	30%	50%	55%	60%	70%	75%
Year 4	20%	40%	45%	50%	60%	75%
Year 5	30%	35%	40%	50%	60	60%

Camden County Economic Development Incentive Policy

Definitions and Standards

Number of jobs created

- 1) Each business agrees to create a specific number of jobs (“new jobs”).
- 2) Definition: unless otherwise specified, “new jobs” are new, permanent employment positions held by full-time employees.
 - a) A “new job” is new only if it is created after the County approves the incentive agreement.
 - b) To be considered permanent, a “new job” must be retained for at least the period of the incentive agreement.
 - c) Full-time employees work at least 35 hours/week, year-round.
 - i) Part-time positions may be combined into full-time equivalent positions in order to qualify for points, as long as the part-time positions are retained for at least the period of the incentive agreement.
 - ii) The number of full-time equivalent positions shall be calculated by adding the number of part-time hours per each newly created job and dividing by 40. Part-time positions must require employees to work at least 20 hours/week.
 - iii) Permanent, seasonal positions can be combined into full-time equivalent positions using a 12/12 computation (e.g. a six-month position would equate to 6/12 of a year-round full-time position; it could be combined to with another six-month position to equal a full time position).
 - d) So long as an incentivized company creates a new job as defined by the agreement between the County and the company, the company may replace the employee filling such position at its discretion.
- 3) For the purposes of this policy, temporary employees may be eligible, at the discretion of the County, to fill new jobs.
- 4) If company has pre-existing jobs in the County created prior to the date of its agreement with the County, it must retain these jobs in addition to creating new jobs for the period of the incentive agreement.
- 5) Monitoring data sources: The County shall use and the company shall grant the County access to any and all North Carolina Department of Commerce Division of Employment Security’s Employer’s Quarterly Tax and Wage Reports (NCUI 101), company payroll records and/or other documentation which the County may request.

Hiring Camden County residents

- 1) Each business completes the following process, representing a good-faith effort to hire Camden County residents:
 - a) Company meets with Albemarle Workforce Development Board (“Albemarle WDB”) to define hiring goals, training needs, and local hiring process.
 - b) Company commits to local hiring process in the incentive agreement and signs agreement between Albemarle WDB and company.
 - c) Company provides Albemarle WDB with job announcements and description of skill sets needed

- d) Albemarle WDB carries out agreed-upon local hiring process, which may include collecting and screening applications, sending company resumes of qualified applicants, and/or organizing hiring events.
 - e) Company interviews qualified Camden County applicants identified through local hiring process. Positions for which company does not hire Camden County resident are then advertised elsewhere.
- 2) If a customized training would enable Camden County job applicants to successfully fill positions in the business, the company agrees to consider customized training through College of the Albemarle as part of its local hiring process.
 - 3) Monitoring data sources: The County shall utilize a Report from the Albemarle WDB documenting company compliance with conditions outlined in agreement between Albemarle WDB and company. The county shall also utilize company documentation (W-2s, company payroll records).

Wage level of new jobs

- 1) Applies to average wage, excluding benefits, for all new jobs.
- 2) Peg to Bureau of Labor Statistics average weekly wage in Camden County for most recent quarter available, which can be found at <http://www.bls.gov>.
- 3) Monitoring data sources: The County shall utilize the North Carolina Department of Commerce Division of Employment Security's Employer's Quarterly Tax and Wage Report (NCUI 101). The county shall also utilize company documentation.

Quality of new jobs

- 1) Monitoring data sources: The County shall use and the company shall grant the County access to Company benefit documentation (including but not limited to employees' W-2s for health insurance).

Level of capital investment

- 1) Increase in ad valorem tax value of real or personal property located in Camden County and owned directly by the company. Baseline is assessed tax value prior to agreement. Assessed value both before and after agreement to be determined by County Tax Assessor.
- 2) Capital investment made before the County Commissioners approve the incentive agreement does not qualify and the County will not consider it during the application process.
- 3) Capital investment includes new machinery, equipment and other items taxed as business personal property. New machinery and equipment must not be currently taxed in the County and must not be installed to replace existing business personal property in the County.
- 4) Capital investment in the incentivized project must be subject to County property taxes from installation and/or construction for the full term of the incentive agreement.
- 5) Monitoring data sources: The County shall utilize tax records.

Company's in-county purchases and/or sales as percentage of total purchases and/or sales

- 1) Comprised of two measures:
 - a) Percentage of total goods and materials purchased by incentivized company that are grown or produced in county or that are purchased from a business located in county ("local purchases") and/or
 - b) Percentage of total goods and materials sold by incentivized company to other businesses in county ("local sales").
- 2) A company can calculate its percentage level by totaling either local purchases or local sales alone or by combining the two categories.
- 3) Company must be able to track local purchases and local sales and be able to verify figures.
- 4) Monitoring data sources: The County shall use and the company shall grant County access to such records of company as are necessary, in county's sole discretion, to measure compliance with this policy of job creation and tax base increase. Such records shall be kept confidential by County to the fullest extent allowed by law.

Woman/minority owned business

- 1) Definition: A business enterprise in which 51% or more of the business is owned, operated and controlled by citizens or permanent resident aliens who are women and/or ethnic/racial minorities.
- 2) Monitoring data sources: The County shall use and the company shall grant the County access to company records, as well as MWBE certification (for online record of certification, visit mwbe.com/dir/directory.htm), DBE certification (for online record of certification, visit: <https://partner.ncdot.gov/VendorDirectory/default.html>).

Target clusters

- 1) Targeted clusters are those within the logistics/distribution, defense, alternative energy, automotive, eco-friendly manufacturing/assembly, food, retail, tech companies, agri-business, and/or other clusters defined by the Camden County Economic Development Commission.
- 2) Does not require monitoring.

Company headquarters located in county

- 1) Company headquarters must be located within physical boundaries of Camden County to earn points.
- 2) Headquarters have been defined variously as the company's principle place of business, center of operations or "the actual center of direction, control and coordination, i.e., the 'nerve center,'" of the company.
- 3) Does not require monitoring.

Environmental features

- 1) Two categories of points:

- a) Green facility—determined by achieving number of points necessary to attain either:
 - i) LEED certification according to the most recent guidelines issued by the U.S. Green Building Council;
 - ii) The Green Building Initiative’s Green Globes certification (thegbi.org/green-globes/).
 - (1) Certification considered for the appropriate construction type (i.e., new construction or existing building).
 - (2) Actual certification is not required, but company must complete measures from certification checklist it pledged to undertake.
- 2) Green operations—determined on a case-by-case basis. Can include measures taken to reduce waste and energy consumption/increase efficiency, the use of sustainable materials, and material reuse and recycling. Examples of possible measures eligible for consideration include (but are not limited to):
 - a) Installation of solar panels, fuel cells, small wind turbines, geothermal systems, microturbines, combined heat and power (CHP) and other renewable technologies as defined in the Business Energy Investment Tax Credit (26 USC § 48) or NC’s Renewable Energy Tax Credit (N.C. Gen. Stat. § 105-129.15 et seq.)
 - b) Installation of geothermal heat pumps, photovoltaic (PV) systems, solar water heating systems, and gray/rain water collection for flushing fixtures in commercial buildings.
 - c) Installation of equipment that allows for reuse or recycling of materials.
 - d) Establishment of a systematic re-use/recycling program.
 - e) Commitment to purchase recycled/reused/sustainable materials on regular basis.
 - f) Existing businesses can show percentage reduction in waste or increase in efficiency.
 - g) Company meets Underwriter’s Laboratory Environment sustainability standards or is MBDC Cradle to Cradle Certified (mbdc.com/cradle-to-cradle-certified-program/).
 - h) Compliance with industry standards for environmental practices (ASTM for manufacturing, ISO 14000 for environmental management systems, Oeko-Tex/bluesign for textile manufacturing, Forest Stewardship Council for forestry and wood product manufacturers, etc.).
- 3) A company that agrees to install equipment as a condition of acquiring “green facility” points may not claim points for installation of the same equipment under “green operations.”
- 4) Monitoring data sources: will vary depending on measures implemented.

Building re-use

- 1) Company reuses a vacant building.
- 2) Does not require monitoring.

Location in target area

- 1) Target areas are those within the Village Mixed Use, Village Center, Village Commercial Corridor, and Mixed Use Employment areas as determined by the Future Land Use Map the same as may here exist or hereinafter be amended.
- 2) Does not require monitoring.

**Camden County Board of Commissioners
AGENDA ITEM SUMMARY SHEET**

MOTION MADE	
BY:	
S. Duckwall	_____
G. Meiggs	_____
M. McLain	_____
R. Krainiak	_____
C. Riggs	_____
NO MOTION	_____
VOTE:	
S. Duckwall	_____
G. Meiggs	_____
M. McLain	_____
R. Krainiak	_____
C. Riggs	_____
ABSENT	_____
RECUSED	_____

Item Number: 4.B

New Business

Meeting Date: April 7, 2014

Attachments: 3 (3 Pages)

Submitted By: Administration

ITEM TITLE: Eco-Industrial Park Landscaping Services Proposal

SUMMARY:

In preparation for the May 9th Eco-Industrial Park ribbon cutting ceremony, the County Manager directed staff to obtain proposal estimates for landscape services for the main entrance median of the Eco-Industrial Park. On March 12, the Camden Economic Development Commission reviewed two proposals, and the Commission members voted to approve funding for the project from the Commission budget in an amount not to exceed \$10,000.

Based upon the two proposals that were presented, staff recommended and the Commission agreed that the project should be awarded to The Plant Park of Elizabeth City in the amount of \$9,588.40. The Plant Park proposal was most responsive in that it included the planting of additional vegetation and trees along the median as well as decorative rock.

Recommendation:

The County Manager recommends that the Board of Commissioners approve the award of the Eco-Industrial Park entrance median landscape contract to The Plant Park in the amount of \$9,588.40. This project is to be funded from the Economic Development Commission’s contracted services budget line.

The Plant Park

407 Selden Street
Elizabeth City, NC 27909

Estimate

DATE	ESTIMAT...
4/1/2014	13583

NAME / ADDRESS
Camden County Clarann Mansfield P.O. Box 190 Camden, NC 27921

			PROJECT
			Eco Park Ann...
QTY	DESCRIPTION	COST	TOTAL
5	Lagerstroemia 'Red Rocket' 6-7'	129.95	649.75T
45	Andorra Compacta Juniper-3 gal.	17.95	807.75T
6	Pennisetum alopecuroides	17.95	107.70T
50	Annual 6"	3.59	179.50T
1	Landscape Fabric	450.00	450.00T
54	Rock- No. 5	73.65	3,977.10T
1	General Labor	3,000.00	3,000.00
There are a lot of places you could shop. We are so glad you chose us! Thank you!		Subtotal	\$9,171.80
		Sales Tax (6.75%)	\$416.60
		TOTAL	\$9,588.40

SIGNATURE

Phone #

(252) 338-2773

Fax #

(252) 338-1013

E-mail

info@theplantpark.com

Web Site

www.theplantpark.com



CAMDEN COUNTY
ECO INDUSTRIAL PARK





All Seasons Garden Shack

&

Evans Florist

930 Virginia Rd
Edenton, NC 27932

Estimate

Date	Estimate #
2/28/2014	2132

Name / Address
Camden County Eco Park Hwy 17 South Mills, NC

Licensed for
Pesticide/Herbicide
Outdoor Applications
Current General Liability
and Workers Compensation
Insurance Certificates
Maintained

Customer Alt. Phone	Customer Phone	P.O. No.	Rep
			JT

Qty	Description	Cost	Total
40	3 Crew Members: Installation of new plant material around ECO Park Sign.	90.00	3,600.00
40	Pennisetum Rubrum	12.00	480.00T
160	Andorra Juniper	12.00	1,920.00T
	We propose to landscape the sign at the Camden ECO Park and the entryway median. For this installation, we propose a to plant 4 Pennisetum Grasses on Each side of the sign and 2 on the end caps of the sign. Additionally, we propose to plant approximately 20 Andorra Junipers in the same bed in the front tier of the bed and around the end cap Pennisetum. We would suggest installing 2 varieties of Pennisetum in this bed to diversify the plant material at the entryway. Using the same variety at the end caps and along the median would allow for uniformity in the design, and using a variant along the north and south side of the sign will create a more landscaped curb appeal.	0.00	0.00T
	For the median, we propose planting 4:1 ratio on the Junipers to Pennisetum. We suggest a repeating pattern of junipers, then grass, then junipers. Sales Tax	6.75%	162.00
		Total	\$6,162.00

Phone #	E-mail	Customer Signature _____
252.482.1100	jennifer@allseasonslandscape-nc.com	

**Camden County Board of Commissioners
AGENDA ITEM SUMMARY SHEET**

Item Number: 4.C

New Business

Meeting Date: April 7, 2014
Attachments: 3 (31 Pages)
Submitted By: Administration

ITEM TITLE: Board of Elections & Historical Museum
Building Renovation Bid

MOTION MADE	
BY:	
S. Duckwall	_____
G. Meiggs	_____
M. McLain	_____
R. Krainiak	_____
C. Riggs	_____
NO MOTION	_____
VOTE:	
S. Duckwall	_____
G. Meiggs	_____
M. McLain	_____
R. Krainiak	_____
C. Riggs	_____
ABSENT	_____
RECUSED	_____

SUMMARY:

On February 20, 2014 the County properly advertised an informal bid solicitation for the Board of Elections and Historical Museum Renovation Project based upon the approval of the Board of Commissioners to move forward with plans to renovate the former Public Works Building located adjacent to the Historic Jail.

Hyman Robey engineers prepared the attached bid solicitation and plan drawings at the request of the County Manager. Per the attached bid solicitation, the County Manager reviewed four (4) properly submitted bids on March 21, 2014 (bid tabulation attached).

In his review of submitted bids, the County Manager determined that the lowest responsive lump sum bid was submitted by A.R. Chesson Construction Company, Inc. in the amount of \$175,200.

Recommendation:

The County Manager recommends that the Board of Commissioners approve the awarding of the Board of Elections & Historical Museum Renovation Project to A.R. Chesson Construction Company, Inc. in the amount of \$175,200.

DOCUMENT 00 11 16

INVITATION TO BID

Project: **Camden County Board of Elections and Historical Museum**

Owner: **Camden County**
Michael Renshaw, County Manager
P.O. Box 190
Camden, North Carolina 27921

1. Pursuant to the General Statutes of North Carolina, qualified (licensed) contractors are invited to submit sealed informal bids for furnishing labor, materials, and equipment required to complete the **Camden County Board of Elections and Historical Museum** project located on 117 N. Highway 343, Camden, North Carolina.
2. Project Description:

The scope of work for this project will include all labor, materials, and equipment necessary to complete site and building renovations that include removal and replacement of existing asphalt pavement, construction of sidewalk, demolition of existing building interior, and modifications to existing structure to elevate the existing slab floor and construct new rooms including new electrical, plumbing and mechanical systems to create the Camden County Board of Elections and Historical Museum.
3. Person to receive bids Michael Renshaw, County Manager, Camden County, P.O. Box 190, Camden, NC 27921 (mailing); 330 US Highway 158 East, Camden, North Carolina (physical location-Camden County Manager's Office).
4. Bid Opening Location: **There will be no formal bid opening for this project. The bids are to be submitted as listed above and are to be opened privately by the County Manager**
5. Time and Date for Receipt of Bids: **1:00 pm, Wednesday, March 19, 2014.**
6. Documents are available for viewing at the following locations:
 1. Camden County Manager's Office, 330 East US 158, Camden, NC 27921
7. Obtaining Bid Documents: A printed copy of the plan drawings will be available for pick up at the Camden County Administration Building located at 330 US HWY 158 East, Camden, N.C. 27921. The cost of these printed plans is \$60.00, payable by check to Camden County. A CD of the plan drawings is also available for \$5.00.
8. Bid Security: 5%
9. Performance bond and payment bond: 5%

10. Bid Withdrawal: Your Bid will be required to be submitted under a condition of irrevocability for a period of 60 days after submission.
11. Rejection of Bids: The Owner reserves the right to waive any informalities or to reject any or all bids
12. Contractual Time: The Owner requires the Project to be completed within 100 calendar days of the issuance of the Notice to Proceed.
13. Liquidated Damages: \$175.00/day.
14. Small Business Entities, Women Owned Businesses and Minority Owned Businesses are encouraged to submit bids.


END OF DOCUMENT


Camden County Board of Elections & Historical Museum Bid Tabulation

Plan Holder/Bidding Firm	Lump Sum Bid Amount	Addenda Acknowledgment	5% Performance Bond	Evidence of Authority/NC General Contractor
Progressive Contracting Company, Inc. 420 Elliot Street Edenton, NC	\$263,300.00	YES	YES	YES
A.R. Chesson Construction Company, Inc. P.O. Box 2266 Elizabeth City, NC 27906 *Bid delivered to 117 North HWY 343 (Previous County Manager Office); informality waived per Bid Solicitation prior to bid openings	\$175,200.00	YES	YES	YES
RPC Contracting *NO BID*	N/A	N/A	N/A	N/A
Godfrey Construction, LLC 114 W. Meadowlark Street Kill Devil Hills, NC 27948	\$219,900.00	YES	YES	YES
Sussex Development Corp. 1604 Hilltop West Executive Ctr, Suite 300 Virginia Beach, VA 23451	\$255,000.00	YES	YES	YES

Above bids opened and tabulated on March 21, 2014 by Michael Renshaw, Camden County Manager.


Michael Renshaw


Date



CAMDEN COUNTY BOARD OF ELECTIONS & HISTORICAL MUSEUM BUILDING & SITE RENOVATION PLAN

CAMDEN COUNTY BOARD OF ELECTIONS & HISTORICAL MUSEUM BUILDING & SITE RENOVATION PROJECT



SHEET INDEX

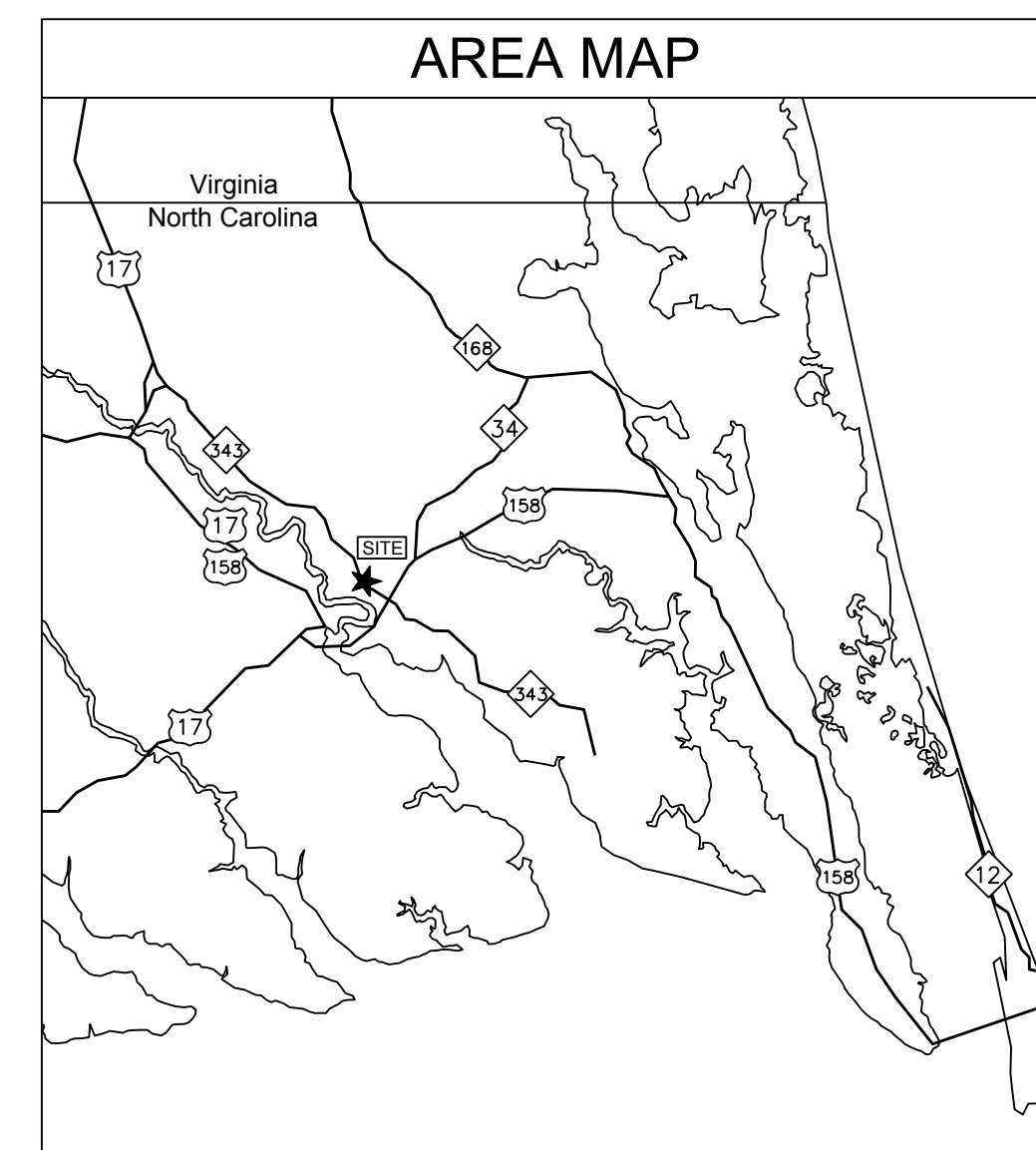
- B001 COVER
- B101 EXISTING FLOORPLAN & DEMOLITION PLAN
- B201 PROPOSED FLOORPLAN
- B202 REFLECTIVE CEILING PLAN
- B301 EXTERIOR ELEVATIONS
- B302 INTERIOR ELEVATIONS
- B901 DETAILS
- B902 DETAILS

- C100 DEMOLITION PLAN
- C200 SITE & GRADING PLAN
- C900 DETAILS

- P1.1 PLUMBING NOTES, LEGEND, FIXTURE SCHEDULE
- P1.2 PLUMBING SPECIFICATIONS
- P2.1 PLUMBING DEMO WORK PLAN
- P3.1 PLUMBING NEW WORK PLAN

- M1.1 MECHANICAL LEGEND, ABBREVIATIONS & NOTES
- M1.2 MECHANICAL SPECIFICATIONS
- M2.1 MECHANICAL DEMO WORK PLAN
- M3.1 MECHANICAL NEW WORK PLAN
- M4.1 MECHANICAL DETAILS

- E1.1 ELECTRICAL LEGEND, ABBREVIATIONS & NOTES
- E1.2 ELECTRICAL SPECIFICATIONS
- E2.1 ELECTRICAL DEMO WORK LIGHTING
- E2.2 ELECTRICAL DEMO WORK POWER
- E2.3 ELECTRICAL DEMO WORK SPECIAL SYSTEMS
- E3.1 NEW WORK LIGHTING
- E3.2 ELECTRICAL NEW WORK POWER
- E3.3 ELECTRICAL NEW WORK SPECIAL SYSTEMS



COURTHOUSE TNSP
 CAMDEN COUNTY
 NORTH CAROLINA


KEY PLAN:

Project #: 130277
 Drawing #: 130277 - FLOORPLAN
 Drawn: RLH
 Checked: KDH
 Approved: SCR
 Date: 02/17/2014
 Sheet #: 1/8
 Scale: NTS

REVISIONS:
 NUM. DATE DESCRIPTION

SHEET TITLE:
 COVER

SHEET NUMBER:
B001



CAMDEN COUNTY BOARD OF ELECTIONS & HISTORICAL MUSEUM BUILDING & SITE RENOVATION PLAN

COURTHOUSE TNSP
 CAMDEN COUNTY
 NORTH CAROLINA

KEY PLAN:

Project #: 130277
 Drawing #: 130277 - FLOORPLAN
 Drawn: RLH
 Checked: KDH
 Approved: SCR
 Date: 02/17/2014
 Sheet #: 2/8
 Scale: 3/8" = 1'

REVISIONS:
 NUM. DATE DESCRIPTION

SHEET TITLE:
 EXISTING FLOORPLAN & DEMOLITION PLAN
 SHEET NUMBER:

B101

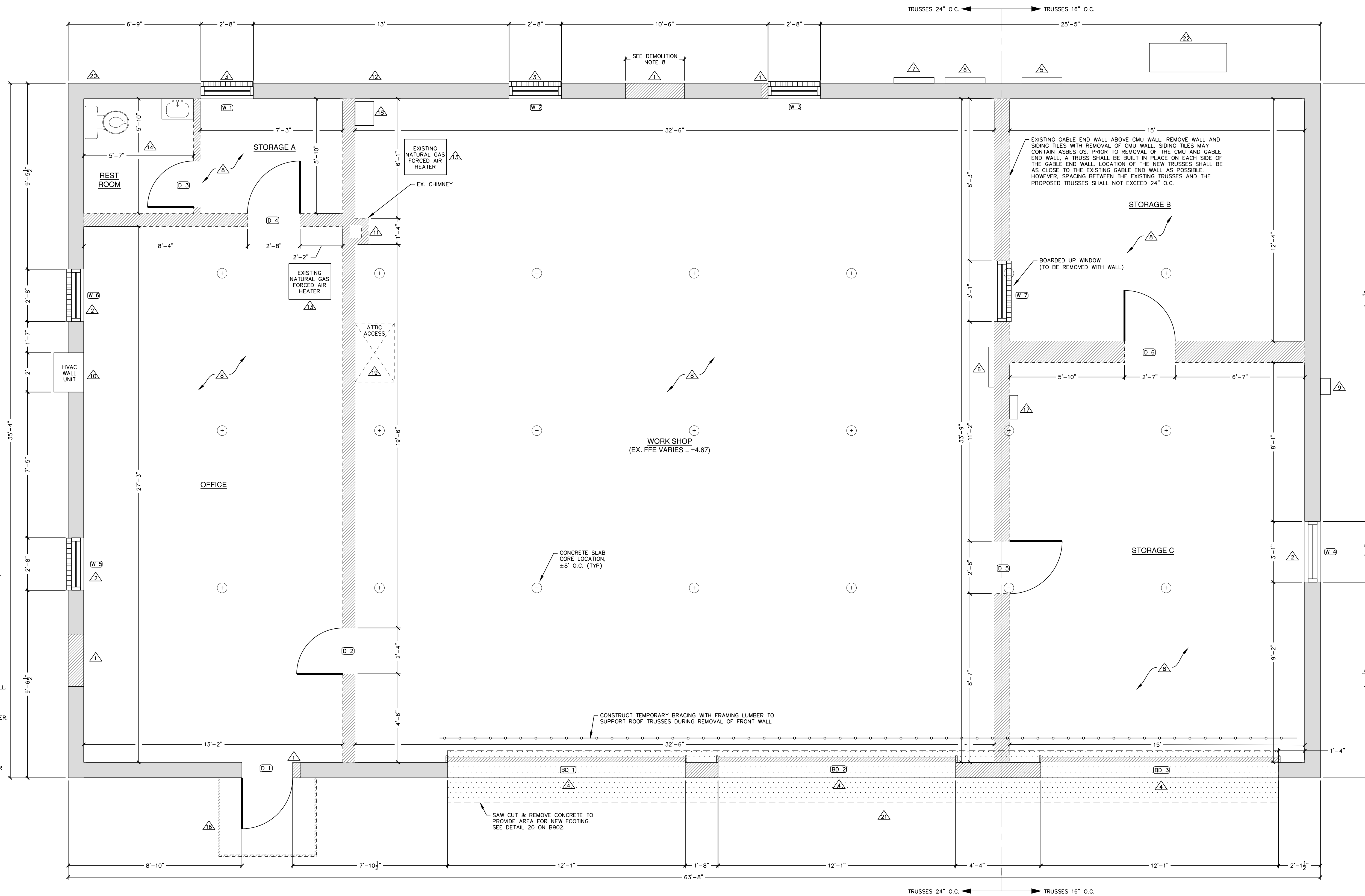
ALL DIMENSIONS ARE BASED ON FIELD MEASUREMENTS AND SHOULD BE VERIFIED BY THE CONTRACTOR PRIOR TO CONSTRUCTION OR ORDERING OF MATERIALS.

DEMOLITION NOTES

- EXISTING FURNITURE, CABINETRY, AND ALL OTHER ITEMS REMAINING IN BUILDING ARE TO BE REMOVED AND DISPOSED OF BY THE CONTRACTOR UNLESS OTHERWISE SPECIFIED ON THESE PLANS OR BY OWNER. THE OWNER RETAINS THE RIGHT TO CLAIM ITEMS IN THE BUILDING AS THEY ARE REMOVED BY THE CONTRACTOR. ITEMS IN QUESTION SHOULD BE VERIFIED BY CONTACTING THE OWNER REPRESENTATIVE PRIOR TO REMOVAL.
- EXTERIOR OF THE BUILDING, INCLUDING BLOCK WALL, FACIA, SOFFIT, AND SIDING, IS TO BE PRESSURE WASHED THOROUGHLY TO REMOVE ALL MILDEW, DIRT, AND PEELING PAINT. CONTRACTOR SHALL PAINT BUILDING AS NECESSARY TO COVER AREAS OF PEELING PAINT, NEW CONSTRUCTION, PATCHES, ETC. SEE PAINTING SCHEDULE ON SHEET B901 FOR APPROPRIATE PAINT COLORS.
- PENETRATIONS INTO THE BUILDING THAT ARE NOT BEING REUSED SHALL BE CLOSED UP. HOLES IN THE CMU BLOCK IN EXCESS OF ONE INCH DIAMETER SHALL REQUIRE BLOCK TO BE INSERTED AND GROUTED INTO HOLE. PENETRATIONS LESS THAN ONE INCH DIAMETER SHALL BE GROUTED.
- NEW PENETRATIONS INTO ROOF SHALL BE LOCATED IN THE FLAT PART OF METAL PANELING AND SHALL BE SEALED APPROPRIATELY.
- EXISTING EXIT SIGNS SHALL BE REMOVED AND RETURNED TO OWNER.
- ACOUSTIC CEILING SHALL BE REMOVED.
- EXISTING PANELING UNDERPINNING SHALL BE LEFT IN PLACE. AREAS THAT DO NOT HAVE UNDERPINNING SHALL RECEIVE SUCH.
- ALL CONTENTS IN THE ATTIC SPACE SHALL BE REMOVED & RETURNED TO OWNER.
- ALL ROUGH OPENINGS TO RECEIVE DOORS SHALL BE SIZED ACCORDING TO DOOR MANUFACTURER'S RECOMMENDATIONS.

DEMOLITION PLAN NOTES

- ▲ SAW CUT AND REMOVE A PORTION OF EXISTING BLOCK WALL FOR THE INSTALLATION OF A NEW DOOR OR WINDOW. SEE DOOR SCHEDULE ON SHEET B201 FOR DOOR SIZE. NEW WINDOW SHALL MATCH THE SIZE OF MODIFIED WINDOWS W-1 & W-2.
- ▲ WINDOW TO BE REMOVED AND OPENING TO BE COMPLETELY BLOCKED UP.
- ▲ WINDOW TO BE REMOVED AND OPENING TO BE MODIFIED FOR NEW FIXED FRAME WINDOW.
- ▲ GARAGE DOOR & ASSOCIATING HARDWARE TO BE REMOVED AND RETURNED TO OWNER.
- ▲ EXISTING ABANDONED ELECTRIC METER BASE TO BE REMOVED.
- ▲ EXISTING ELECTRIC PANEL TO BE REMOVED.
- ▲ EXISTING METER BASE.
- ▲ ALL ELECTRICAL COMPONENTS INCLUDING OUTLETS, SWITCHES, WIRING, WIRE STAPLES, CONDUIT, LIGHTING AND PANELS SHALL BE REMOVED. TEMPORARY POWER SHALL BE MAINTAINED FOR CONSTRUCTION ACTIVITY. SEE PME PLANS FOR PROPOSED ELECTRICAL.
- ▲ EXISTING NATURAL GAS METER AND SUPPLY LINE INTO BUILDING. REMOVE ALL GAS LINE IN BUILDING.
- ▲ EXISTING HVAC WALL UNIT. REMOVE AND RETURN TO OWNER. OPENING SHALL BE FULLY BLOCKED UP.
- ▲ REMOVE ENTIRE EXISTING CHIMNEY FROM EXISTING FLOOR UP. ROOF PENETRATION SHALL BE CLOSED UP. REPLACE WATER DAMAGED WOOD. REPLACE IN KIND ENTIRE METAL ROOF PANELS AFFECTED BY CHIMNEY.
- ▲ EXISTING WATER SUPPLY INTO BUILDING. REMOVE ALL WATER LINE COMPONENTS INSIDE BUILDING TO A POINT JUST OUTSIDE OF BUILDING. REFER TO PME DRAWINGS FOR PROPOSED WATERLINE PLAN.
- ▲ EXISTING NATURAL GAS FORCED AIR HEATER. REMOVE HEATER, FLUME, AND ALL HARDWARE AND RETURN TO OWNER. REMOVE ALL GAS LINES BACK TO THE METER. SEE PME PLANS FOR PROPOSED GAS LINE PLAN. (REMOVAL BY OWNER)
- ▲ EXISTING RESTROOM PLUMBING FIXTURES. REMOVE WATER CLOSET AND VANITY. CAP/SEAL WATER CLOSET DRAIN AT FLANGE. REMOVE WASTE LINE FROM VANITY, INCLUDING EXTERIOR DRAIN LINE.
- ▲ EXISTING WALL TO BE REMOVED TO AT LEAST 6" BELOW PROPOSED FINISH FLOOR ELEVATION. WALL WAS ONCE EXISTING OUTER WALL AND CARE SHALL BE TAKEN TO REMOVE THE WALL.
- ▲ EXISTING ALUMINUM CANOPY. REMOVE CANOPY AND HARDWARE. REPAIR HOLES INTO WALL.
- ▲ EXISTING NATURAL GAS WALL MOUNTED HEATER. REMOVE HEATER AND HARDWARE AND RETURN TO OWNER.
- ▲ EXISTING WALL MOUNTED WATER HEATER. REMOVE WATER HEATER AND RETURN TO OWNER.
- ▲ EXISTING ATTIC ACCESS SHALL BE CLOSED UP.
- ▲ EXISTING SEWER OUT OF BUILDING (INV AT 2.5' OFF BUILDING = ±3.60)
- ▲ ENTIRE BLOCK WALL TO BE REMOVED AND REPLACED. SEE DETAIL 12 ON B901 FOR LOCATION. SEE DETAIL 18 ON B902 REPLACEMENT. SEE DETAIL 19 ON B902 FOR FOOTER REPLACEMENT/INSTALLATION.
- ▲ EXISTING MINI-SPLIT HVAC UNIT (WALL UNIT IN WALL AND CONDENSING UNIT ON PAD). REMOVE MINI-SPLIT AND ASSOCIATING HARDWARE AND PIPING. (REMOVAL BY OWNER)




EXISTING FLOOR PLAN
 SCALE: 3/8" = 1'



LEGEND

- W-7 EXISTING WINDOW LABEL
- D-1 EXISTING DOOR LABEL
- PROPOSED CORE LOCATION
- ▨ DENOTES INTERIOR WALL TO BE REMOVED
- ▩ DENOTES EXTERIOR WALL TO BE REMOVED/REPLACED



CAMDEN COUNTY BOARD OF ELECTIONS & HISTORICAL MUSEUM BUILDING & SITE RENOVATION PLAN

ROOM FINISH SCHEDULE

ROOM	SIZE (SF)	FLOOR	WALL	CEILING
OFFICE	218	①	1 2	◇
POLLING ROOM	595	②	1 2	◇
STORAGE	171	③	1 2	◇
OFFICE RESTROOM	44	②	1 2	◇
MEN'S RESTROOM	49	②	2	◇
WOMEN'S RESTROOM	49	②	2	◇
MUSEUM	915	③	1 2	◇

- FLOOR**
- ① 24"x24" CARPET TILE
 - ② 12"x12" VCT
 - ③ SEALED CONCRETE
- WALL**
- 1 PAINTED CMU - SCRAPPED, SANDED, 1 COAT PRIMER, 2 COATS PAINT
 - 2 GYPSUM WALL BOARD - TYPE 5 FINISH, 2 COATS PAINT
- INTERIOR WALL PAINT TO BE WHITE (SATIN FINISH)
- CEILING**
- ◇ DROP CEILING W/ ACOUSTIC TILE (HEIGHT VARIES, SEE B901)

DOOR HARDWARE SCHEDULE

DOOR	ROOM	SIZE	TYPE	FRAME	HARDWARE	FINISH
101	OFFICE	3/0x6/8	①	H.M.	5	PAINT
102	MUSEUM	(2)3/0x6/8	①	H.M.	2	PAINT
103	STORAGE	3/0x6/8	②	H.M.	1	PAINT
104	RESTROOM	3/0x6/8	②	H.M.	4	PAINT
105	POLLING	3/0x6/8	④	H.M.	5	PAINT
106	POLLING	3/0x6/8	③	ALUM.	3	N/A
107	MUSEUM	3/0x6/8	③	ALUM.	3	N/A
108	RESTROOM	3/0x6/8	②	H.M.	4	PAINT
109	RESTROOM	3/0x6/8	②	H.M.	4	PAINT

*DOORS 101 & 105 SHALL HAVE A HALF-LITE CLEAR GLASS INSERT.

- DOOR TYPE**
- ① STEEL, GALVANIZED & INSULATED
 - ② 6-PANEL SOLID WOOD
 - ③ ALUMINUM STOREFRONT WITH INSULATED GLASS
- EXTERIOR DOORS SHALL RECEIVE THRESHOLDS, SILL SWEEP, & WEATHER STRIPPING AS RECOMMENDED BY MANUFACTURER

- HARDWARE SET**
- 1 3 HINGE BUTTS
1 HANDSET
1 DEADBOLT
 - 2 3 HINGE BUTTS
1 HANDSET
1 CLOSER W/ HOLD OPEN
1 DEADBOLT
 - 3 3 HINGE BUTTS
1 PULL W/ PLATE
1 PANIC BAR
1 CLOSER W/ STOP
1 CYLINDER LOCK
 - 4 3 HINGE BUTTS
1 PRIVACY LOCK
 - 5 3 HINGE BUTTS
1 PRIVACY LOCK
1 DEADBOLT

LEGEND

- PROPOSED WALL
- ▨ PROPOSED SHEAR WALL
- ① BLOCK OPENING ACCORDING TO DETAIL 21 ON B902
- ② BLOCK OPENING ACCORDING TO DETAIL 18 ON B902
- ③ MODIFY OPENING ACCORDING TO DETAIL 19 ON B902

COURTHOUSE TNSP
 CAMDEN COUNTY
 NORTH CAROLINA

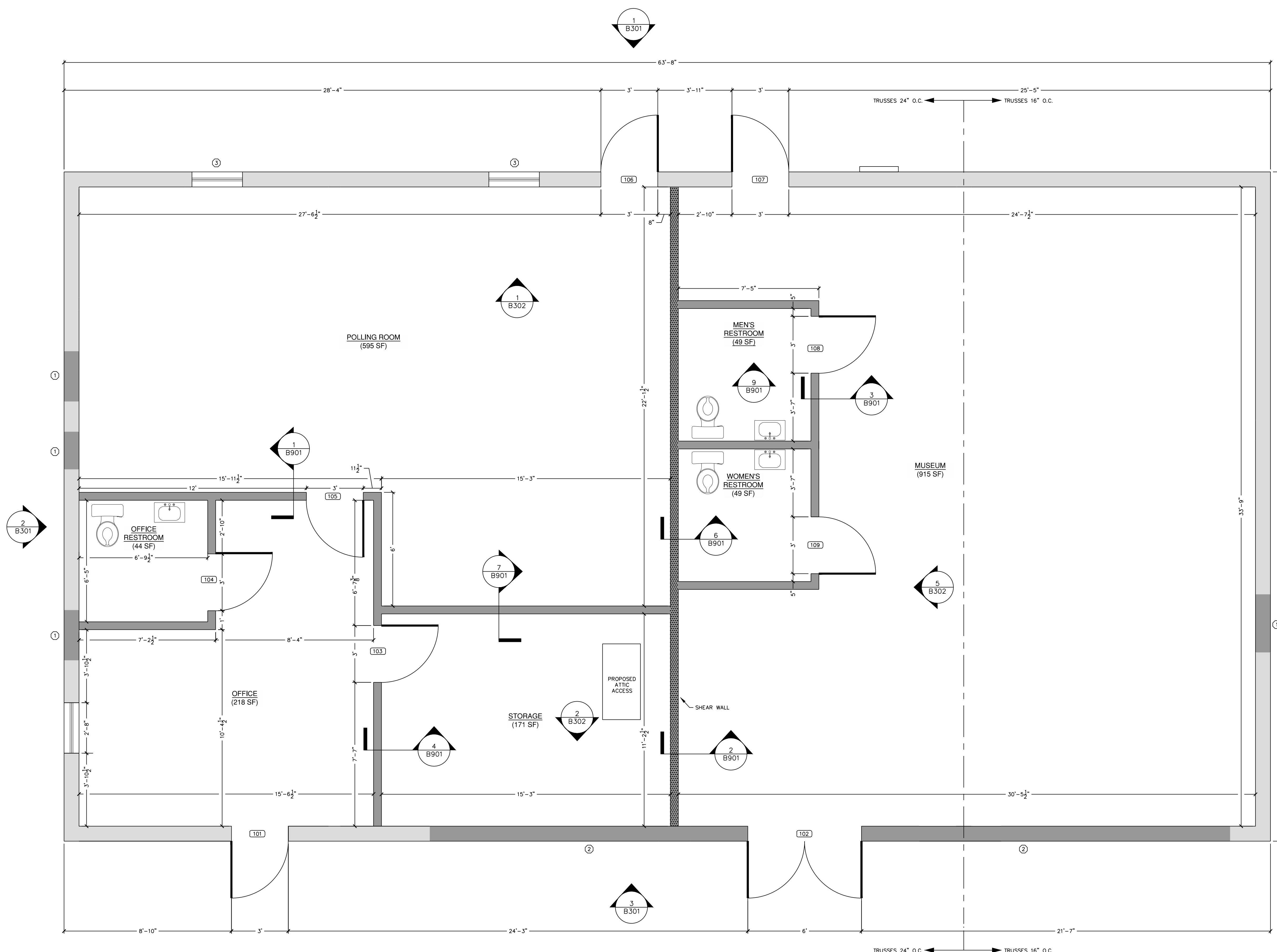
KEY PLAN:

Project #: 130277
 Drawing #: 130277 - FLOORPLAN
 Drawn: RLH
 Checked: KDH
 Approved: SCR
 Date: 02/17/2014
 Sheet #: 3/8
 Scale: 3/8" = 1'

REVISIONS:
 NUM. DATE DESCRIPTION

SHEET TITLE:
 PROPOSED FLOORPLAN

SHEET NUMBER:
B201




ALL DIMENSIONS ARE BASED ON FIELD MEASUREMENTS AND SHOULD BE VERIFIED BY THE CONTRACTOR PRIOR TO CONSTRUCTION AND ORDERING OF MATERIALS.

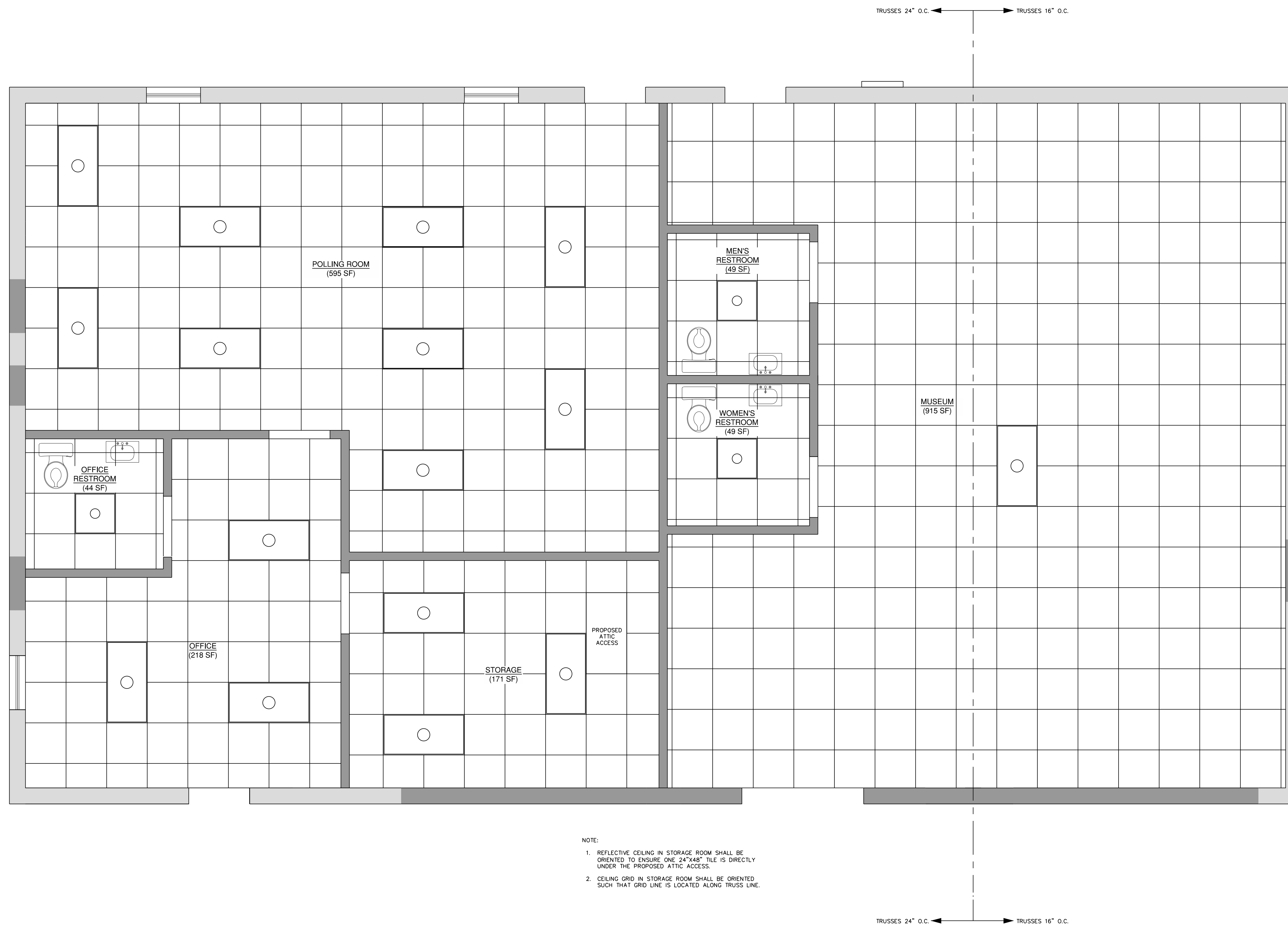
FFE = 6.20

PROPOSED FLOOR PLAN
 SCALE: 3/8" = 1'

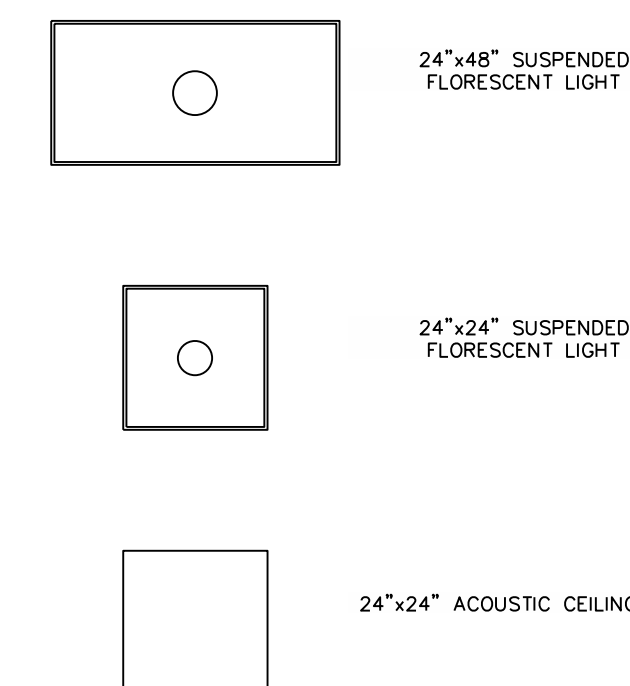




CAMDEN COUNTY BOARD OF ELECTIONS & HISTORICAL MUSEUM BUILDING & SITE RENOVATION PLAN



LIGHTING LEGEND



- NOTE:
- 1. REFLECTIVE CEILING IN STORAGE ROOM SHALL BE ORIENTED TO ENSURE ONE 24\"/>
 - 2. CEILING GRID IN STORAGE ROOM SHALL BE ORIENTED SUCH THAT GRID LINE IS LOCATED ALONG TRUSS LINE.



COURTHOUSE TNSP
CAMDEN COUNTY
NORTH CAROLINA


KEY PLAN:

Project #: 130277
Drawing #: 130277 - FLOORPLAN
Drawn: RLH
Checked: KDH
Approved: SCR
Date: 02/17/2014
Sheet #: 4/8
Scale: 3/8"=1'

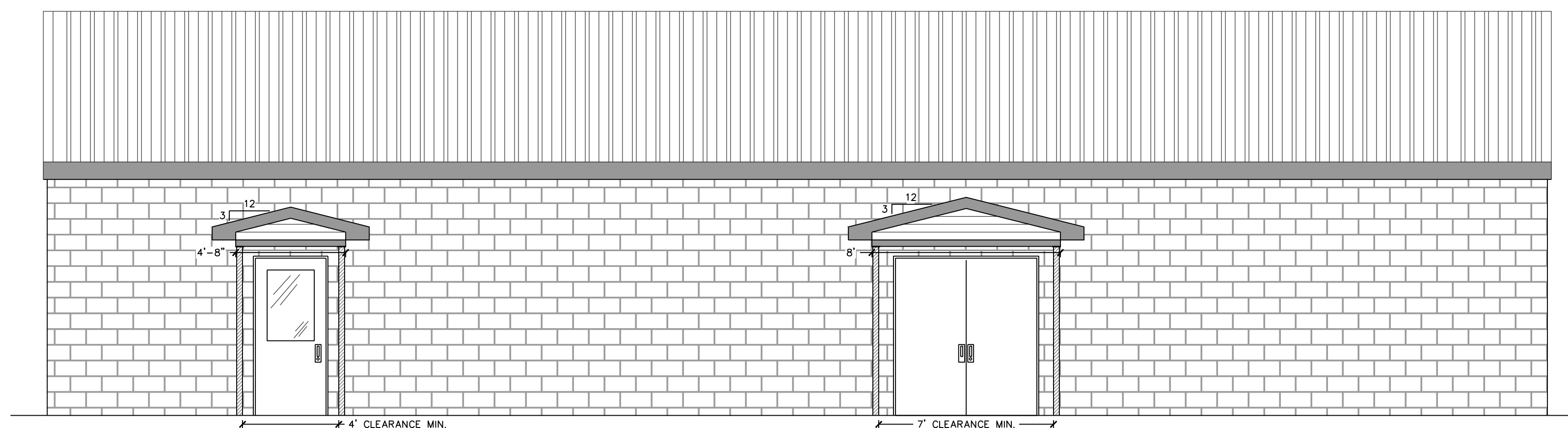
REVISIONS:
NUM. DATE DESCRIPTION

SHEET TITLE:
REFLECTIVE CEILING

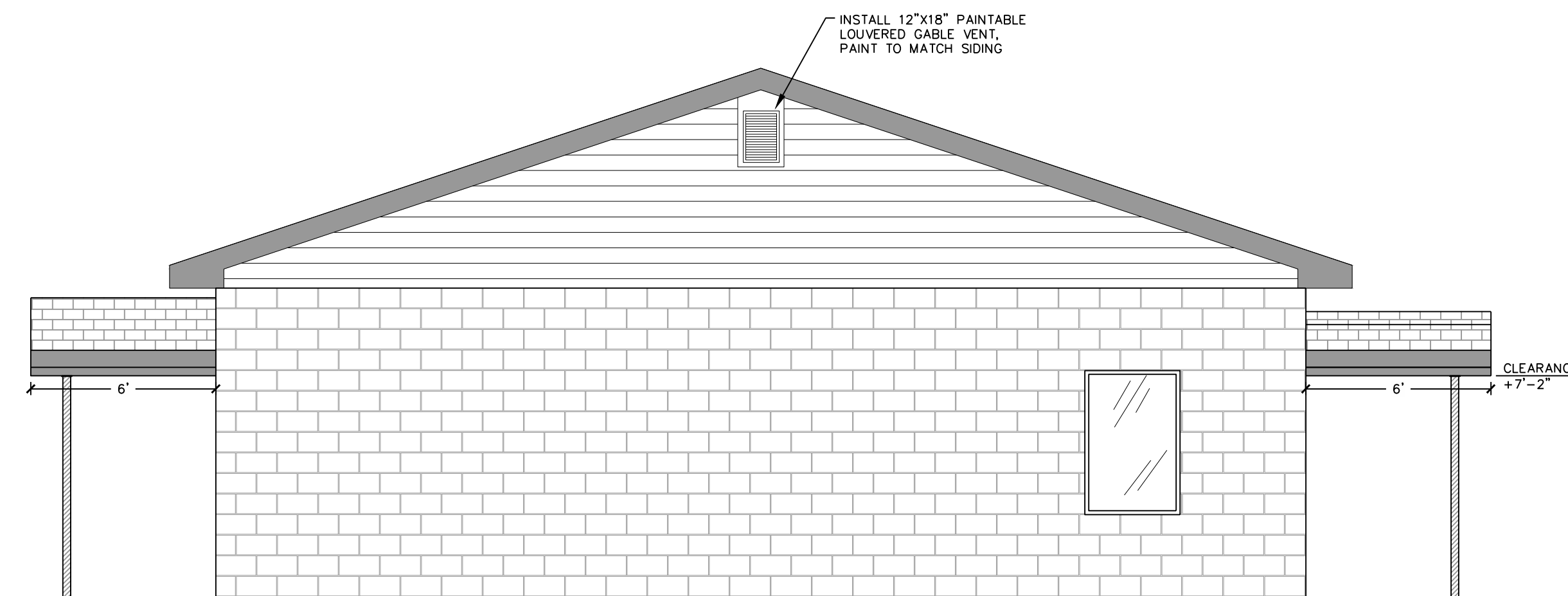
SHEET NUMBER:
B202



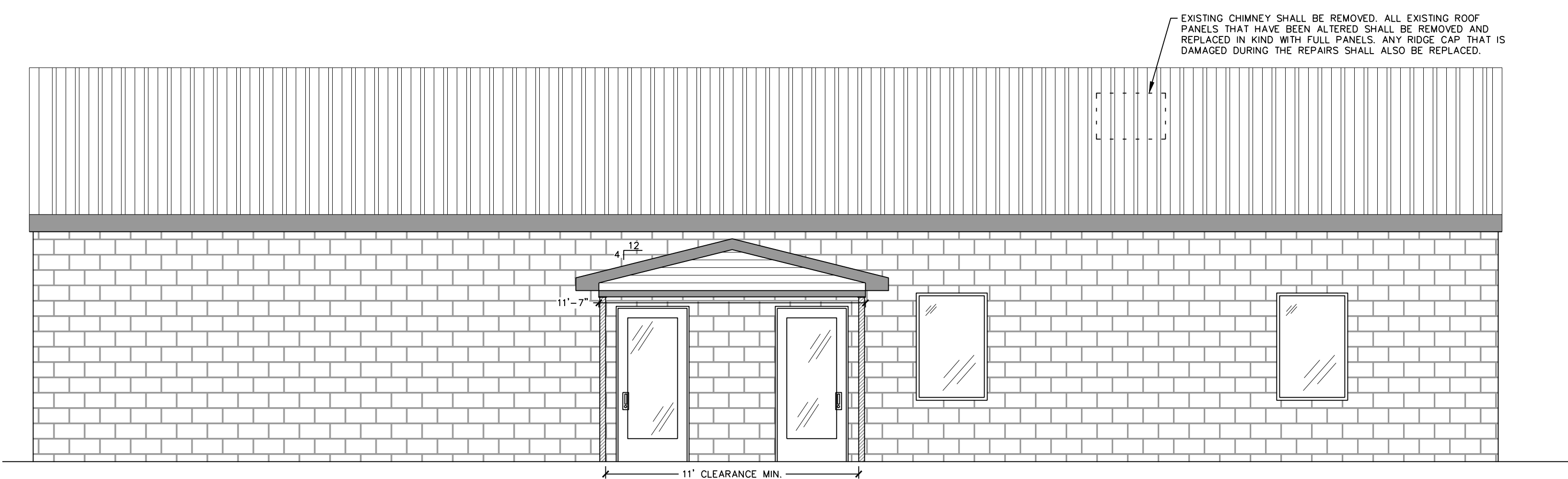
CAMDEN COUNTY BOARD OF ELECTIONS & HISTORICAL MUSEUM BUILDING & SITE RENOVATION PLAN



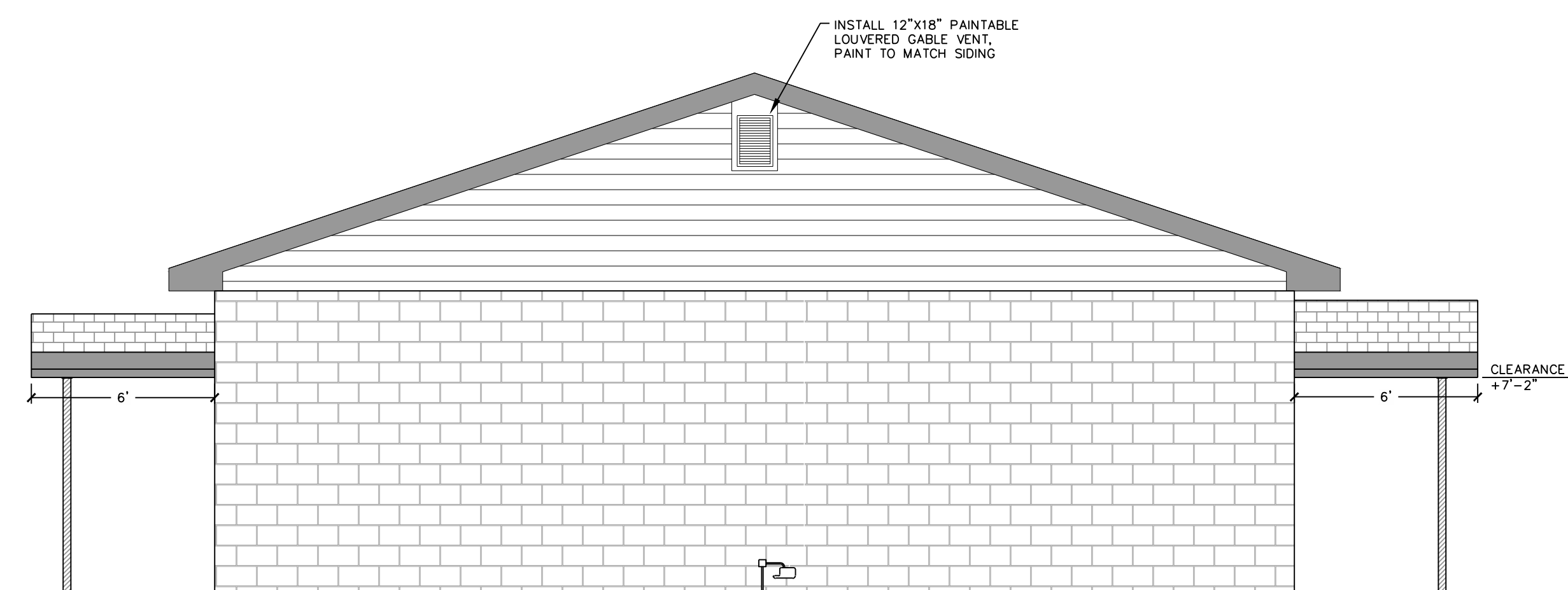
1 EAST
SCALE: 1/4" = 1'



2 SOUTH
SCALE: 1/4" = 1'



3 WEST
SCALE: 1/4" = 1'



4 NORTH
SCALE: 1/4" = 1'

COURTHOUSE TNSP
CAMDEN COUNTY
NORTH CAROLINA


KEY PLAN:

Project #: 130277
Drawing #: 130277 - FLOORPLAN
Drawn: RLH
Checked: KDH
Approved: SCR
Date: 02/17/2014
Sheet #: 5/14
Scale: PER PLAN

REVISIONS:
NUM. DATE DESCRIPTION

SHEET TITLE:
EXTERIOR ELEVATIONS

SHEET NUMBER:
B301



CAMDEN COUNTY BOARD OF ELECTIONS & HISTORICAL MUSEUM BUILDING & SITE RENOVATION PLAN

COURTHOUSE TNSP
CAMDEN COUNTY
NORTH CAROLINA

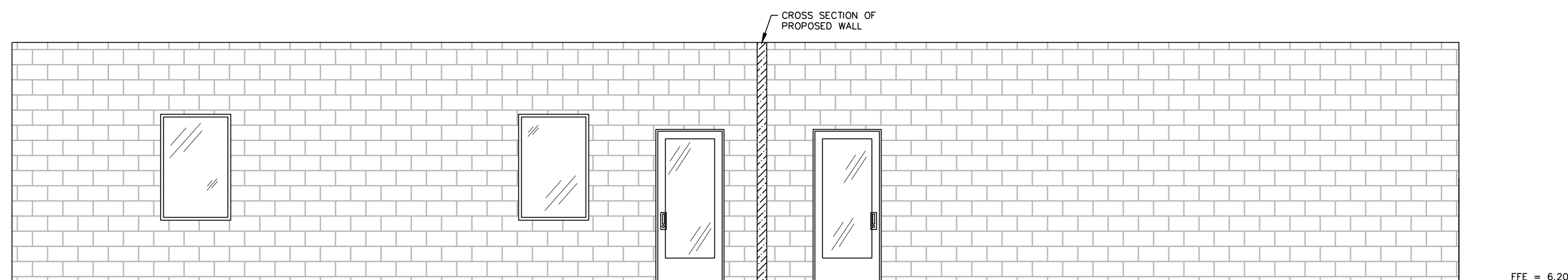
KEY PLAN:

Project #: 130277
Drawing #: 130277 - FLOORPLAN
Drawn: RLH
Checked: KDH
Approved: SCR
Date: 02/17/2014
Sheet #: 6/8
Scale: PER PLAN

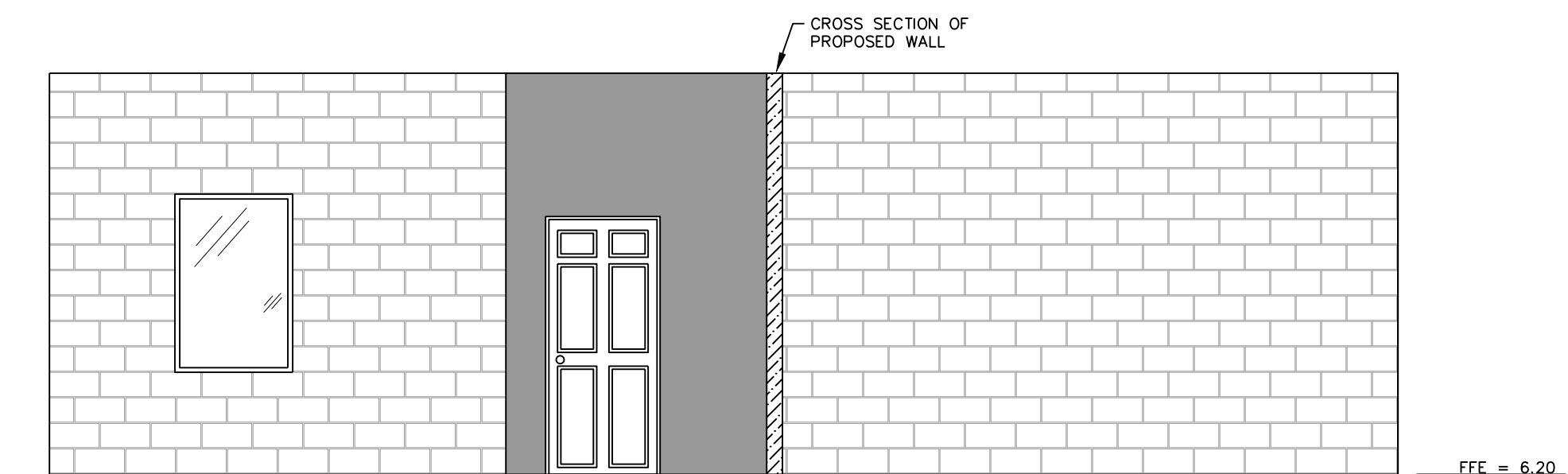
REVISIONS:
NUM. DATE DESCRIPTION

SHEET TITLE:
INTERIOR ELEVATIONS


SHEET NUMBER:
B302



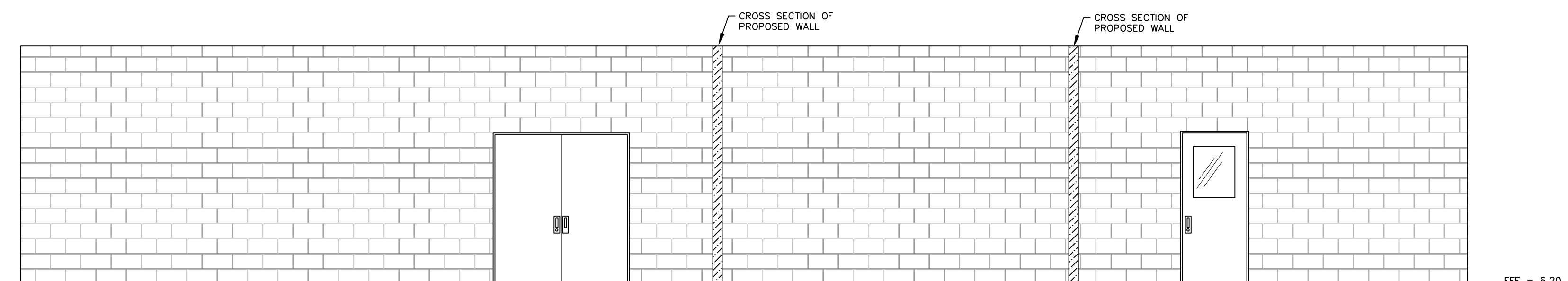
1 FRONT WALL
SCALE: 1/4" = 1'




3 OFFICE WALL
SCALE: 1/4" = 1'



4 STORAGE ROOM
SCALE: 1/4" = 1'



2 REAR WALL
SCALE: 1/4" = 1'



5 MUSEUM RESTROOMS
SCALE: 1/4" = 1'

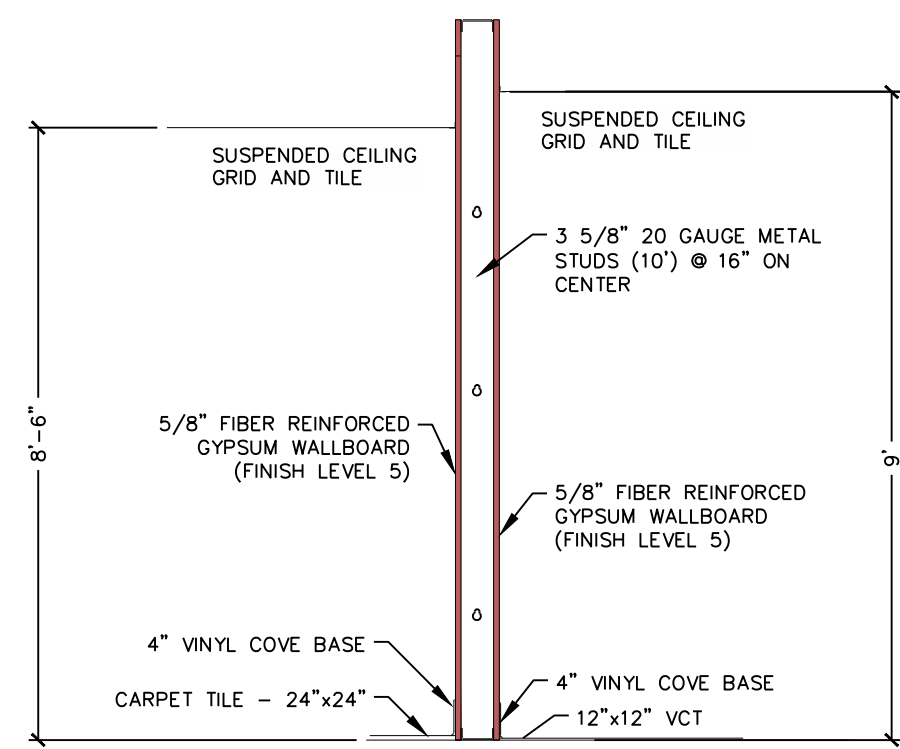
FFE = 6.20

FFE = 6.20

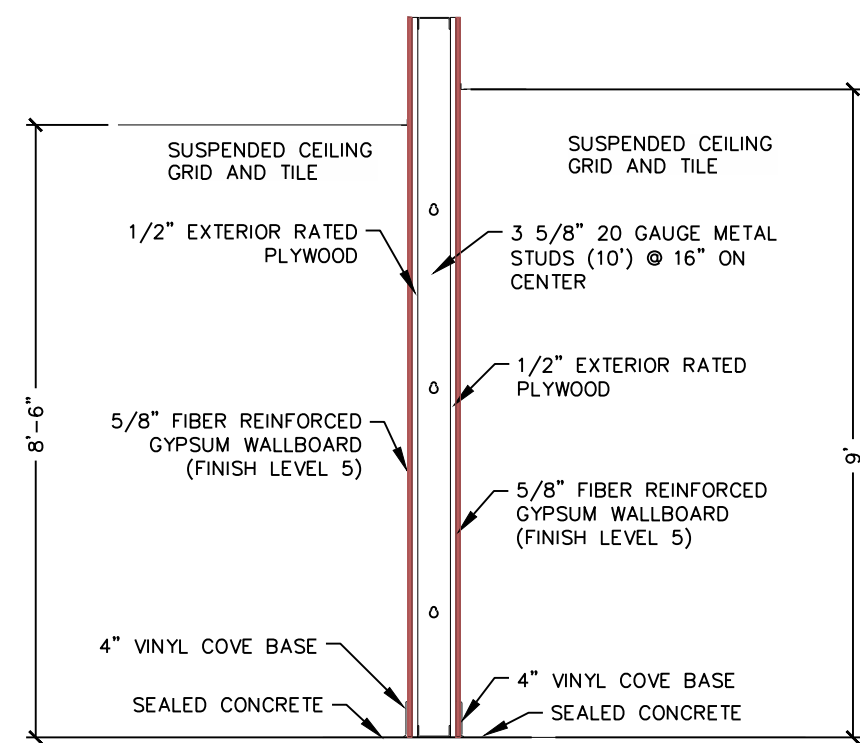
FFE = 6.20

FFE = 6.20

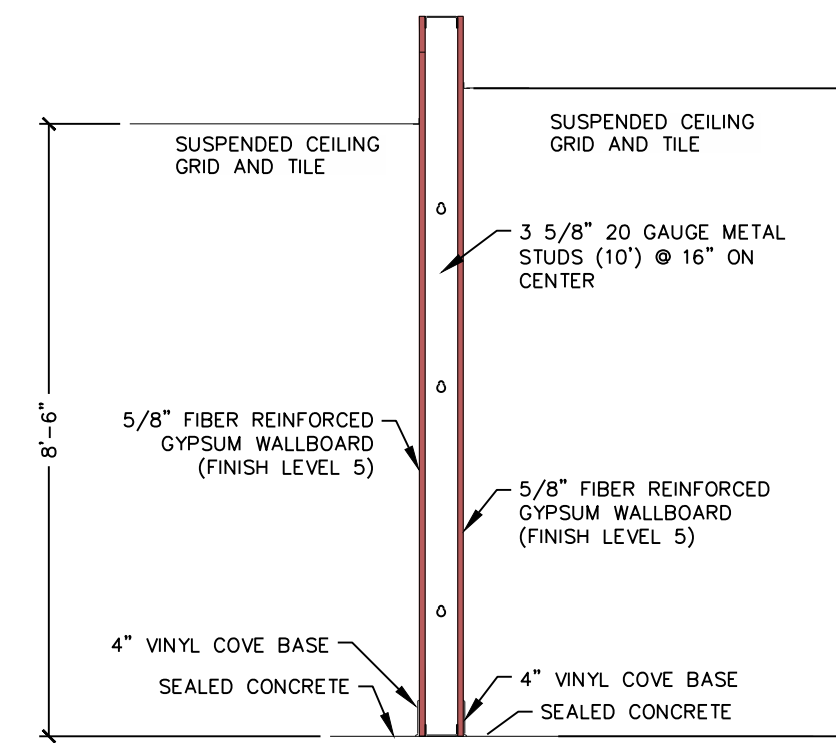
FFE = 6.20



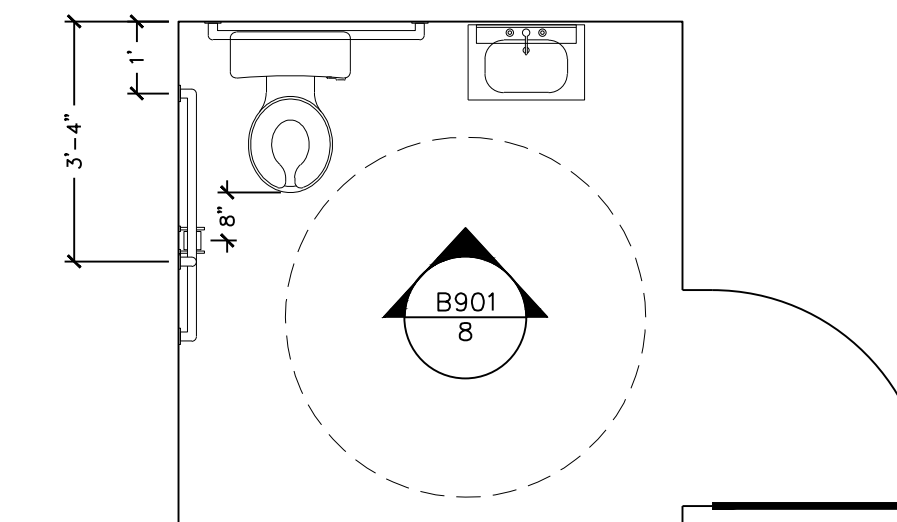
1 OFFICE & POLLING ROOM
SCALE: NTS



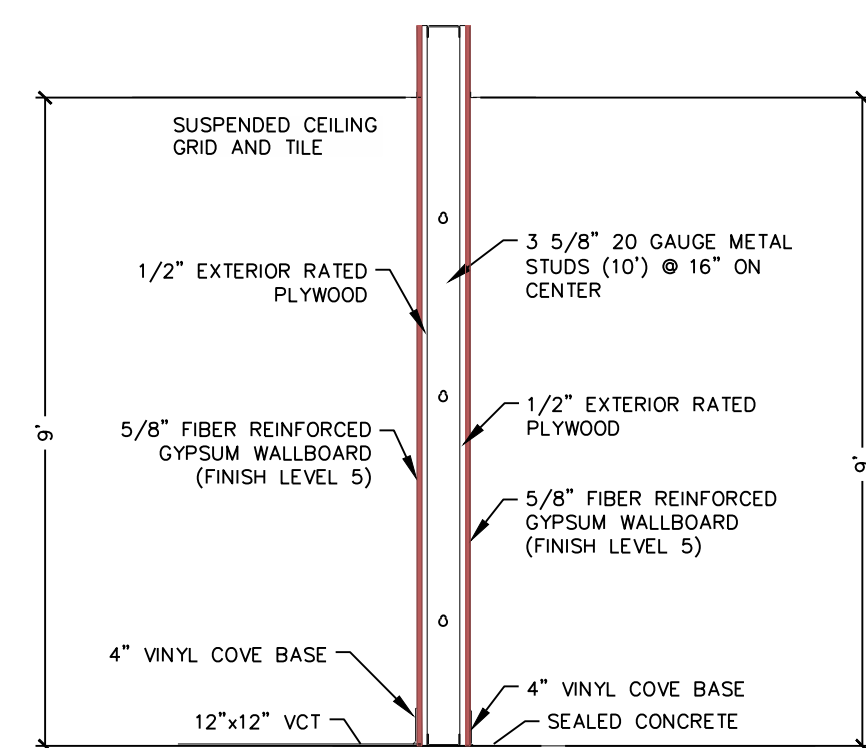
2 STORAGE & MUSEUM
SCALE: NTS



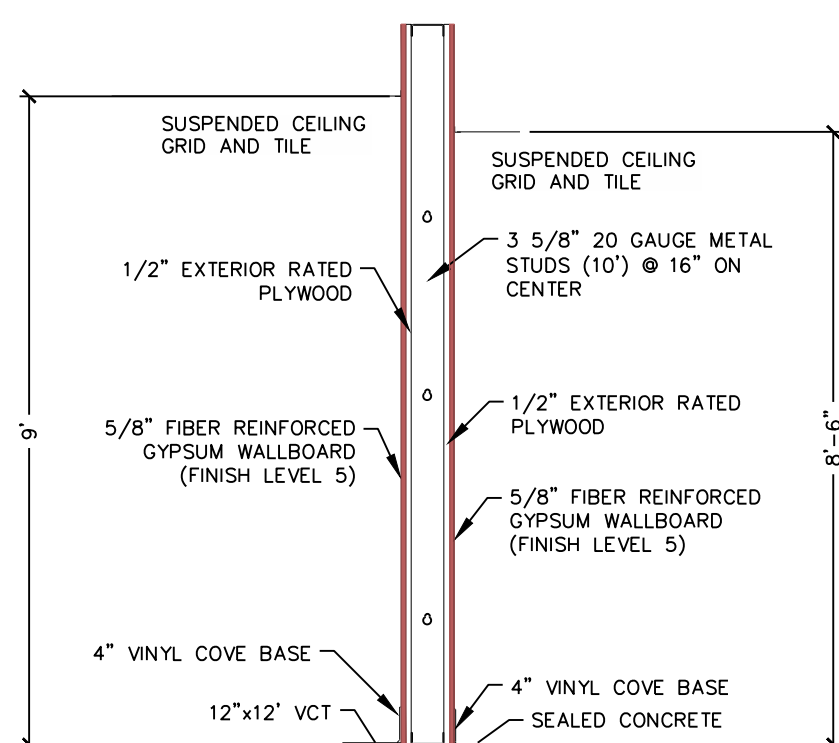
3 RESTROOM & MUSEUM
SCALE: NTS



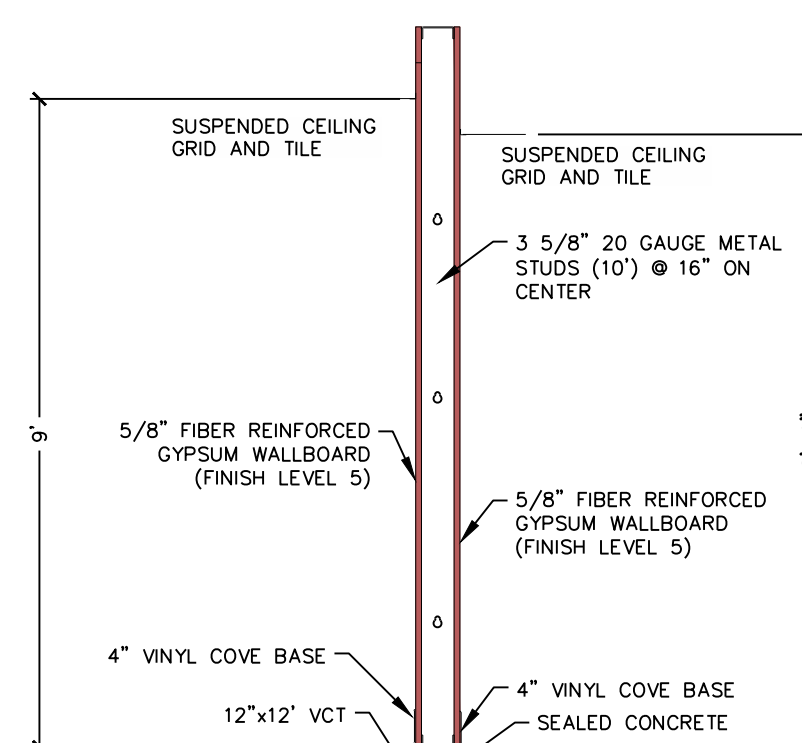
4 MEN / WOMEN RESTROOM
SCALE: 3/8" = 1'



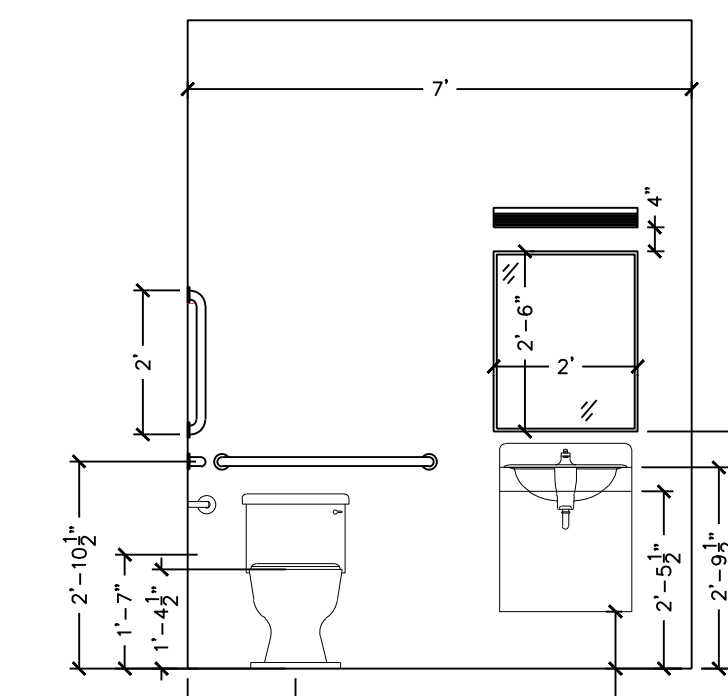
5 POLLING ROOM & MUSEUM
SCALE: NTS



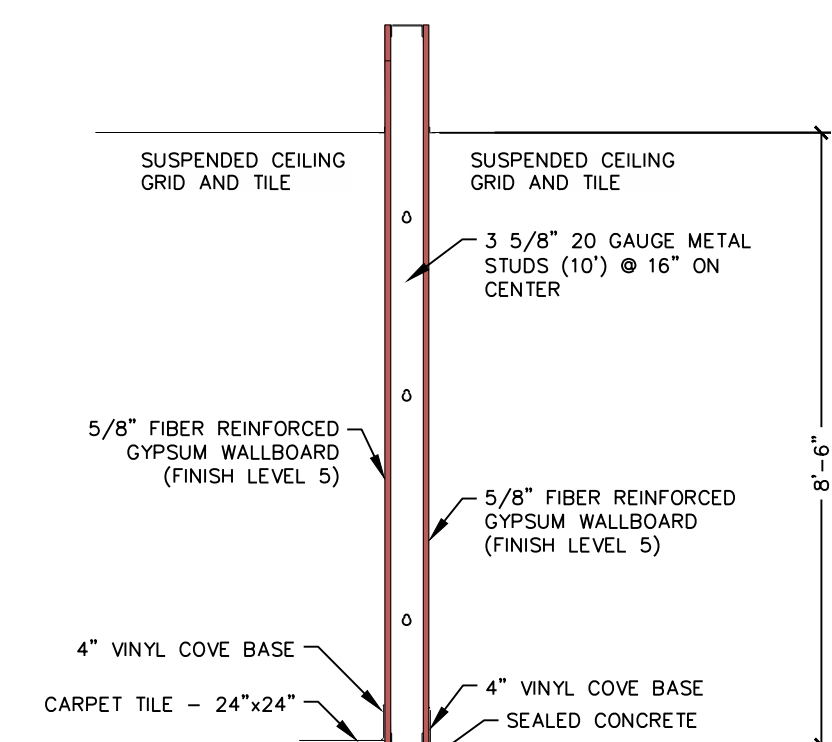
6 POLLING ROOM & RESTROOM
SCALE: NTS



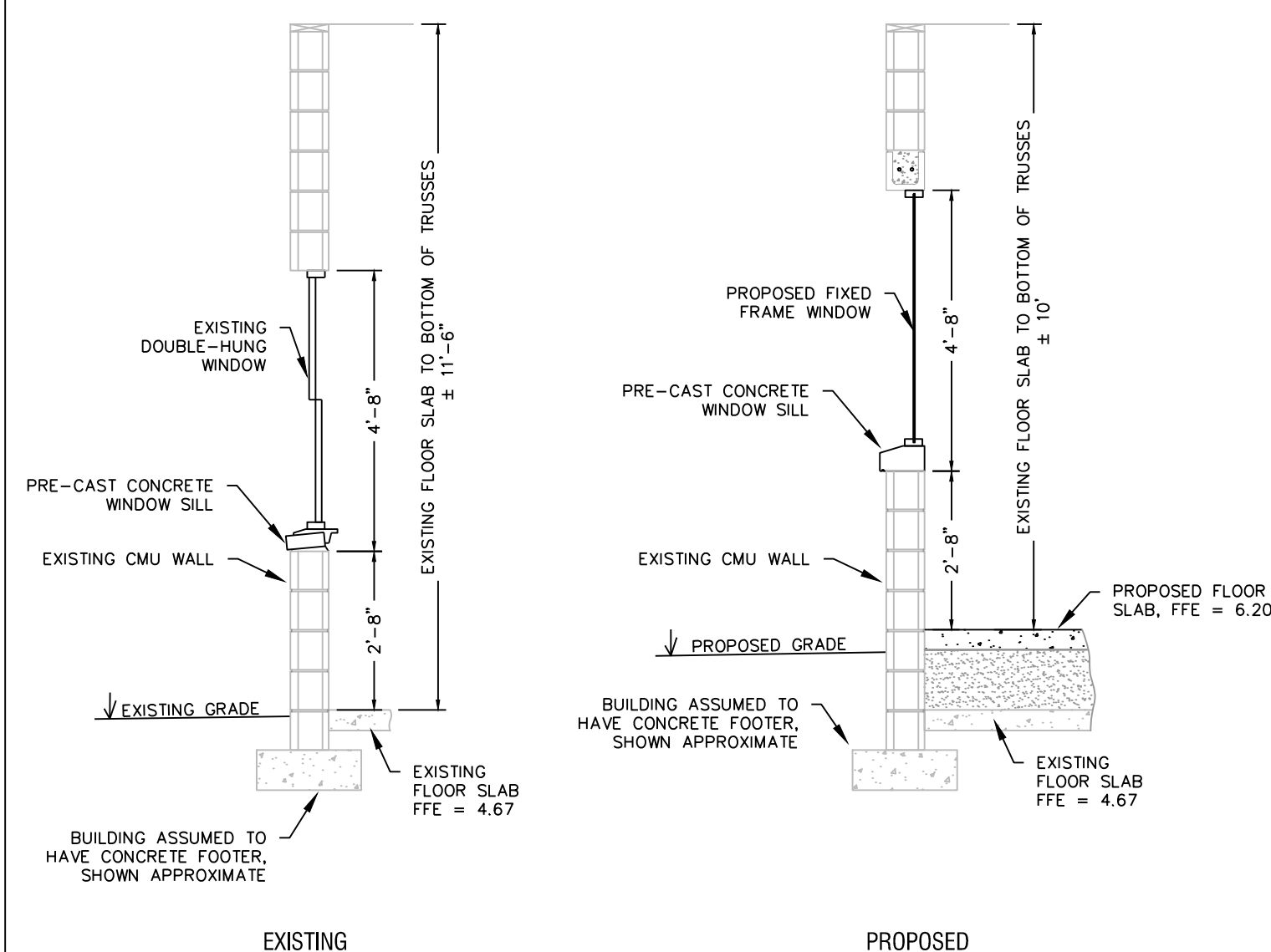
7 POLLING ROOM & STORAGE
SCALE: NTS



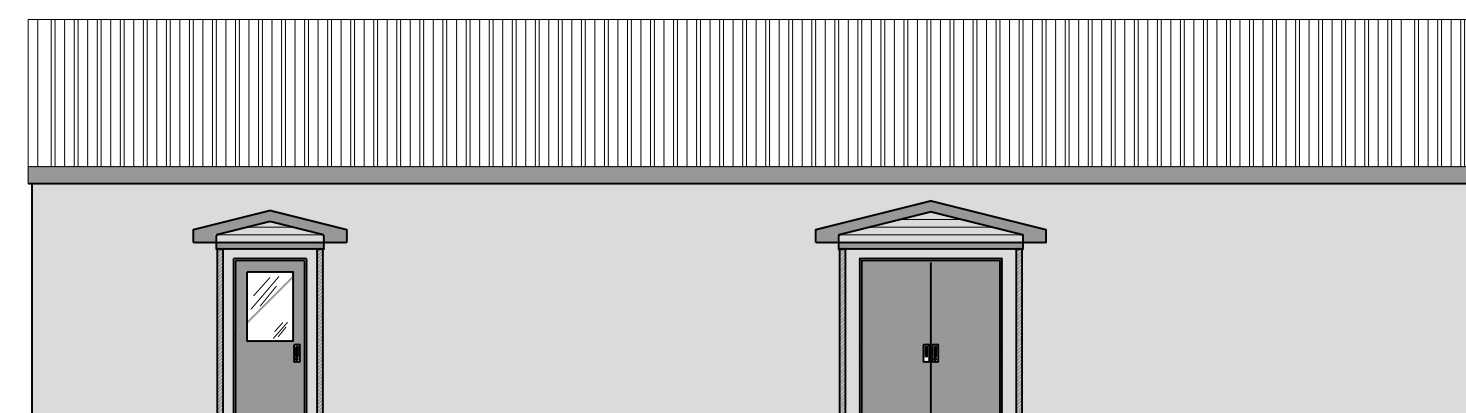
8 WOMEN'S/OFFICE RESTROOM
SCALE: 3/8" = 1'



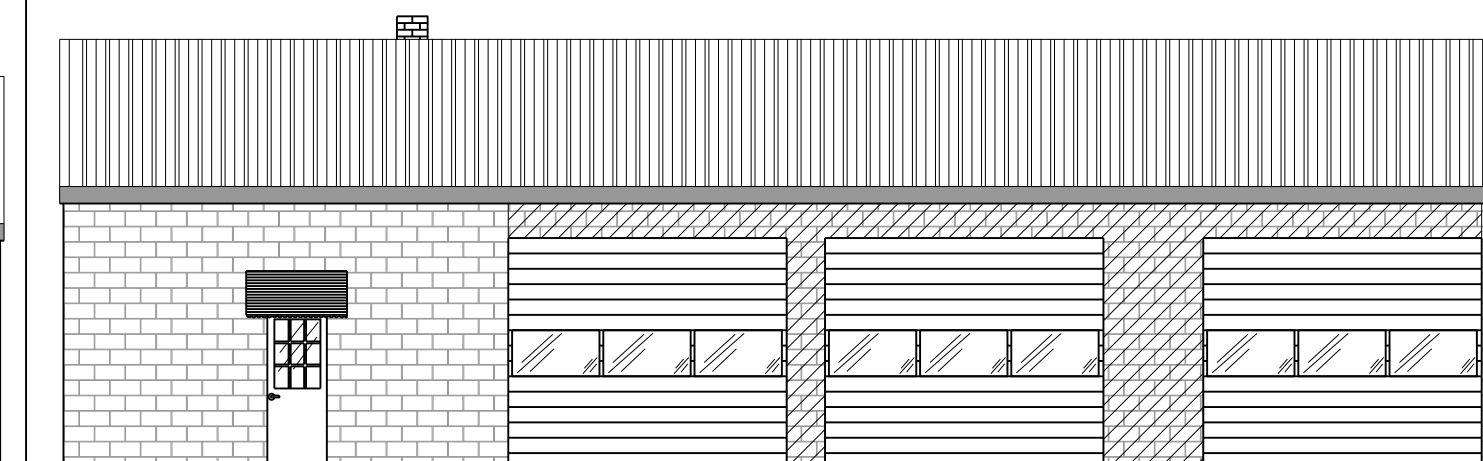
9 OFFICE & STORAGE
SCALE: NTS




10 WINDOW CROSS-SECTION
SCALE: 3/8" = 1'



11 PAINTING SCHEDULE
SCALE: NTS



12 EXTERIOR WALL REPLACEMENT LOCATION DETAIL
SCALE: NTS



CAMDEN COUNTY BOARD OF ELECTIONS & HISTORICAL MUSEUM BUILDING & SITE RENOVATION PLAN

COURTHOUSE TNSP
CAMDEN COUNTY
NORTH CAROLINA

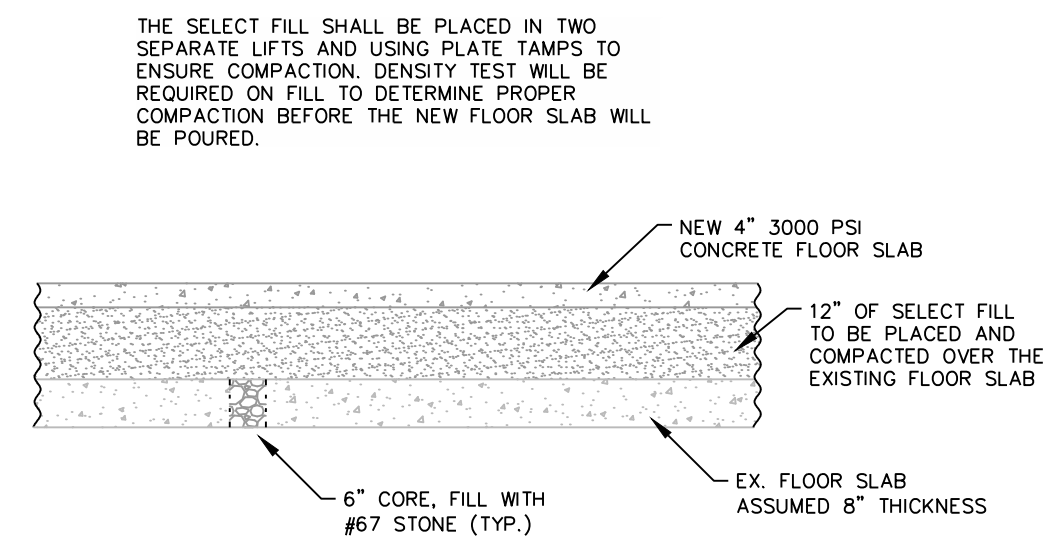
KEY PLAN:

Project #: 130277
Drawing #: 130277 - FLOORPLAN
Drawn: RLH
Checked: KDH
Approved: SCR
Date: 02/17/2014
Sheet #: 7/8
Scale: PER PLAN

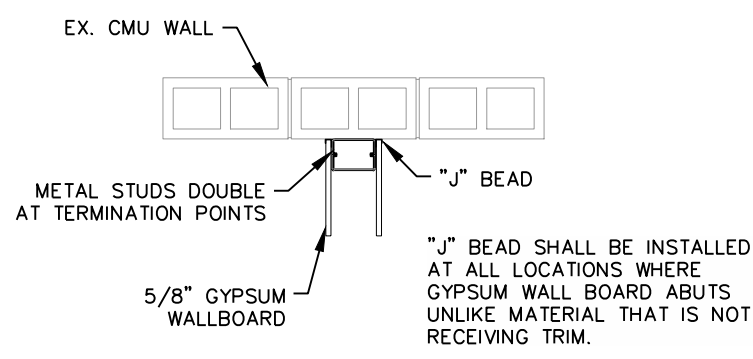
REVISIONS:
NUM. DATE DESCRIPTION

SHEET TITLE:
DETAILS

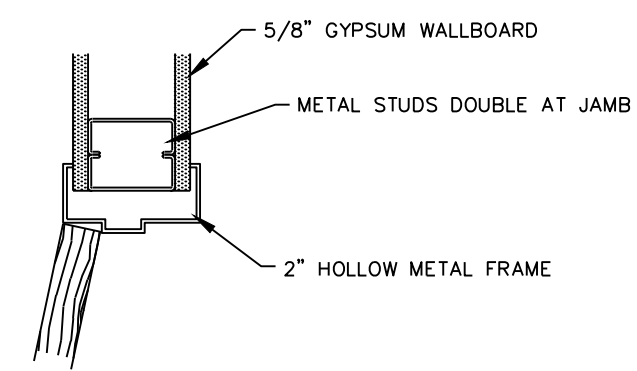
SHEET NUMBER:
B901



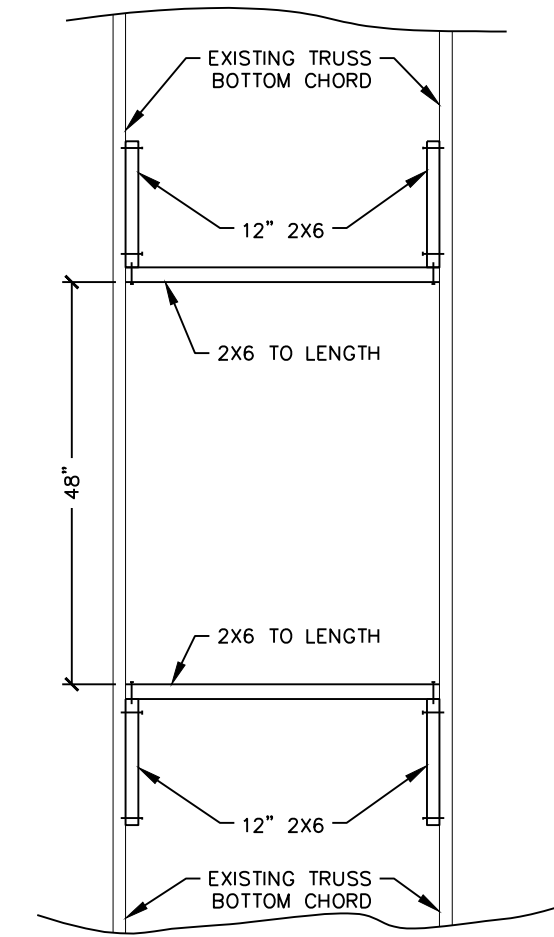
13 PROPOSED RAISED FLOOR
SCALE: 3/8" = 1"



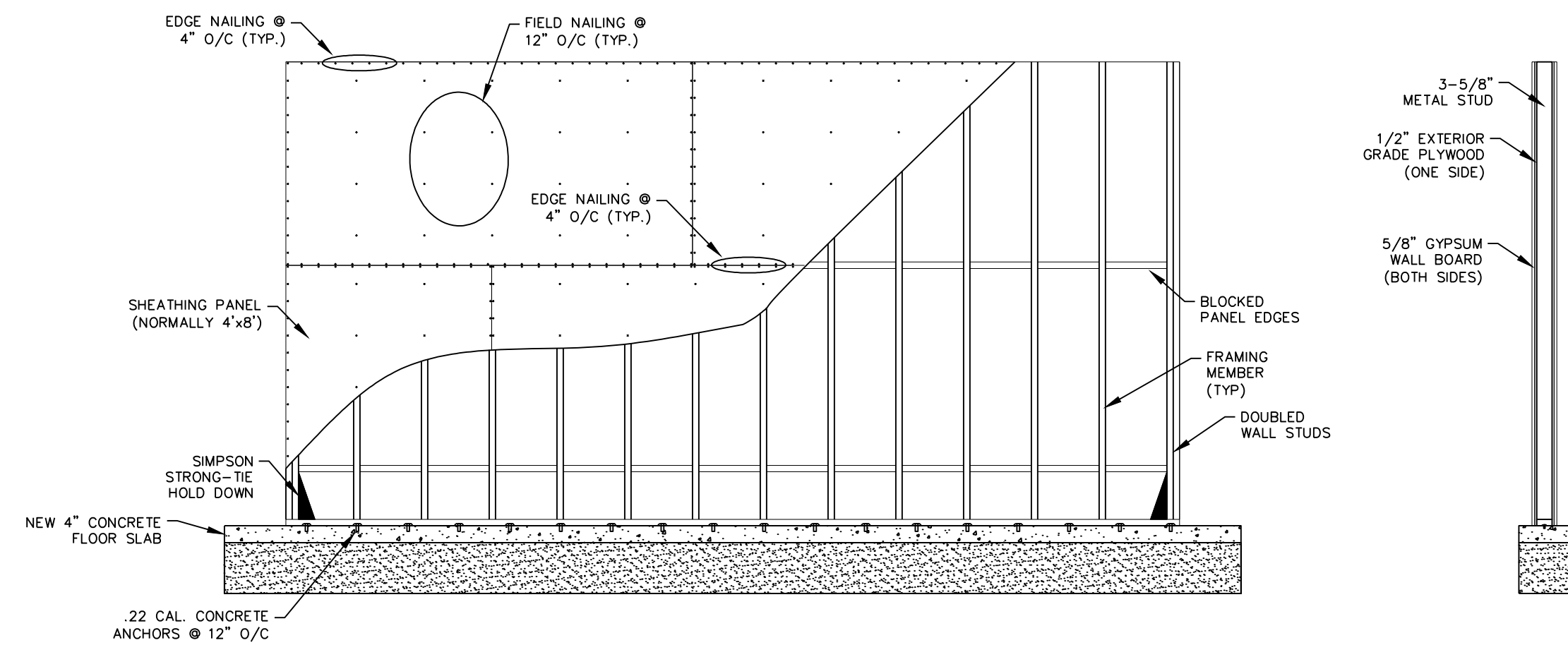
14 INTERNAL WALL TERMINATION
SCALE: 1/2" = 1"



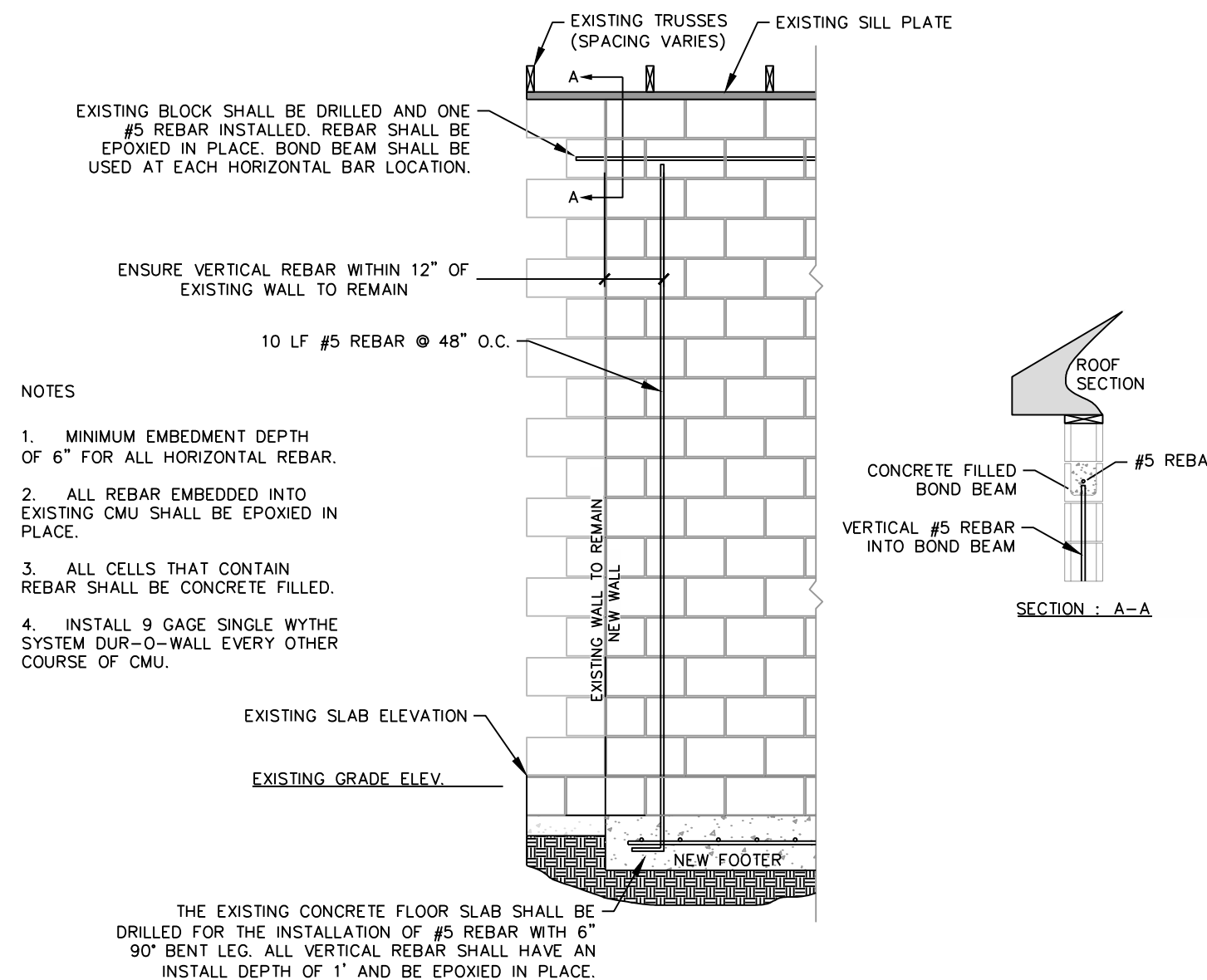
15 TYP. HOLLOW METAL JAMB DETAIL
SCALE: SCALE



16 PROPOSED ATTIC ACCESS FRAMED OPENING
SCALE: SCALE



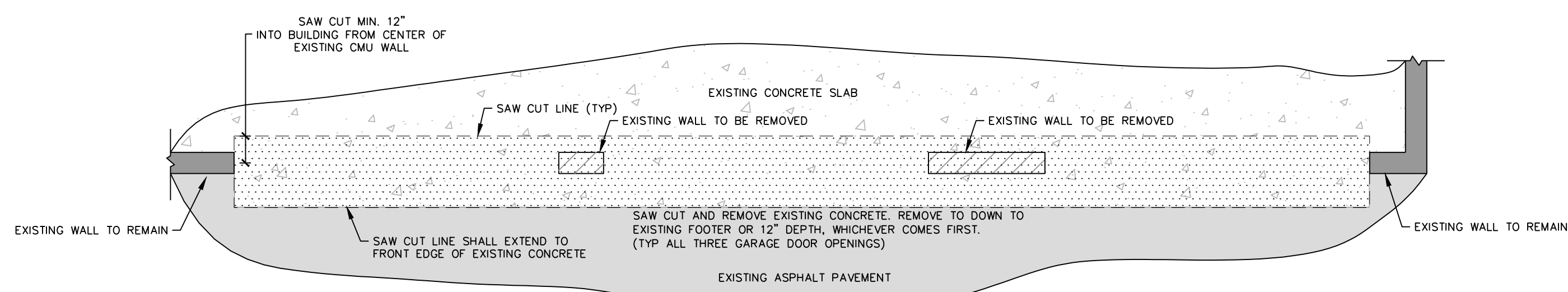
17 SHEARWALL (TYP.)
SCALE: 3/8" = 1"



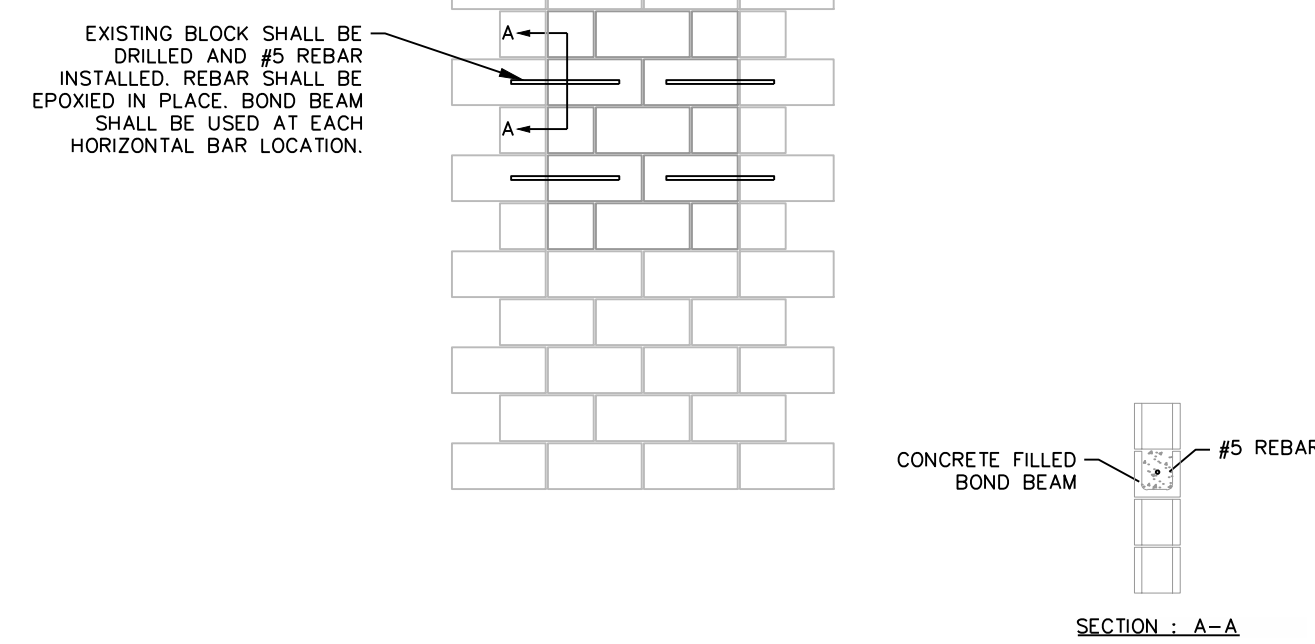
18 CMU WALL REPLACEMENT DETAIL
SCALE: NTS

- CONSTRUCTION NOTES:
- INSULATION SHALL BE PROVIDED. INSTALL R-38 BATTING INSULATION IN ATTIC SPACE IN BETWEEN BOTTOM CHORD OF EACH TRUSS. PROPOSED ATTIC ACCESS SHALL BE INSULATED WITH RIGID FOAM TO R-10.
 - THE EXISTING ATTIC ACCESS SHALL BE FRAMED UP AND UNDERPINNING SHALL BE INSTALLED TO COVER HOLE.
 - UNDERPINNING SHALL BE INSTALLED WHERE NECESSARY AT ALL LOCATIONS.
 - PROPOSED ATTIC SPACE SHALL BE LOCATED AS SHOWN ON B200. FRAME 24"x48" OPENING IN BETWEEN TRUSSES. COVER ACCESS WITH 1/2" TREATED PLYWOOD AND FASTEN TO FRAMED OPENING USING 1 INCH SCREWS @ 4" O.C.

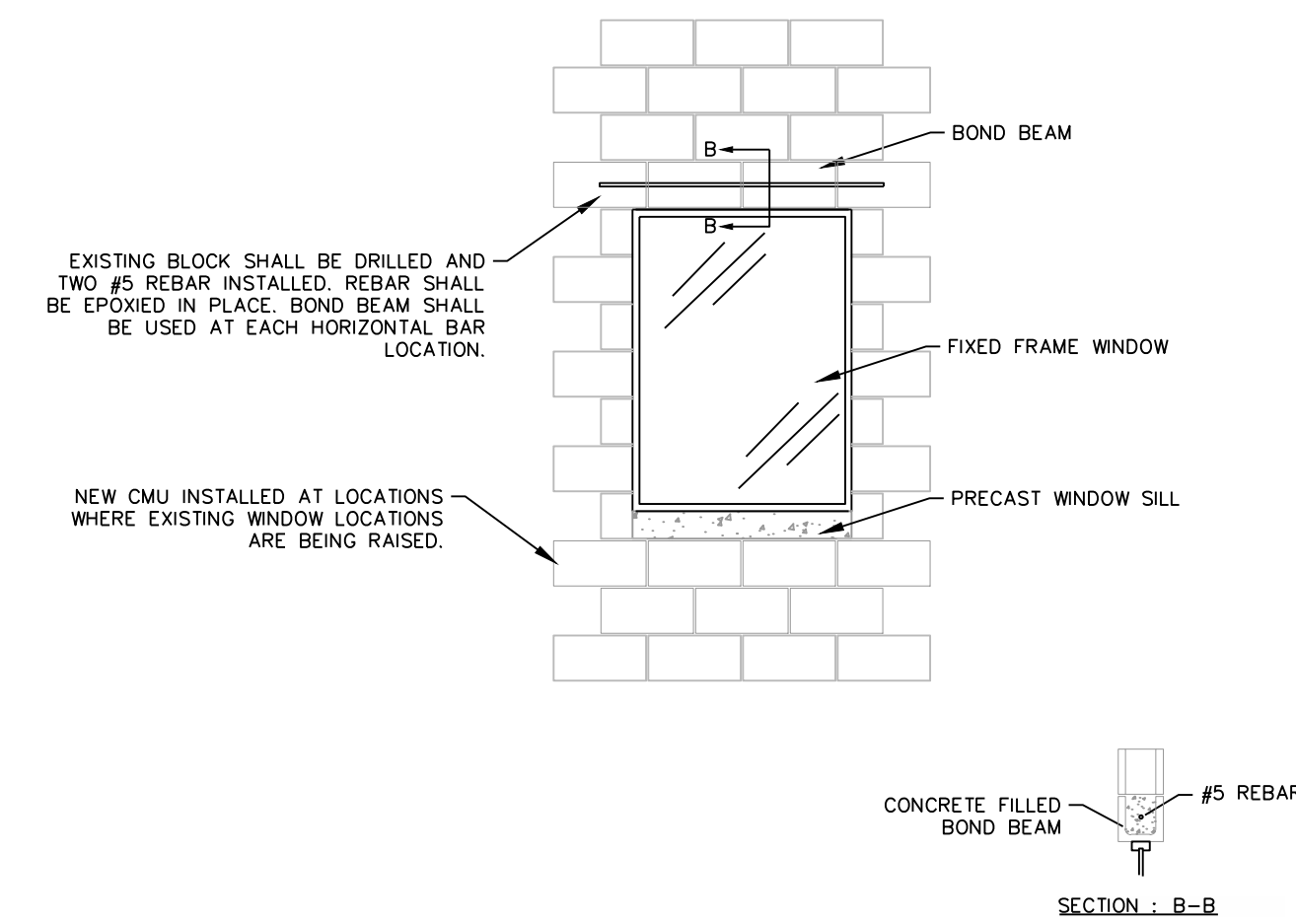
19 CONSTRUCTION NOTES
SCALE: NTS




20 PROPOSED FOOTER DETAIL
SCALE: NTS



21 SEALED WINDOW
SCALE: NTS



22 RAISED WINDOW
SCALE: NTS



CAMDEN COUNTY BOARD OF ELECTIONS & HISTORICAL MUSEUM BUILDING & SITE RENOVATION PLAN

COURTHOUSE TNSP CAMDEN COUNTY NORTH CAROLINA

KEY PLAN:


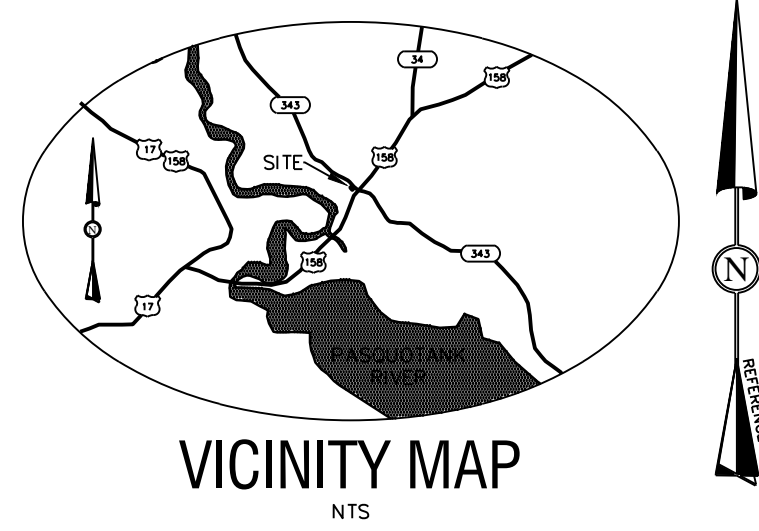
Project #: 130277
Drawing #: 130277 - FLOORPLAN
Drawn: RLH
Checked: KDH
Approved: SCR
Date: 02/17/2014
Sheet #: 8/8
Scale: PER PLAN

REVISIONS:	NUM.	DATE	DESCRIPTION

SHEET TITLE: DETAILS

SHEET NUMBER:

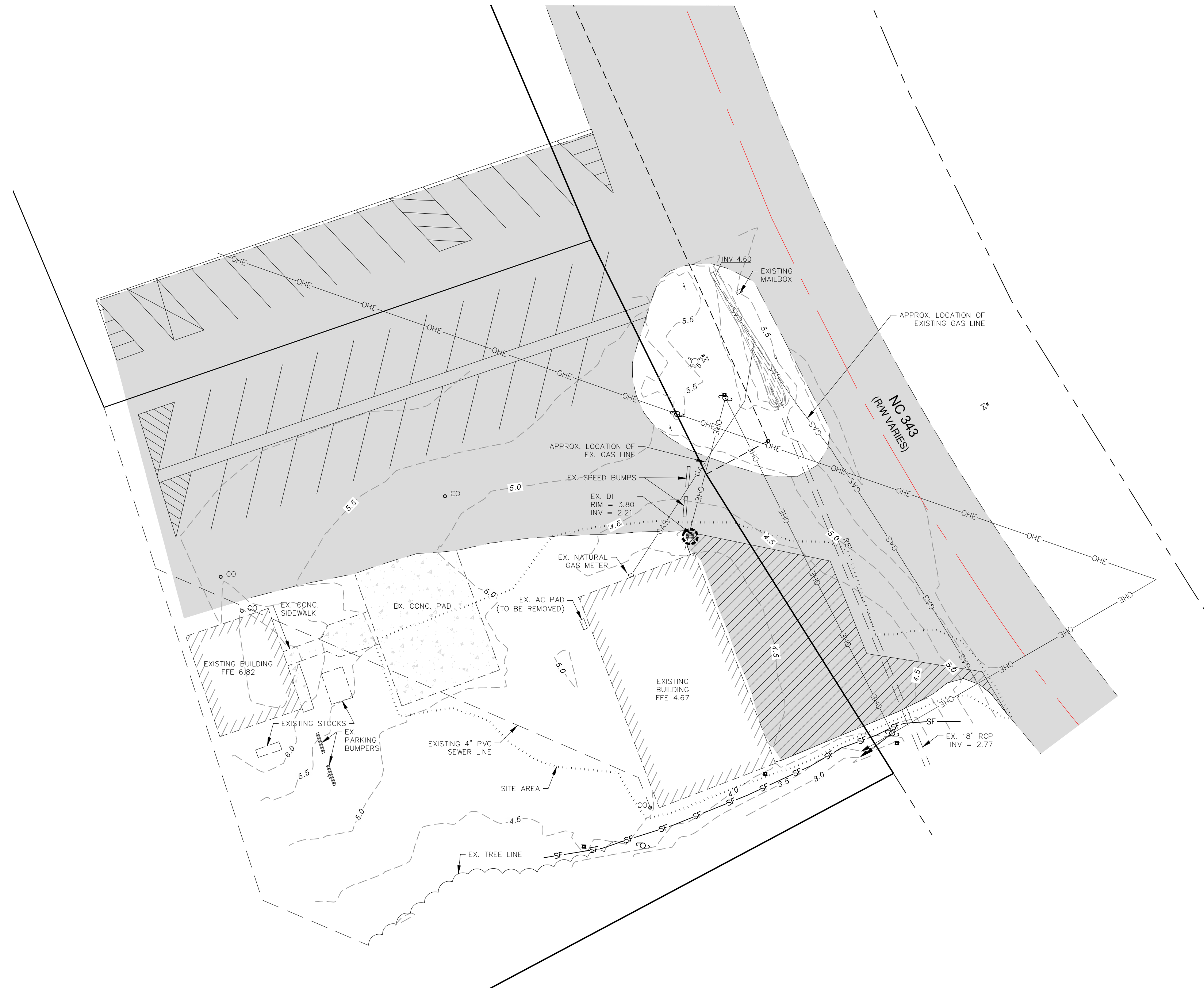
B902



CAMDEN COUNTY BOARD OF ELECTIONS & HISTORICAL MUSEUM BUILDING & SITE RENOVATION PLAN

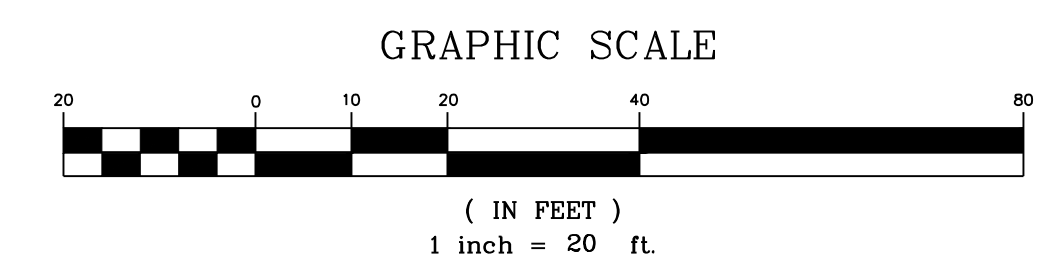
SITE DATA

- OWNER:
CAMDEN COUNTY
117 NORTH 343
CAMDEN, NC 27921
252-338-1919
- PIN: 028935032005610000
- SITE AREA: 0.20 ACRES (8,750 SF)
- THIS PROPERTY IS LOCATED IN FLOOD ZONE AE (ELEV 5) AS SHOWN ON FIRM MAP 3720893500J, DATED OCTOBER 5, 2004.
- THIS IS NOT A BOUNDARY SURVEY.
- THERE ARE NO WETLANDS WITHIN THE AREA OF CONSTRUCTION.
- CONTRACTOR TO VERIFY LOCATION OF ALL EXISTING UTILITIES.
- CONTRACTOR SHALL INSPECT AND MAINTAIN AS NEEDED ALL EROSION CONTROL DEVICES ON A WEEKLY BASIS AND AFTER EACH MAJOR STORM EVENT FAILURE TO KEEP EROSION CONTROL DEVICES IN GOOD WORKING ORDER MAY RESULT IN THE ISSUANCE OF A STOP WORK ORDER.
- ANY FILL BROUGHT ON SITE SHALL BE FROM AN APPROVED SITE/MINE. ANY MATERIAL REMOVED FROM THE SITE SHALL BE DISPOSED OF IN A SINGLE APPROVED LOCATION.



LEGEND

- ADJACENT PROPERTY LINE
- PROPERTY BOUNDARY
- EXISTING RIGHT-OF-WAY
- EXISTING GRAVITY SANITARY SEWER
- EXISTING OVERHEAD ELECTRIC
- EXISTING NATURAL GAS LINE
- EXISTING CONTOUR
- EXISTING WOODLINE
- EXISTING STORMPIPE
- EXISTING CONCRETE
- EXISTING ASPHALT
- AREA TO BE SAWCUT AND REMOVED
- EXISTING CLEANOUT
- EXISTING TELEPHONE PEDESTAL
- EXISTING UTILITY POLE (SHOWN WITH GUYWIRE)
- EXISTING WATER VALVE
- EXISTING FIRE HYDRANT
- EXISTING WATER METER
- INLET PROTECTION
- SILT FENCE

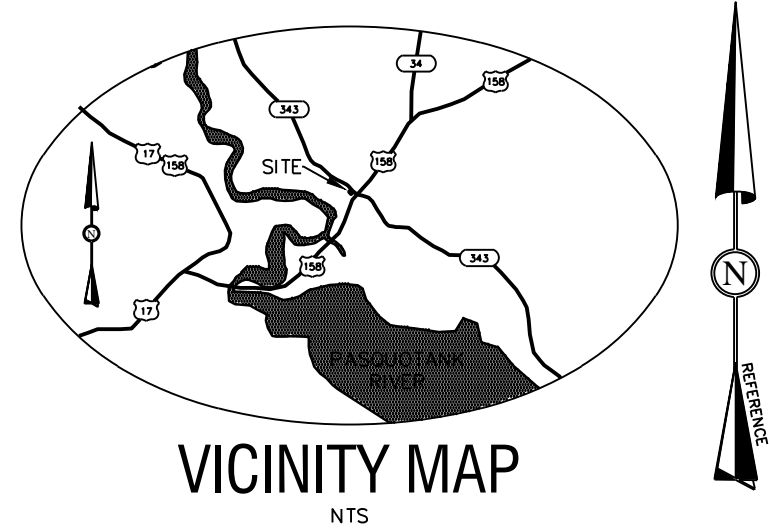


Project #: 130277
 Drawing #: 130277 - SITE
 Drawn: RLH
 Checked: KDH
 Approved: SCR
 Date: 02/17/2014
 Sheet #: 1/3
 Scale: 1:20

REVISIONS:
 NUM. DATE DESCRIPTION

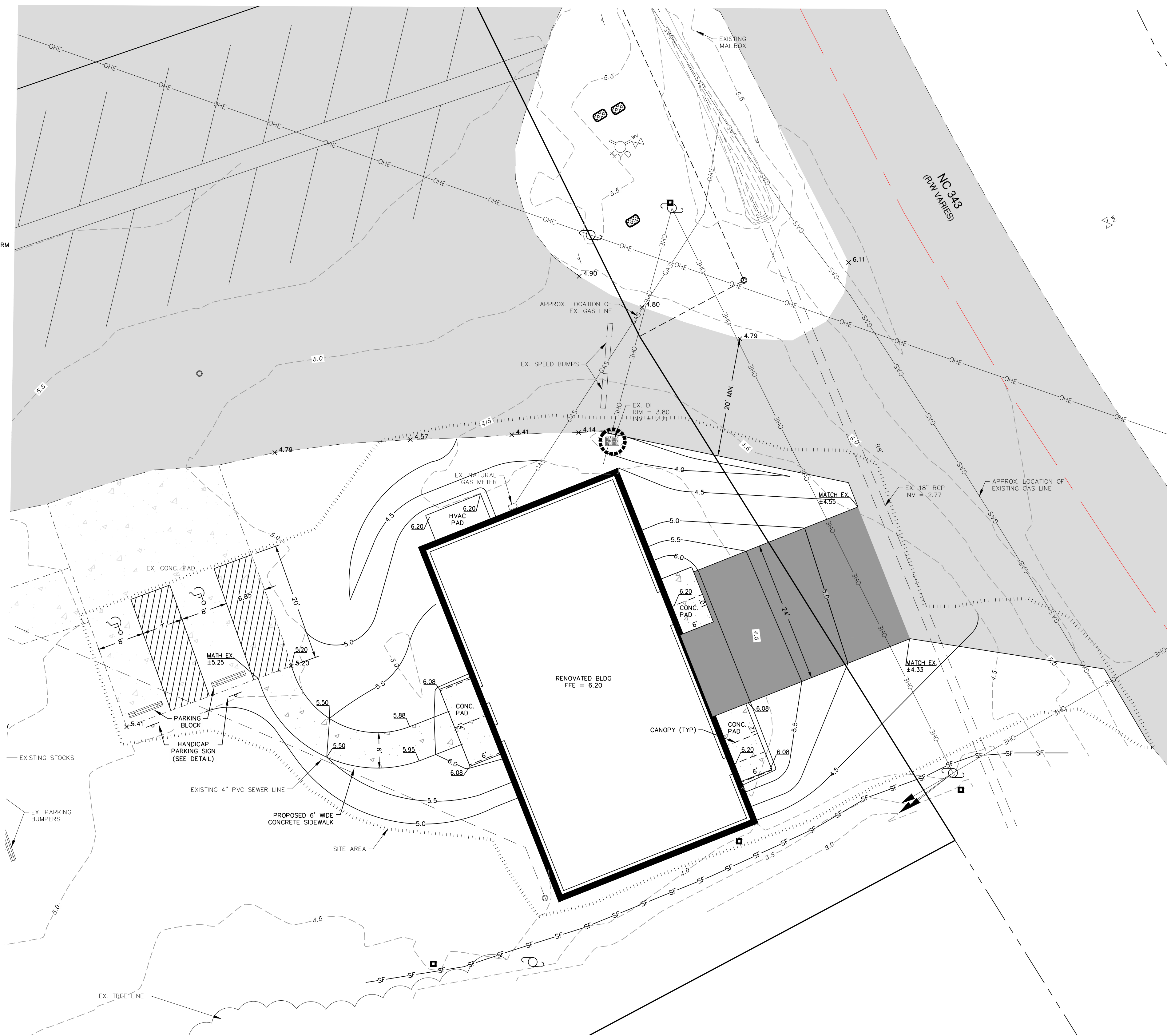
SHEET TITLE:
DEMOLITION PLAN

SHEET NUMBER:
C100



SITE DATA


- OWNER: CAMDEN COUNTY
117 NORTH 343
CAMDEN, NC 27921
252-338-1919
- PIN: 028935032005610000
- SITE AREA: 0.20 ACRES (8,750 SF)
- THIS PROPERTY IS LOCATED IN FLOOD ZONE AE (ELEV 5) AS SHOWN ON FIRM MAP 3720893500A, DATED OCTOBER 5, 2004.
- THIS IS NOT A BOUNDARY SURVEY.
- THERE ARE NO WETLANDS WITHIN THE AREA OF CONSTRUCTION.
- CONTRACTOR TO VERIFY LOCATION OF ALL EXISTING UTILITIES.
- CONTRACTOR SHALL INSPECT AND MAINTAIN AS NEEDED ALL EROSION CONTROL DEVICES ON A WEEKLY BASIS AND AFTER EACH MAJOR STORM EVENT. FAILURE TO KEEP EROSION CONTROL DEVICES IN GOOD WORKING ORDER MAY RESULT IN THE ISSUANCE OF A STOP WORK ORDER.
- ANY FILL BROUGHT ON SITE SHALL BE FROM AN APPROVED SITE/MINE. ANY MATERIAL REMOVED FROM THE SITE SHALL BE DISPOSED OF IN A SINGLE APPROVED LOCATION.



LEGEND

	SITE AREA
	ADJACENT PROPERTY LINE
	PROPERTY BOUNDARY
	EXISTING RIGHT-OF-WAY
	EXISTING GRAVITY SANITARY SEWER
	EXISTING OVERHEAD ELECTRIC
	EXISTING NATURAL GAS LINE
	EXISTING CONTOUR
	PROPOSED CONTOUR
	EXISTING CONTOUR
	EXISTING STORM PIPE
	EXISTING CONCRETE
	EXISTING CONCRETE
	EXISTING ASPHALT
	EXISTING ASPHALT
	EXISTING CLEANOUT
	EXISTING TELEPHONE PEDESTAL
	EXISTING UTILITY POLE (SHOWN WITH GUYWIRE)
	EXISTING WATER VALVE
	EXISTING FIRE HYDRANT
	EXISTING WATER METER
	EXISTING DROP INLET
	INLET PROTECTION
	SILT FENCE

HYMAN ROBEY
SOLUTIONS FROM THE GROUND UP
Hyman & Robey, PC
150 US Hwy 158 E.
PO Box 339
Camden, NC 27921
(252) 338-2913
(252) 338-5552 fax
www.hymanroby.com
License C-0598



CAMDEN COUNTY BOARD OF ELECTIONS & HISTORICAL MUSEUM BUILDING & SITE RENOVATION PLAN



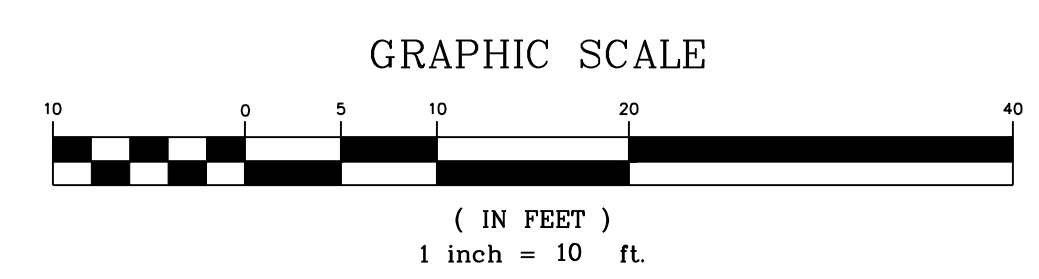
Know what's below.
Call before you dig.

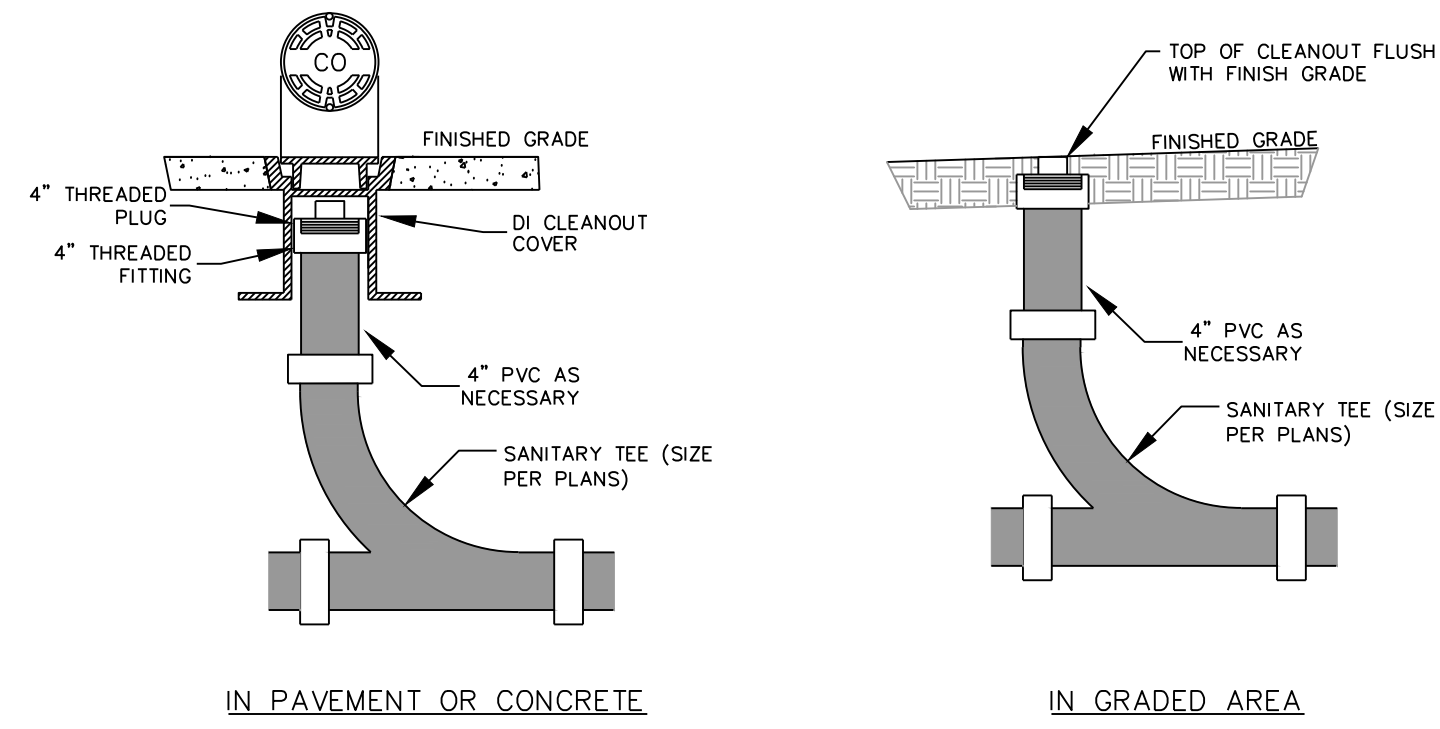
Project #: 130277
Drawing #: 130277 - SITE
Drawn: RLH
Checked: KDH
Approved: SCR
Date: 02/17/2014
Sheet #: 2/3
Scale: 1:10

REVISIONS:	NUM.	DATE	DESCRIPTION
------------	------	------	-------------

SHEET TITLE:
SITE PLAN & GRADING PLAN
SHEET NUMBER:

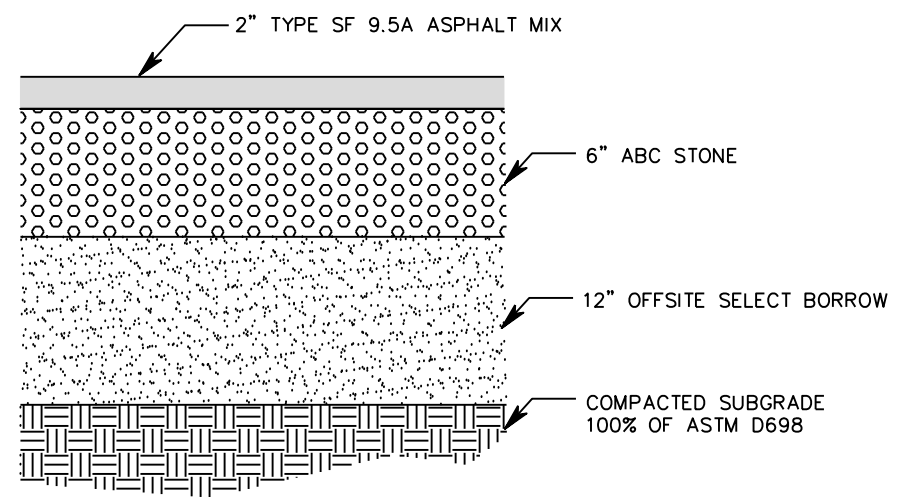
C200





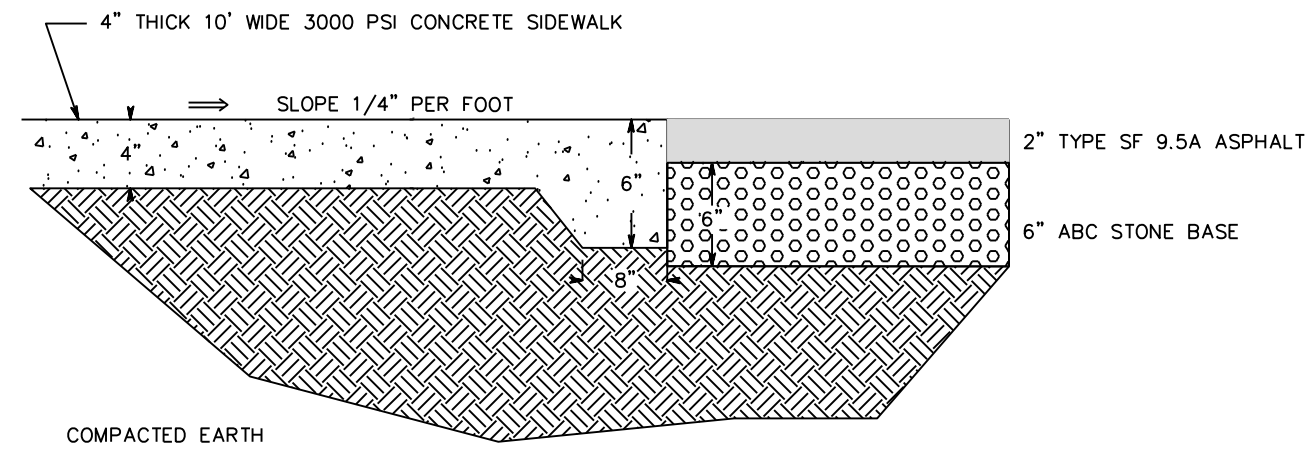
SANITARY SEWER CLEAN-OUT

NTS



LIGHT DUTY ASPHALT PAVEMENT

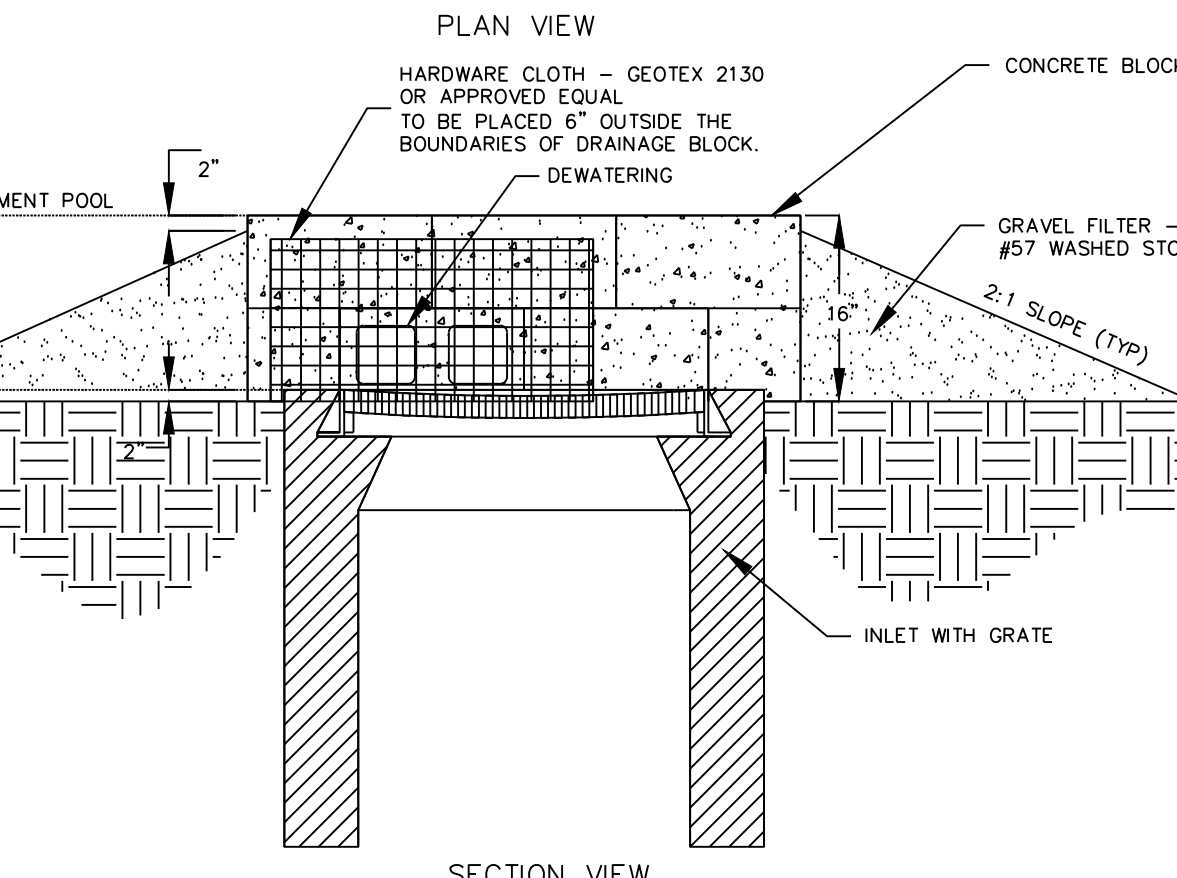
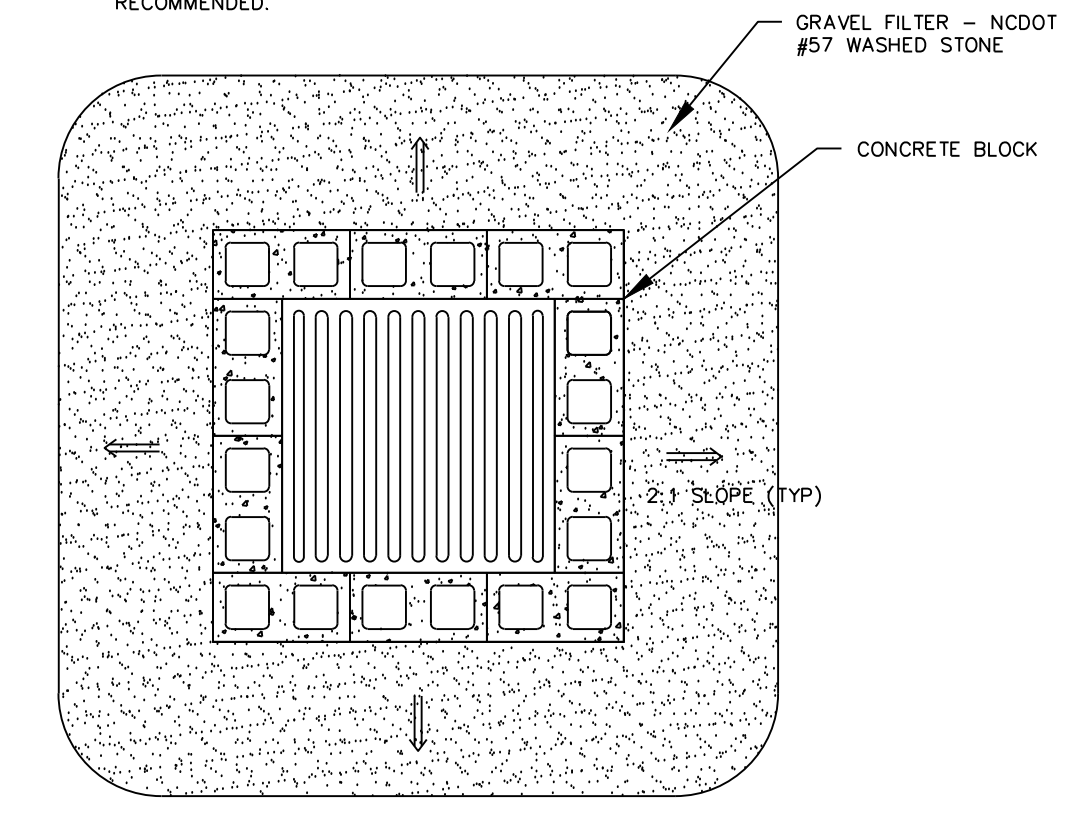
NTS



CONCRETE SIDEWALK DETAIL

NTS

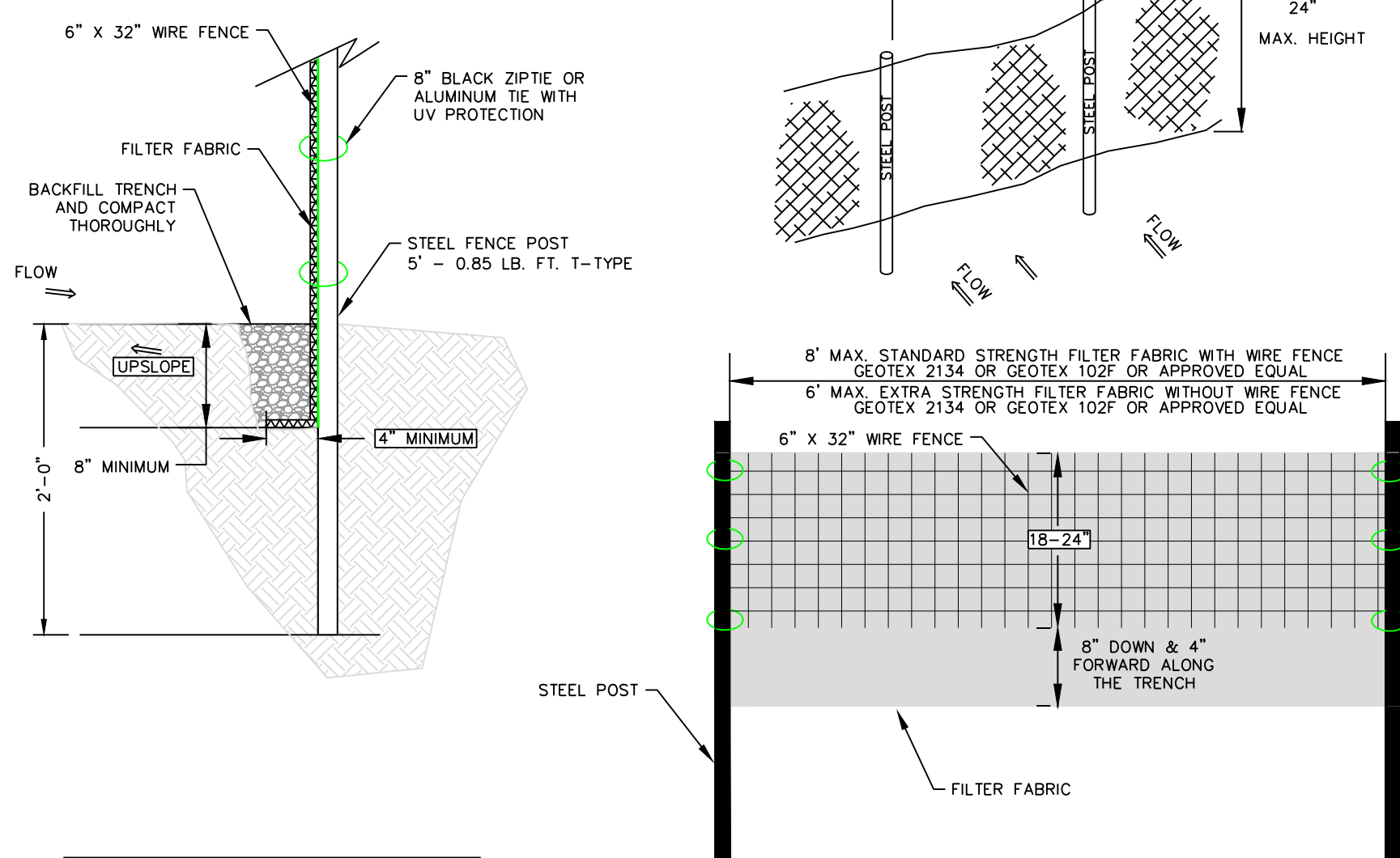
- CONSTRUCTION SPECIFICATIONS:
- LAY ONE BLOCK ON EACH SIDE OF THE STRUCTURE ON ITS SIDE IN THE BOTTOM ROW TO ALLOW POOL DRAINAGE. THE BLOCK FOUNDATION SHOULD BE EXCAVATED AT LEAST 2 INCHES BELOW THE CREST OF THE STORM DRAIN. PLACE THE BOTTOM ROW OF BLOCKS AGAINST THE EDGE OF THE STORM DRAIN FOR LATERAL SUPPORT AND TO AVOID WASHOUTS WHEN OVERFLOW OCCURS. IF NEEDED, GIVE LATERAL SUPPORT TO SUBSEQUENT ROWS BY PLACING 2 X 4 WOOD STUDS THROUGH BLOCK OPENINGS.
 - CAREFULLY FIT HARDWARE CLOTH OR COMPARABLE WIRE MESH WITH 1/2-INCH OPENINGS OVER ALL BLOCK OPENINGS TO HOLD GRAVEL IN PLACE.
 - USE CLEAN GRAVEL, 3/4- TO 1/2-INCH IN DIAMETER, PLACED 2 INCHES BELOW THE TOP OF THE BLOCK ON A 2:1 SLOPE OR FLATTER AND SMOOTH IT TO AN EVEN GRADE. NCDOT #57 WASHED STONE IS RECOMMENDED.



BLOCK AND GRAVEL INLET PROTECTION

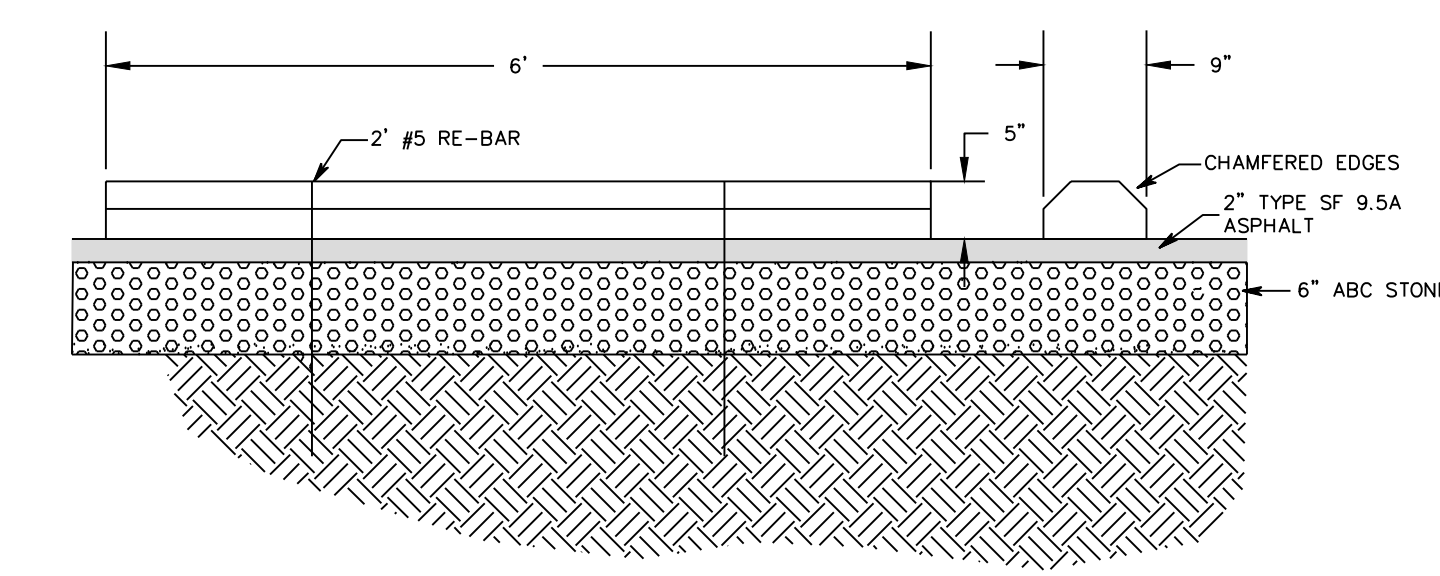
NTS

- CONSTRUCTION
- CONSTRUCT THE SEDIMENT BARRIER OF STANDARD STRENGTH OR EXTRA STRENGTH SYNTHETIC FILTER FABRICS.
 - ENSURE THAT THE HEIGHT OF THE SEDIMENT FENCE DOES NOT EXCEED 24 INCHES ABOVE THE GROUND SURFACE. (HIGHER FENCES MAY IMPOUND VOLUMES OF WATER SUFFICIENT TO CAUSE FAILURE OF THE STRUCTURE.)
 - CONSTRUCT THE FILTER FABRIC FROM A CONTINUOUS ROLL CUT TO THE LENGTH OF THE BARRIER TO AVOID JOINTS. WHEN THE JOINTS ARE NECESSARY, SECURELY FASTEN THE FILTER CLOTH ONLY AT A SUPPORT POST WITH 4 FEET MINIMUM OVERLAP TO THE NEXT POST.
 - SUPPORT STANDARD STRENGTH FILTER FABRIC BY WIRE MESH FASTENED SECURELY TO THE UPSLOPE SIDE OF THE POSTS. EXTEND THE WIRE MESH SUPPORT TO THE BOTTOM OF THE TRENCH. FASTEN THE WIRE REINFORCEMENT, THEN THE FABRIC ON THE UPSLOPE SIDE OF THE FENCE POST. WIRE OR PLASTIC ZIP TIES SHOULD HAVE MINIMUM 50 POUND TENSILE STRENGTH.
 - WHEN A WIRE MESH SUPPORT FENCE IS USED, SPACE POSTS A MAXIMUM OF 8 FEET APART. SUPPORT POSTS SHOULD BE DRIVEN SECURELY INTO THE GROUND A MINIMUM OF 24 INCHES.
 - EXTRA STRENGTH FILTER FABRIC WITH 6 FEET POST SPACING DOES NOT REQUIRE WIRE MESH SUPPORT FENCE. SECURELY FASTEN THE FILTER FABRIC DIRECTLY TO POSTS. WIRE OR PLASTIC ZIP TIES SHOULD HAVE MINIMUM 50 POUND TENSILE STRENGTH AND A 6 MONTH UV PROTECTION RATING.
 - EXCAVATE A TRENCH APPROXIMATELY 4 INCHES WIDE AND 8 INCHES DEEP ALONG THE PROPOSED LINE OF POSTS AND UPSLOPE FROM THE BARRIER.
 - PLACE 12 INCHES OF THE FABRIC ALONG THE BOTTOM SIDE OF THE TRENCH.
 - BACKFILL THE TRENCH WITH SOIL PLACED OVER THE FILTER FABRIC AND COMPACT THOROUGH COMPACTION OF THE BACKFILL IS CRITICAL TO SILT FENCE PERFORMANCE.
 - DO NOT ATTACH FILTER FABRIC TO EXISTING TREES.



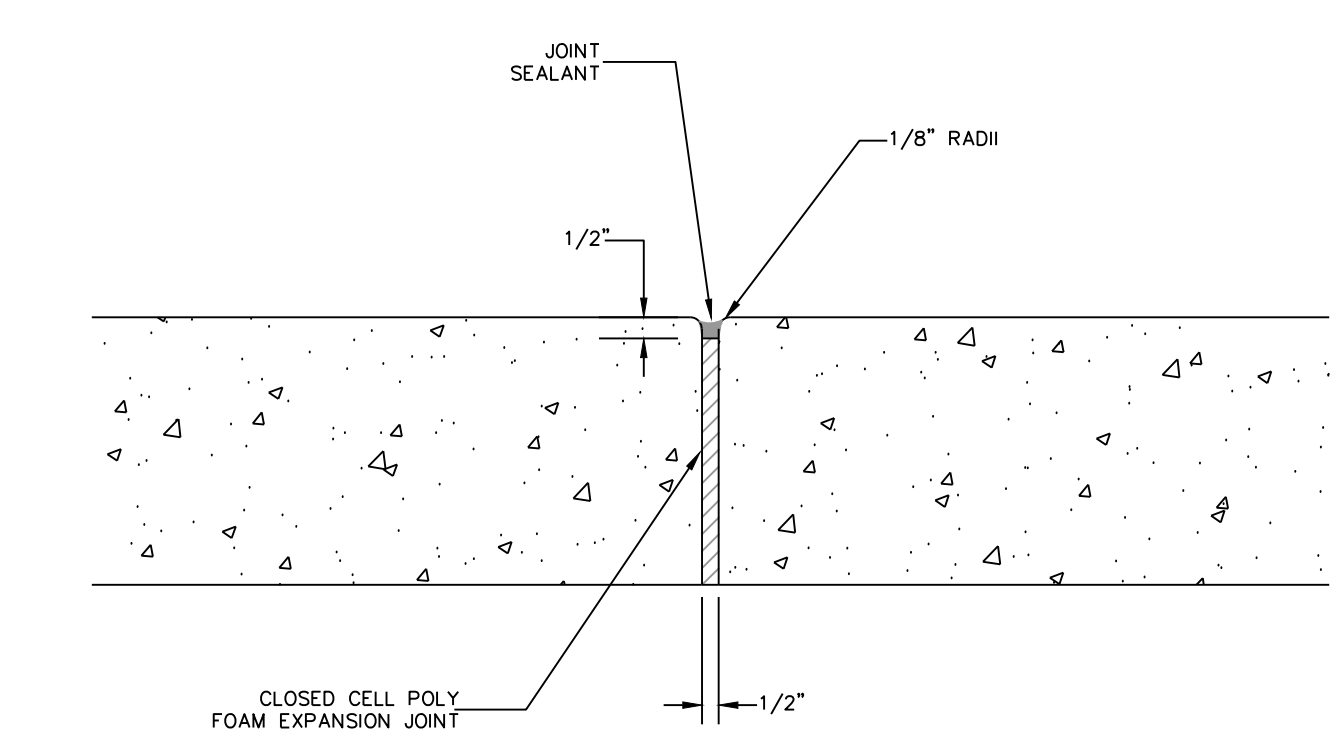
SILT FENCE DETAIL

NTS



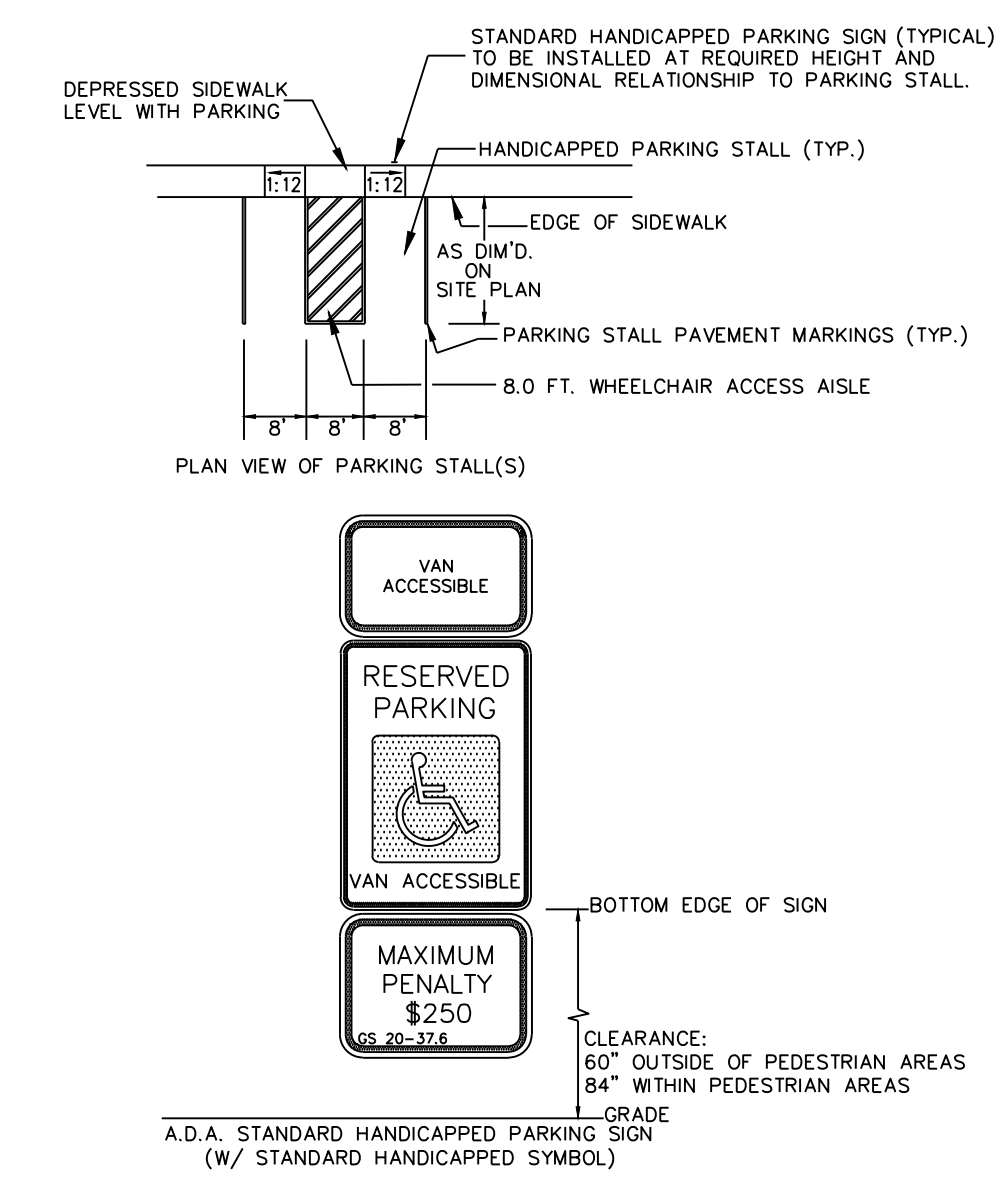
PRECAST PARKING BLOCK

NTS



SIDEWALK EXPANSION JOINT


NTS



HANDICAPPED PARKING, WALKWAY & RELATED DETAILS

NTS

HYMAN ROBEY
SOLUTIONS FROM THE GROUND UP
Hyman & Robey, PC
150 US Hwy 158 E.
PO Box 339
Camden, NC 27912
(252) 338-2913
(252) 338-5552 fax
www.hymanroby.com
License C-0598




CAMDEN COUNTY BOARD OF ELECTIONS & HISTORICAL MUSEUM BUILDING & SITE RENOVATION PLAN

811
Know what's below.
Call before you dig.
Project #: 130277
Drawing #: 130277 - SITE
Drawn: RLH
Checked: KDH
Approved: SCR
Date: 02/17/2014
Sheet #: 3/3
Scale: SEE PLAN

REVISIONS:
NUM. DATE DESCRIPTION

SHEET TITLE:
DETAILS

SHEET NUMBER:
C900



CAMDEN COUNTY BOARD OF ELECTIONS & HISTORICAL MUSEUM BUILDING & SITE RENOVATION PLAN

COURTHOUSE TNSP
 CAMDEN COUNTY
 NORTH CAROLINA

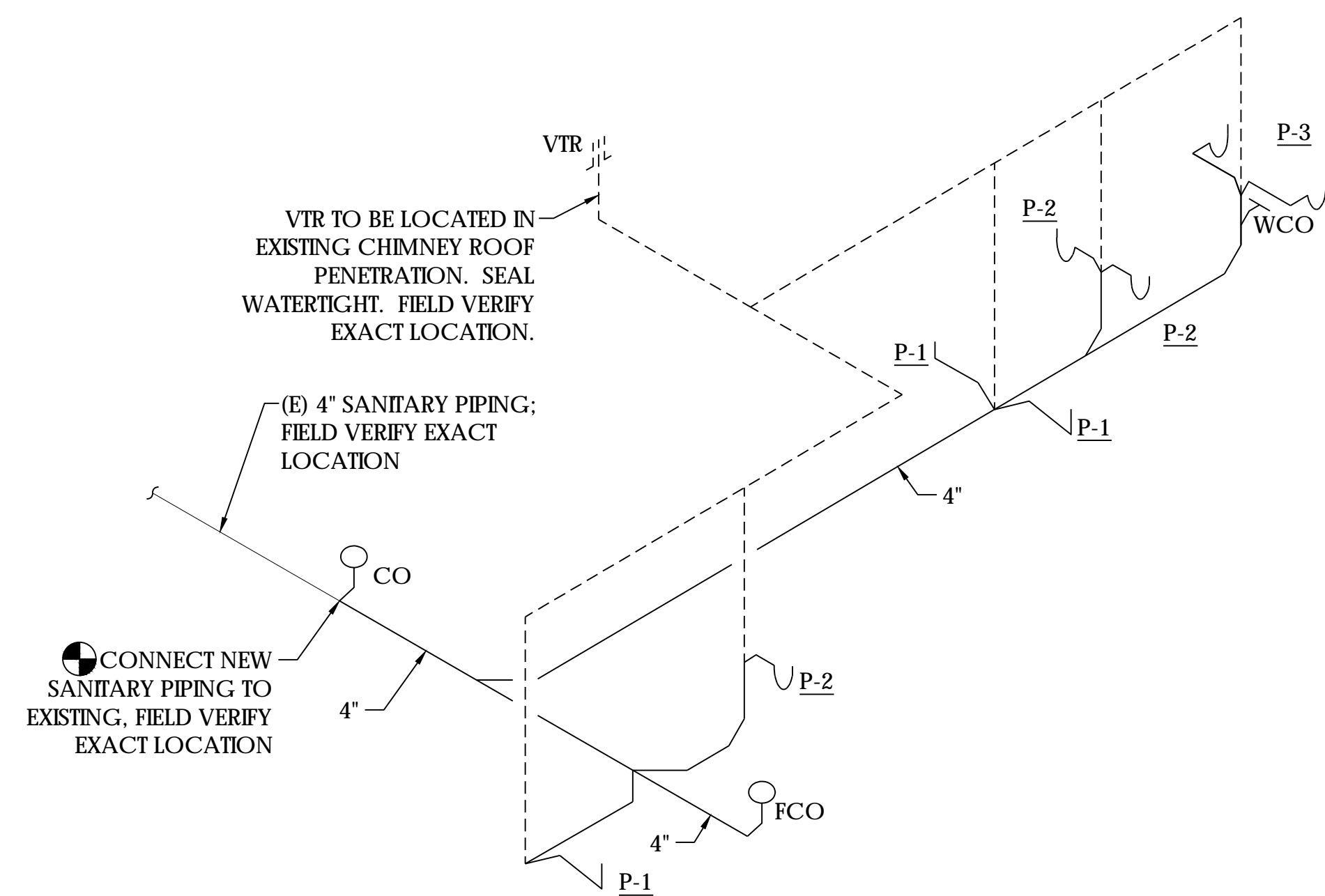
KEY PLAN:

Project #: 130277
 Drawing #: 130277 - FLOORPLAN
 Drawn: LAC / BPM
 Checked: RMK
 Approved: RMK
 Date: 02/17/2014
 Sheet #:
 Scale: AS SHOWN

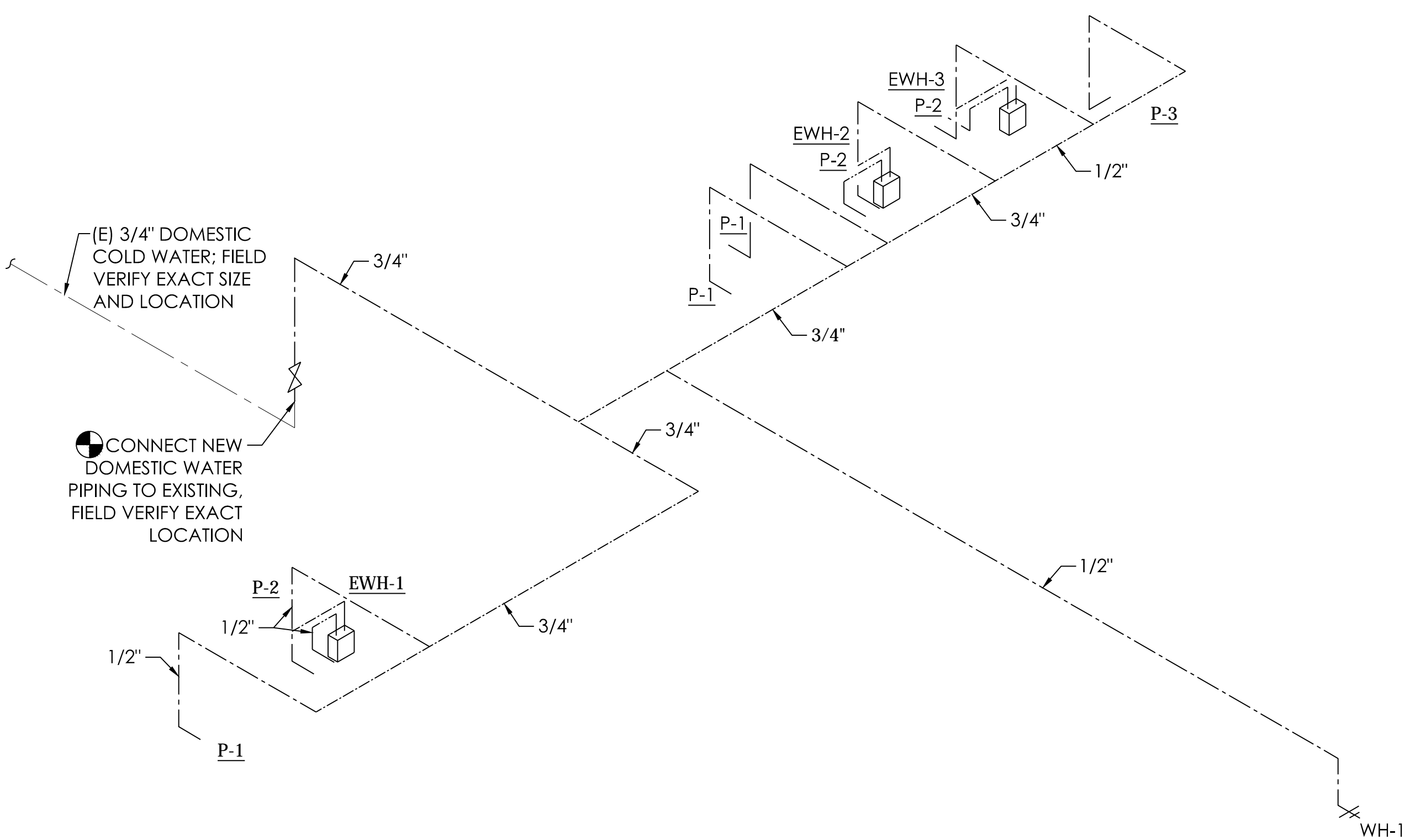
REVISIONS:
 NUM. DATE DESCRIPTION

SHEET TITLE:
 PLUMBING NOTES, LEGEND,
 FIXTURE SCHEDULE
 SHEET NUMBER:

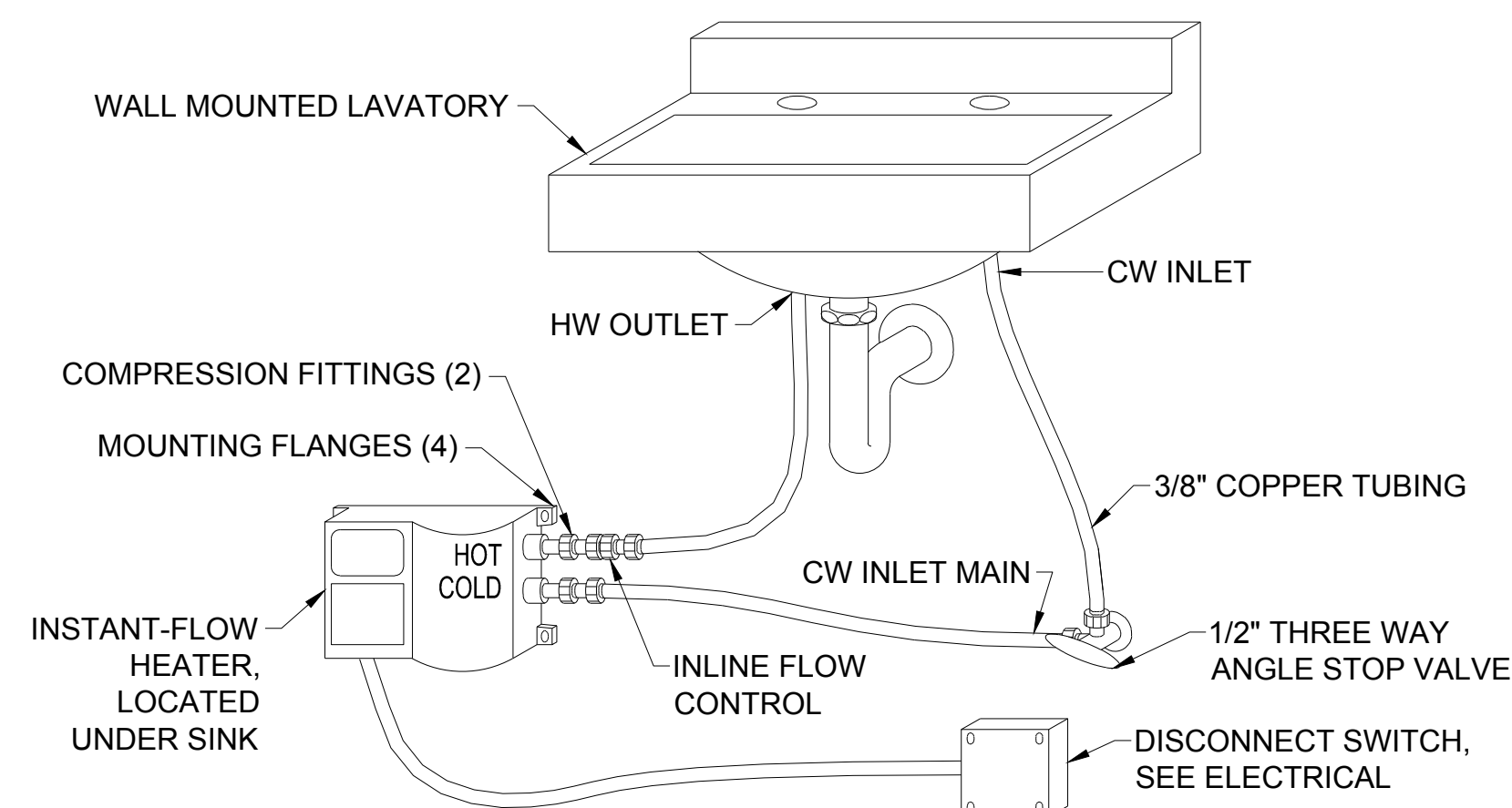
P1.1



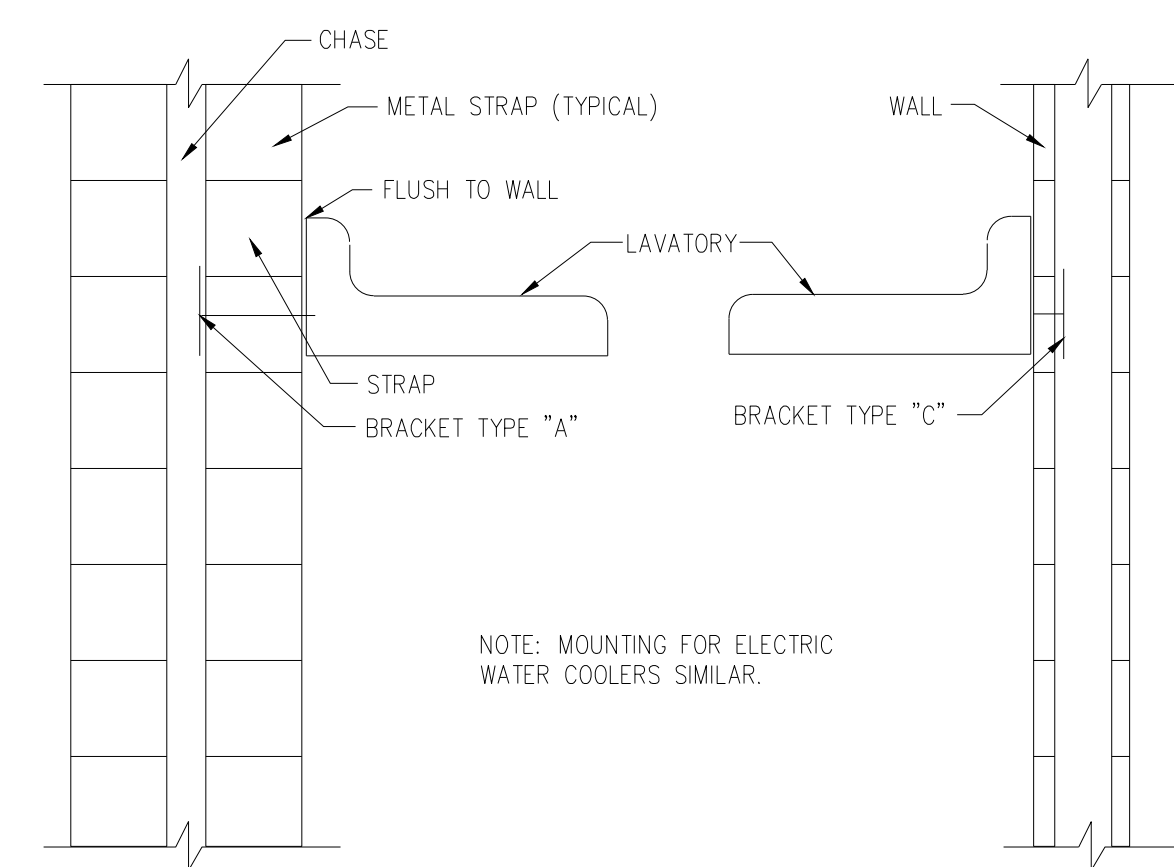
1 SANITARY RISER DIAGRAM
 NOT TO SCALE



2 WATER RISER DIAGRAM
 NOT TO SCALE



INSTANTANEOUS ELECTRIC WATER HEATER DETAIL
 NO SCALE



LAVATORY MOUNTING DETAIL
 NO SCALE

PLUMBING LEGEND

---	VENT PIPING
---	DOMESTIC COLD WATER PIPING
---	DOMESTIC HOT WATER PIPING
---	SANITARY WASTE PIPING
VTR	VENT THRU ROOF
+	WALL HYDRANT (WH)
U.O.N.	UNLESS OTHERWISE NOTED
⊠	BACKFLOW PREVENTER
⊞	GATE VALVE
⊞	UNION
⊞	RELIEF VALVE
CO	CLEAN OUT
EWH-1	ELECTRIC WATER HEATER

ELECTRIC WATER HEATER SCHEDULE								
MARK	STORAGE CAPACITY (GALLONS)	INPUT (Kw)	RECOVERY @ 100° F RISE (GPH)	ELECTRICAL DATA			MAKE AND MODEL	REMARKS
				AMPS	VOLTS	PHASE		
EWH-1	N/A	4.5	20	18.7	120	1	EEMAX / SP2412FC	
EWH-2	N/A	4.5	20	18.7	120	1	EEMAX / SP2412FC	
EWH-3	N/A	4.5	20	18.7	120	1	EEMAX / SP2412FC	

FIXTURE UNIT SCHEDULE	
WATER SUPPLY FIXTURE UNITS =	10
DRAINAGE FIXTURE UNITS =	19

PLUMBING FIXTURE CONNECTION SCHEDULE								
SYMBOL	TYPE	CW	HW	WASTE	VENT	MANUFACTURER	MODEL	REMARKS
P-1	WATER CLOSET	1/2"	-	3"	1-1/2"	AMERICAN STANDARD	2467.016	FLOOR MOUNTED; 1.6 GPF; FLUSH TANK; ADA COMPLIANT
P-2	LAVATORY - WALL MOUNT	1/2"	1/2"	1-1/2"	1-1/2"	AMERICAN STANDARD	0355.012	AMERICAN STANDARD FAUCET 5400.172V; 1.5 GPM AERATOR; GRID STRAINER; ADA COMPLIANT; SEE NOTE #2
P-3	WATER COOLER	1/2"	-	1-1/2"	1-1/2"	ELKAY	EMABFTLR8	DUAL HEIGHT FOR ADA COMPLIANCY
WH-1	WALL HYDRANT	3/4"	-	-	-	WOODFORD	B65	FREEZELESS

NOTES:
 1. PLUMBING FIXTURES SHALL CONFORM TO THE (U.F.A.S) UNIFORM FEDERAL ACCESSIBILITY STANDARDS.
 2. PROVIDE WITH ADA COMPLIANT LAVEGUARD COVERS ON EXPOSED WASTE AND SUPPLY PIPING

PLUMBING SPECIFICATIONS:

1. INTRODUCTION

- 1.1. INCASE OF A CONFLICT BETWEEN THE SPECIFICATION AND THE DRAWINGS, SCOPE OF WORK INCLUDES PROVIDING A FIRST CLASS WORKING SYSTEM IN COMPLIANCE WITH THESE DRAWINGS AND THE SPECIFICATIONS, TESTED READY FOR OPERATION COMPLETE WITH LABOR, MATERIALS APPARATUS, TRANSPORTATION, AND TOOLS REQUIRED FOR THE INSTALLATION.

1.2. SCOPE OF WORK

- 1.2.1. PLUMBING CONTRACTOR SHALL FURNISH AND INSTALL PLUMBING FIXTURES, ACCESSORIES, AND ASSOCIATED PIPING AS A STATED HEREIN. REFER TO THE PLUMBING PLANS AND THE "MATERIALS" PORTION OF THIS SPECIFICATION FOR EQUIPMENT TO BE FURNISHED. EXACT LOCATION OF ALL EQUIPMENT SHALL BE DETERMINED BY REFERENCE TO THE PLANS AND MEASUREMENTS AT THE BUILDING SITE AND IN COOPERATION WITH ALL OTHER TRADES.
- 1.2.2. EACH DRAWING OF EACH DISCIPLINE, INCLUDING MECHANICAL, ELECTRICAL, AND ENGINEER'S IS A PART OF THE CONSTRUCTION DOCUMENTS OF THIS DISCIPLINE AND SHALL BE REVIEWED BY THE CONTRACTOR.

1.3. GENERAL

- 1.3.1. ALL SAFETY PRECAUTIONS SHALL BE TAKEN TO PROTECT PERSON, PROPERTY, AND EQUIPMENT.
- 1.3.2. THE CONTRACTOR SHALL VISIT THE SITE PRIOR TO BIDDING TO DETERMINE THE EXTENT OF THE WORK. LACK OF KNOWLEDGE OF EXISTING CONDITIONS WILL NOT BE CONSIDERED A BASIS FOR CHANGE ORDERS. THIS WILL INCLUDE A SATISFACTORY EFFORT BY THE CONTRACTOR TO FIELD VERIFY PROPER FIT. EXPENSE INCURRED BY THE CONTRACTOR, WHICH COULD HAVE BEEN AVOIDED BY THIS STEP SHALL NOT BE A BASIS FOR CHANGE ORDER.
- 1.3.3. ANY DEVIATION BY PLUMBING CONTRACTOR FROM THE PLANS AND SPECIFICATIONS, OR ANY SUBSTITUTION OF EQUIPMENT FROM THAT SPECIFIED, SHALL FIRST BE APPROVED BY THE ENGINEER.
- 1.3.4. CONTRACTOR TO SUBMIT 6 SETS (OWNER WILL RETURN 3 SETS NOTED WITH ACTION TAKEN) SPECIFICATIONS AND DETAIL FOR EQUIPMENT AND FABRICATED MATERIALS FOR OWNER'S APPROVAL PRIOR TO ISSUING PURCHASE ORDER. OWNER'S APPROVAL DOES NOT RELIEVE CONTRACTOR OF ANY RESPONSIBILITY FOR PERFORMANCE AND OPERATION.
- 1.3.5. THE PLUMBING CONTRACTOR SHALL REPAIR ANY MATERIAL OR WORK WHICH HE HAS DAMAGED.
- 1.3.6. PROVIDE 3/16" THICK ENGRAVED WHITE PLASTIC LABEL TAB ON ALL SHUT-OFF AND DRAIN VALVES. THE TAGS SHALL BE A MINIMUM OF 3" X 5" AND BE ATTACHED TO THE VALVE BODY NON-CORROSIVE CHAIN. LETTERS SHALL BE ENGRAVED A MINIMUM OF 1/4" HIGH AND PAINTED BLACK. THE TAG SHALL IDENTIFY USE DRAIN, SHUT-OFF, ETC. AND WHICH APARTMENT IT SERVES.
- 1.3.7. CONTRACTOR SHALL FURNISH AND INSTALL ALL EQUIPMENT AND MATERIALS FOR A COMPLETE INSTALLATION IN ALL RESPECTS READY OF INTENDED USE AND THE STRICT ACCORDANCE WITH STATE AND LOCAL CODES AND MANUFACTURER'S RECOMMENDATIONS. PAY NECESSARY FEES AND OBTAIN PERMITS. INITIATE, MAINTAIN AND SUPERVISE ALL SAFETY PRECAUTIONS AND PROCEDURES.
- 1.3.8. EQUIPMENT AND MATERIALS SHALL BE OF THE TYPE, SIZE AND MANUFACTURERS INDICATED ON THE DRAWINGS OR AN APPROVED EQUIVALENT.
- 1.3.9. THE CONTRACTOR SHALL SUPPLY AND INSTALL THE MATERIALS AND EQUIPMENT COVERED BY THE PLANS AND SPECIFICATIONS TO THE OWNER COMPLETE AND IN FIRST CLASS CONDITION IN EVERY RESPECT. HE SHALL GUARANTEE THAT THE MATERIAL, EQUIPMENT, AND WORKMANSHIP SUPPLIED AND INSTALLED BY HIM SHALL BE ENTIRELY FREE FROM DEFECTS AND THAT HE WILL REPAIR OR REPLACE AT HIS OWN EXPENSE, ANY MATERIALS, EQUIPMENT, AND WORKMANSHIP IN WHICH DEFECTS ARE FOUND.
- 1.3.10. MISCELLANEOUS ITEMS NOT SHOWN ON THE PLANS BUT NECESSARY FOR A COMPLETE OPERABLE SYSTEM, SHALL BE SUPPLIED AND INSTALLED.15. COORDINATE WORK WITH THAT OF OTHER TRADES. SEE ENGINEER'S PLANS FOR THE EXACT LOCATIONS OF FIXTURES.
- 1.3.11. INSTALL PIPING NEATLY AND PARALLEL WITH OR PERPENDICULAR TO LINES OR THE STRUCTURE. THE EXACT LOCATIONS OF PIPES SHALL BE DETERMINED BY THE CONTRACTOR TO AVOID INTERFERENCE WITH DUCTWORK, OTHER PIPING AND LIGHTING FIXTURES. INSTALL PIPE HANGARS TO MAINTAIN ACCURATELY ALIGNED PIPING SYSTEMS ADEQUATELY SUPPORTED BOTH LATERALLY AND VERTICALLY. PIPE HANGARS SHALL BE ADJUSTABLE TYPE, MSS SP-58 AND MSS SP-69. PROVIDE INSULATION PROTECTION SHIELDS WHERE REQUIRED. PROVIDE GALVANIZED STEEL SUPPORT RODS. SUPPORT ALL PIPING FROM THE BUILDING STRUCTURE.
- 1.3.12. INSTALL EQUIPMENT PER MANUFACTURER'S INSTALLATION INSTRUCTIONS.
- 1.3.13. REMOVE EXCESS MATERIAL, SCRAP, ETC. FROM THE JOB SITE AND LEGALLY DISPOSE.
- 1.3.14. PLUMBING CONTRACTOR SHALL VERIFY EXISTING SEWER LOCATION, SIZE AND ELEVATION AND SHALL VERIFY THAT PROPER SLOPES ARE AVAILABLE BEFORE INSTALLING NEW SEWER PIPING.
- 1.3.15. MAINTAIN A MINIMUM SLOPE OF 1/8" PER FOOT FOR SANITARY SEWER PIPING 4" AND LARGER AND 1/4" PER FOOT FOR PIPING SMALLER THAN 4."
- 1.3.17. SANITARY SEWER PIPING SHALL BE TYPE PVC SCHEDULE 40 -PLASTIC PIPE AND FITTINGS U.O.N.
- 1.3.18. PROVIDE STOPS FOR ALL PLUMBING FIXTURE CONNECTIONS.
- 1.3.19. WATER PIPING SHALL BE STERILIZED IN ACCORDANCE WITH THE AMERICAN WATER WORKS ASSOCIATION AWA 601 AND AS REQUIRED BY THE LOCAL HEALTH BOARD.

1.4. OPERATIONS AND INSTALLATION

- 1.4.1. ALL DELIVERIES TO COINCIDE WITH CONSTRUCTION SCHEDULE. MATERIALS SHALL BE STORED WHERE AND/OR AS DIRECTED BY THE OWNER. STORAGE MUST BE IN SUCH A PLACE AS TO AVOID ACCIDENTAL MUTILATION BY EQUIPMENT BY ANY CONTRACTOR WHILE PERFORMING THEIR WORK, WHETHER ON SITE OR OFF.
- 1.4.2. ALL UNDER FLOOR PIPING SHALL BE INSTALLED IN CONJUNCTION WITH THE GENERAL CONTRACTORS WORK SCHEDULE. NO UNDERGROUND WORK SHALL BE COVERED OR ENCLOSED UNTIL IT HAS BEEN INSPECTED AND TESTED.
- 1.4.3. PLUMBING CONTRACTOR SHALL DO THE NECESSARY TRENCHING, SHORING AND BACKFILLING REQUIRED TO FULFILL HIS CONTRACT. BOTTOMS OF TRENCHES SHALL BE CUT TO GRADE.
- 1.4.4. ALL OPENINGS AND STUB-UP FOR PLUMBING PIPING AND FIXTURES SHALL BE CAREFULLY LOCATED AND COORDINATED WITH THE EQUIPMENT BEING SERVED, EXISTING CONDITIONS, AND ALL OTHER TRADES, REFER TO ENGINEER'S DRAWINGS FOR ACTUAL FIXTURE LOCATIONS.

1.5. CODE AND PERMIT REQUIREMENTS

- 1.5.1. ALL WORK SHALL BE PERFORMED IN ACCORDANCE WITH APPLICABLE LOCAL LAWS, REGULATIONS, ORDINANCES, STATUTES, AND CODES, WHICH SHALL BE DELINEATED, AND ALL MODIFICATIONS REQUIRED BY THE INSPECTION AUTHORITIES SHALL BE MADE BY PLUMBING CONTRACTOR WITHOUT ADDITIONAL COST TO OWNER.
- 1.5.2. PLUMBING CONTRACTOR SHALL OBTAIN, PAY FOR AND FURNISH ALL PERMITS REQUIRED BY LOCAL OR STATE ORDINANCES OR CODES, OR THE AUTHORITY HAVING JURISDICTION.

2. MATERIALS

2.1. DOMESTIC WATER PIPING:

- 2.1.1. WATER PIPING ABOVE GROUND SHALL BE TYPE L COPPER TUBING WITH 95-5 TIN ANTIMONY SOLDER JOINTS. BURIED PIPING SHALL BE TYPE K COPPER TUBING WITH SILVER SOLDERED JOINTS.
- 2.1.1.1. FITTINGS SHALL BE WROUGHT COPPER SOLDER JOINT FITTINGS. JOINING MATERIAL SHALL ME ASTM B813 WATER-FLUSHABLE, LEAD-FREE FLUX ALLOY SOLDER.
- 2.1.1.2. VALVES SHALL BE OF ONE MANUFACTURER 125 PSI SWP. BRASS BODY THREADED OR SOLDERED END, AS MANUFACTURED BY CRANE, POWELL, JENKINS OR ACCEPTED EQUIVALENT AND SHALL BE INSTALLED WITH STEM UPRIGHT OR HORIZONTAL. WHEN VALVES ARE NOT SHOWN IN DETAIL ON THE PLANS, IT SHALL BE UNDERSTOOD THAT THE PLUMBING CONTRACTOR SHALL PROVIDE ALL VALVES AND FITTINGS NECESSARY FOR THE CONTROL AND OPERATION OF ALL EQUIPMENT. ALL SHUT-OFF AND SYSTEM DRAIN VALVES SHALL BE FULL PORT BALL VALVES.
- 2.1.2. PROVIDE SYSTEM DRAINS AT ALL LOW POINTS. SLOPE ALL PIPING TOWARDS LOW POINT DRAINS. LOW POINT DRAINS SHALL CONSIST OF A TEE IN MAIN PIPE WITH A REDUCER AND A 1/2" BALL VALVE AND HOSE CONNECTION.

2.2. FILTERED WATER PIPING:

- 2.2.1. ABOVE AND BELOW GRADE FILTERED WATER PIPING SHALL BE CPVC TUBING CONFORMING TO ASTM D2846 AND CSA B137 CHLORINATED POLY (VINYL CHLORIDE) PLASTIC HOT AND COLD WATER DISTRIBUTION SYSTEMS, ASTM D1784 RIGID AND CHLORINATED PVC COMPOUNDS, ASTM F493 SOLVENT CEMENTS, COMPLY WITH NSF STANDARD 14 AND 61. CPVC TUBING SHALL BE FLOWGAURD GOLD CPVC CTS OR EQUAL.
- 2.2.1.1. FITTINGS: FITTINGS SHALL BE SOCKET TYPE JOINTS IN COMPLIANCE WITH ASTM D2846 AND CSA B137. CPVC FITTINGS SHALL FLOWGAURD GOLD CPVC CTS FITTINGS OR EQUAL. JOINING MATERIAL SHALL BE ASTM F493 SOLVENT CEMENT. INSTALLED IN ACCORDANCE WITH MANUFACTURER'S RECOMMENDATIONS.

2.3. SOIL, WASTE AND VENT PIPES:

- 2.3.1. ABOVE AND BELOW GRADE SOIL, WASTE AND VENT PIPING SHALL BE PVC PLASTIC, SCHEDULE 40 DWV PIPE CONFORMING TO ASTM D2665 WITH PLAIN ENDS. CELLULAR (FOAM) CORE PVC IS NOT ALLOWED. INSTALL PER ASTM D665 AND ASTM D2321.
- 2.3.1.1. FITTINGS SHALL BE PVC SOCKET-TYPE DWV PIPE FITTINGS; ASTM D2665 MADE TO ASTM D3311 DRAIN, WASTE AND VENT PATTERNS.
- 2.3.2. ABOVE GRADE SOIL, WASTE AND VENT PIPING SHALL BE ALLOWED TO BE COPPER DRAINAGE TUBING CONFORMING TO ASTM B306 AT PLUMBING CONTRACTOR'S OPTION, OR NO HUB CAST IRON WITH RUBBER COMPRESSION FITTINGS.

2.4. FLASHING:

- 2.4.1. SHEET LEAD. 4 POUNDS PER SQUARE FOOT, MINIMUM.

2.5. INSULATION:

- 2.5.1. DOMESTIC COLD WATER (WITHIN BUILDING):
- 2.5.1.1. COPPER PIPE: 1/2" WALL ONE-PIECE FIBERGLASS COVERING HAVING A CONDUCTIVITY NOT EXCEEDING 0.27 WITH FIRE RESISTANT JACKET WITH SELF-SEALING LAP TO PROVIDE A CONTINUOUS VAPOR BARRIER BY CERTTAINTEED, OWENS-CORING OR ARMSTRONG. (SEE BELOW FOR PLUMBING FITTING INSULATION REQUIREMENTS).
- 2.5.2. DOMESTIC HOT WATER:
- 2.5.2.1. COPPER PIPE: 1/2" WALL ONE-PIECE FIBERGLASS COVERING HAVING A CONDUCTIVITY NOT EXCEEDING 0.27 WITH FIRE RESISTANT JACKET WITH SELF -SEALING LAP TO PROVIDE A CONTINUOUS VAPOR BARRIER BY CERTAINTEED, OWENS-CORING OR ARMSTRONG. (SEE BELOW FOR PLUMBING FITTING REQUIREMENTS).
- 2.5.3. INDIRECT AND CONDENSATE DRAIN PIPING (WITHIN BUILDING):
- 2.5.3.1. PVC PIPING: NO INSULATION REQUIRED.
- 2.5.4. FOR PIPING AT HANGERS, PROVIDE 8"LONG SECTIONS OF HIGH DENSITY, HIGH TEMPERATURE CALCIUM SILICATE BY JOHNS-MANVILLE, FIBERGLASS BY KNAUF, OR 8" LONG STYROFOAM BILLETS BY DOW. INSULATION SHALL BE CONTINUOUS ALONG THE PIPE SURFACE, EXCEPT AT VALVES, UNIONS, AND WHERE PIPING IS EXPOSED AT FIXTURES.
- 2.5.5. FOR HOT AND COLD WATER PIPING EXPOSED, CONCEALED IN WALLS, AND/OR INSTALLED INSIDE MASONRY UNITS OF THE WALLS, COVER FITTINGS WITH ZESTON, KNAUF, OR EQUAL ON-PIECE PVC PREMOLDED INSULATING COVERS. FITTING COVERS, JACKETS AND ADHESIVES SHALL NOT EXCEED FLAME SPREAD RATING OF 25 AND SMOKE DEVELOPMENT RATING OF 50 PER ASTM E84. AT ALL ELBOWS AND TEE'S., FILL VOIDS BETWEEN COVERS AND PIPING WITH FIBERGLASS INSULATION AND TAPE JOINTS. INSTALL PIPE INSULATION IN COMPLIANCE WITH MANUFACTURER'S RECOMMENDATIONS. WHERE PREMOLDED INSULATION FITTINGS ARE NOT APPROVED BY LOCAL AUTHORITIES, MITER INSULATION AT FITTINGS.

2.6. INDIRECT AND CONDENSATE DRAIN LINES:

- 2.6.1. PROVIDE PVC PIPE FOR ALL OTHER INDIRECT AND CONDENSATE DRAIN PIPING FROM HVAC, PLUMBING, AND BEVERAGE EQUIPMENT, AND ROUTE FLOOR DRAIN IN BUILDING.

3. TESTING AND INSPECTION:


- 3.1. THE ENTIRE PLUMBING SYSTEM SHALL BE TESTED BEFORE COVERING OR ENCLOSING.
- 3.2. INSPECTION: WORK SHALL BE INSPECTED FOR COMPLIANCE WITH CODES, ORDINANCES, REGULATIONS AND ADHERENCE TO CONTRACT DOCUMENTS. PLUMBING CONTRACTORS SHALL SUPPLY OWNER WITH SIGNED FORMS OR PROOF OF ACCEPTANCE BY THE LOCAL AUTHORITY BEFORE CONTINUING FROM ONE STAGE TO ANOTHER. FINAL APPROVAL SHALL BE OBTAINED BEFORE FINAL PAYMENT IS MADE ON THE CONTRACT.
- 3.3. PERFORMANCE REQUIRED:
- 3.3.1. PLUMBING CONTRACTOR SHALL INSTALL ALL PLUMBING SYSTEMS LEAK FREE AND AS PER PLANS AND SPECIFICATIONS.
- 3.3.2. ALL EXPOSED EQUIPMENT SHALL BE INSTALLED IN A WORKMANLIKE MANNER AND WILL BE SUBJECT TO ENGINEER'S INSPECTION FOR AESTHETIC APPEARANCE.

4. CUTTING AND CLEANING:

- 4.1. PLUMBING CONTRACTOR SHALL CLEAN ENTIRE SITE OF DEBRIS, TOOLS AND EQUIPMENT RELATED TO THIS WORK
- 4.2. PLUMBING CONTRACTOR SHALL BE RESPONSIBLE FOR ALL CUTTING AND PATCHING OF HIS WORK WHICH MAY BE REQUIRED TO RELIEVE THE WORK OF OTHER CONTRACTORS.

5. WARRANTY:

- 5.1. PLUMBING CONTRACTOR SHALL WARRANTY ALL OF THE WORK AND THE COMPLETE OPERATION WILL BE FREE FROM DEFECTS IN WORKMANSHIP AND MATERIALS. CONTRACTOR AGREES TO REPLACE,WITHOUT EXPENSE TO THE OWNER, ANY PART OF HIS WORK ON THIS INSTALLATION WITH PROVES TO BE DEFECTIVE WITHIN (1) YEAR AFTER ACCEPTANCE OF THE WORK AT NO ADDITIONAL COST TO THE OWNER.



CAMDEN COUNTY BOARD OF ELECTIONS & HISTORICAL MUSEUM BUILDING & SITE RENOVATION PLAN

COURTHOUSE TNSP
CAMDEN COUNTY
NORTH CAROLINA

KEY PLAN:


Project #: 130277
Drawing #: 130277 - FLOORPLAN
Drawn: LAC / BPM
Checked: RMK
Approved: RMK
Date: 02/17/2014
Sheet #:
Scale: AS SHOWN

REVISIONS:
NUM. DATE DESCRIPTION

SHEET TITLE:
PLUMBING SPECIFICATIONS

SHEET NUMBER:

P1.2



CAMDEN COUNTY BOARD OF ELECTIONS & HISTORICAL MUSEUM BUILDING & SITE RENOVATION PLAN

COURTHOUSE TNSP
 CAMDEN COUNTY
 NORTH CAROLINA

KEY PLAN:

Project #: 130277
 Drawing #: 130277 - FLOORPLAN
 Drawn: LAC / BPM
 Checked: RMK
 Approved: RMK
 Date: 02/17/2014
 Sheet #:
 Scale: AS SHOWN

REVISIONS:	NUM.	DATE	DESCRIPTION


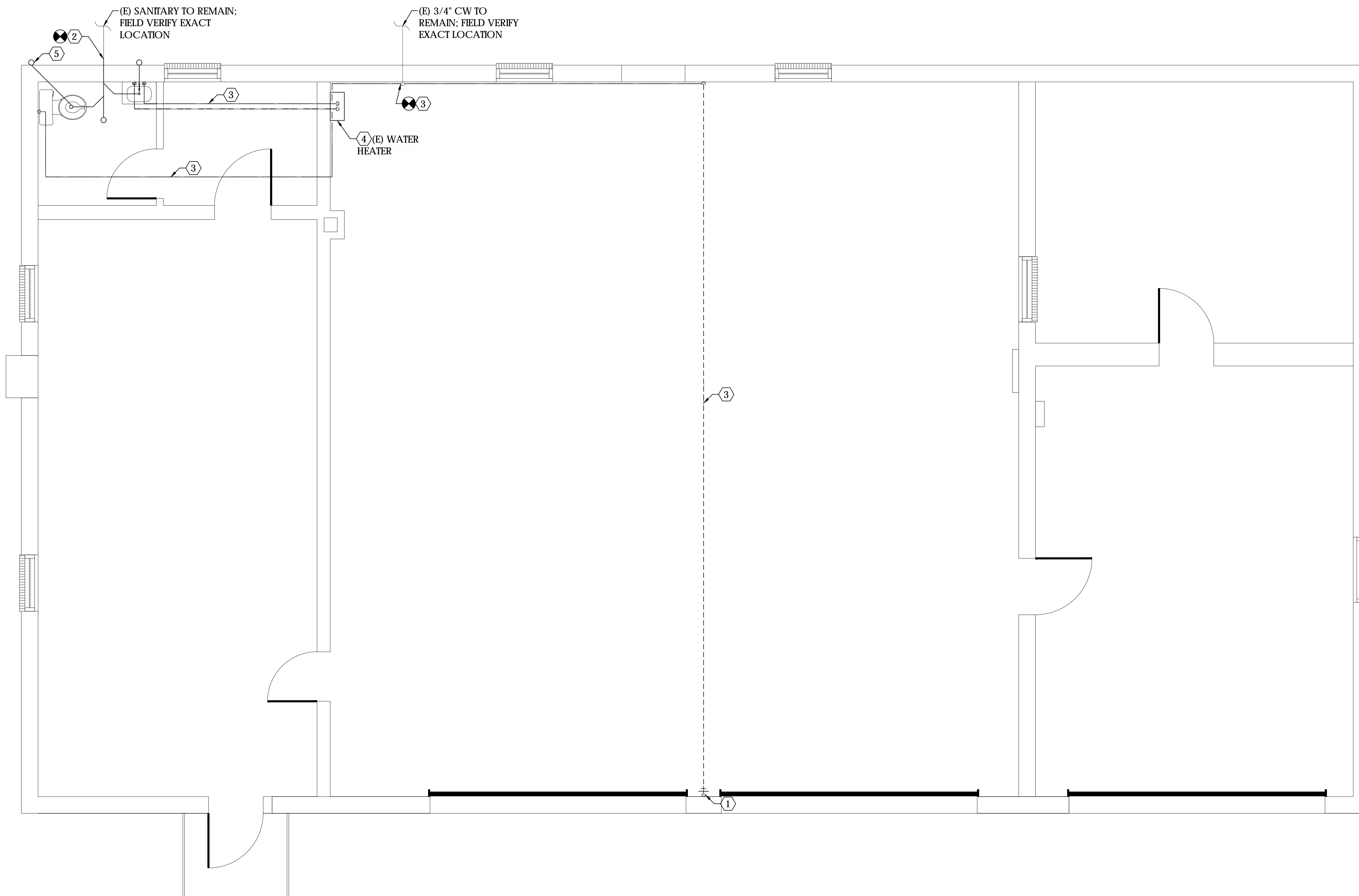
SHEET TITLE:
 PLUMBING DEMO WORK PLAN


SHEET NUMBER:

P2.1

DEMO WORK NOTES: (THIS SHEET ONLY)

- ① REMOVE EXISTING HOSE BIBB AND ALL ASSOCIATED PIPING AND HARDWARE WHERE PIPE IS RUN BELOW GRADE, REMOVE PIPE TO BELOW SLAB LEVEL, CAP REMAINING PIPE, AND ABANDON IN PLACE. PATCH SLAB TO MATCH EXISTING.
- ② REMOVE SANITARY LINE TO POINT INDICATED.
- ③ REMOVE DOMESTIC COLD WATER TO POINT INDICATED.
- ④ REMOVE EXISTING TITAN WATER HEATER AND ALL PIPING, HARDWARE AND CONNECTIONS.
- ⑤ REMOVE EXISTING VENT PIPE AND ALL ASSOCIATED HARDWARE.

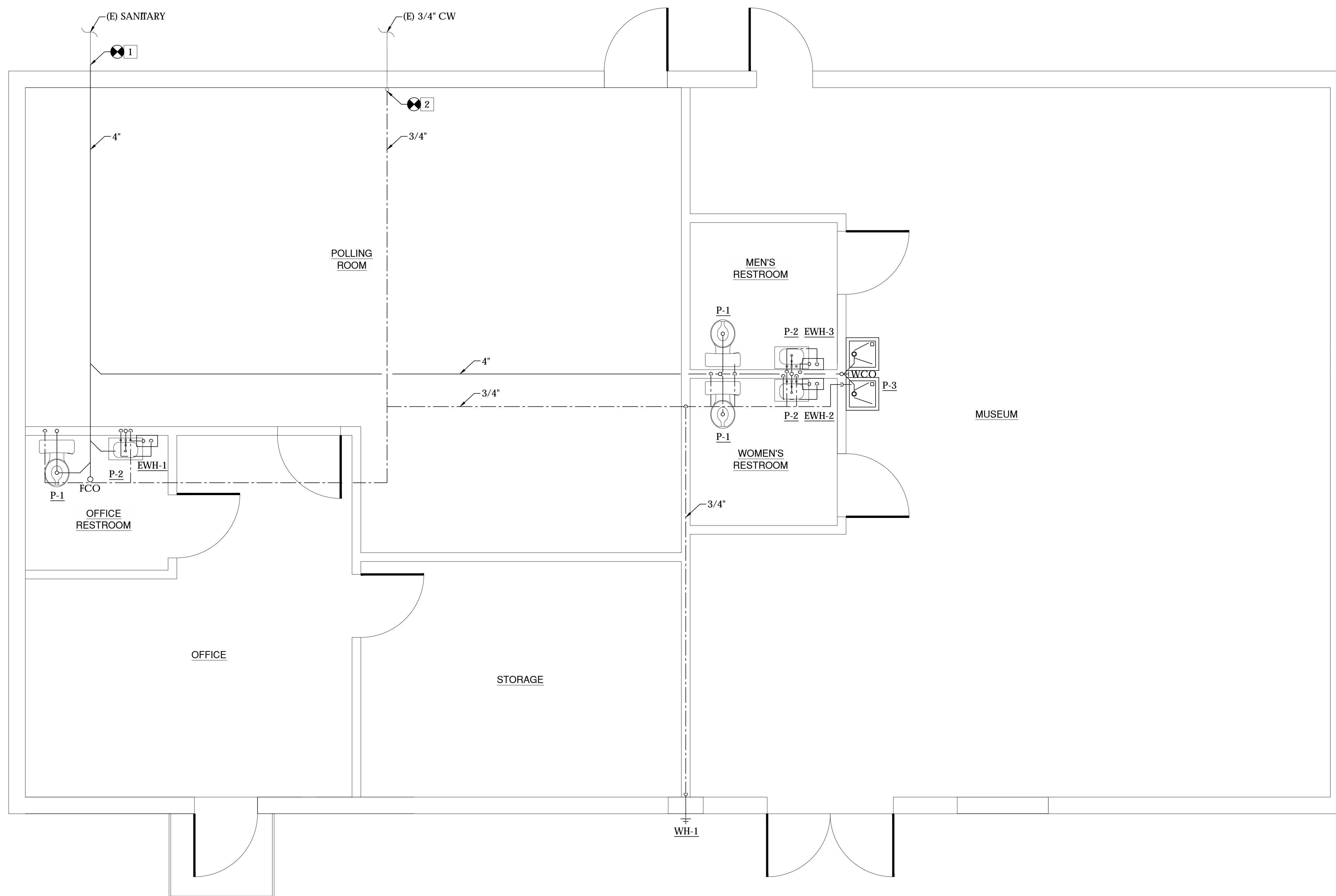




CAMDEN COUNTY BOARD OF ELECTIONS & HISTORICAL MUSEUM BUILDING & SITE RENOVATION PLAN

NEW WORK NOTES: (THIS SHEET ONLY)

- 1 CONNECT NEW SANITARY TO EXISTING AT POINT INDICATED. FIELD VERIFY EXISTING LOCATION.
- 2 CONNECT NEW DOMESTIC COLD WATER AT POINT INDICATED. FIELD VERIFY EXISTING LOCATION.



COURTHOUSE TNSP
 CAMDEN COUNTY
 NORTH CAROLINA

KEY PLAN:


Project #: 130277
 Drawing #: 130277 - FLOORPLAN
 Drawn: LAC / BPM
 Checked: RMK
 Approved: RMK
 Date: 02/17/2014
 Sheet #:
 Scale: AS SHOWN


REVISIONS:
 NUM. DATE DESCRIPTION

SHEET TITLE:
 PLUMBING NEW WORK PLAN

SHEET NUMBER:

P3.1





**CAMDEN
 COUNTY
 BOARD OF
 ELECTIONS &
 HISTORICAL
 MUSEUM
 BUILDING
 & SITE
 RENOVATION
 PLAN**

GENERAL NOTES

- SCOPE OF WORK INCLUDES PROVIDING A FIRST CLASS WORKING SYSTEM IN COMPLIANCE WITH THESE DRAWINGS AND SPECIFICATIONS, TESTED READY FOR OPERATION COMPLETE WITH LABOR, MATERIALS, APPARATUS, TRANSPORTATION, AND TOOLS REQUIRED FOR THE INSTALLATION.
- COORDINATE WORK WITH THAT OF OTHER TRADES. SEE ENGINEER'S REFLECTED CEILING PLANS FOR THE EXACT LOCATIONS OF CEILING MOUNTED DEVICES.
- THE CONTRACTOR SHALL BE RESPONSIBLE FOR MODIFICATIONS, CHANGES, ETC. FOR THE EQUIPMENT HE PROVIDES, EVEN IF APPROVED AS AN EQUAL.
- MISCELLANEOUS ITEMS NOT SHOWN ON THE PLANS BUT NECESSARY FOR A COMPLETE OPERABLE SYSTEM, SHALL BE SUPPLIED AND INSTALLED.
- INSTALL EQUIPMENT PER MANUFACTURER'S INSTALLATION INSTRUCTIONS. MAINTAIN ALL RECOMMENDED CLEARANCES.
- REMOVE EXCESS MATERIAL, SCRAP, ETC. FROM THE JOB SITE.
- REPAIR ANY MATERIAL OR WORK WHICH HE HAS DAMAGED.
- BALANCE AIR AND WATER SYSTEMS WITHIN $\pm 10\%$ OF THE VALUES INDICATED.
- TEST THE ENTIRE SYSTEM IN ALL MODES OF OPERATION TO INSURE PROPER OPERATION.
- FURNISH AND INSTALL ALL EQUIPMENT AND MATERIALS FOR A COMPLETE INSTALLATION IN ALL RESPECTS READY OF INTENDED USE AND IN STRICT ACCORDANCE WITH ALL STATE AND LOCAL CODES AND MANUFACTURER'S RECOMMENDATIONS. PAY NECESSARY FEES AND OBTAIN PERMITS. INITIATE, MAINTAIN AND SUPERVISE ALL SAFETY PRECAUTIONS AND PROCEDURES.
- ALL INDICATED DUCT DIMENSIONS ARE INSIDE CLEAR DIMENSIONS.

MECHANICAL LEGEND

NOTE: HEAVY LINE WEIGHT INDICATES NEW EQUIPMENT OR EQUIPMENT TO BE REMOVED, LIGHT LINE WEIGHT INDICATES EQUIPMENT WHICH IS EXISTING TO REMAIN

	CONDENSATE DRAIN
	GAS PIPING
	POINT OF CONNECTION-NEW TO EXISTING AND POINT OF DEMOLITION TERMINATION
HP-1	HEAT PUMP MARK - SEE SCHEDULE
EF-1	EXHAUST FAN MARK - SEE SCHEDULE
AHU-1	AIR HANDLING UNIT MARK - SEE SCHEDULE
	GRILLE OR DIFFUSER MARK - SEE SCHEDULE OR SPECIFICATION (CFM NOTE)
	NEW WORK NOTE MARK
	DEMOLITION WORK NOTE MARK
	LOW PRESSURE SUPPLY OR RETURN DUCT WORK
	FLEXIBLE DUCT CONNECTION WITH BALANCING DAMPER
	THERMOSTAT/SENSOR MOUNT 60" ABOVE FLOOR SUBSCRIPT INDICATES EQUIPMENT BEING CONTROLLED
	ELBOW WITH TURNING VANES
	SUPPLY DUCT SECTION
	EXHAUST DUCT SECTION
	RETURN DUCT SECTION

ABBREVIATIONS

Z	ANGLE	KW	KILOWATT
AD	ACCESS DOOR	L-1	LOUVER MARK - SEE SCHEDULE
AFF	ABOVE FINISHED FLOOR	LAT	LEAVING AIR TEMPERATURE
AFG	ABOVE FINISHED GRADE	LBS/HR	POUND PER HOUR
APD	AIR PRESSURE DROP	LDB	LEAVING DRY BULB
APPROX	APPROXIMATELY	LWB	LEAVING WET BULB
AS-1	AIR SEPARATOR MARK - SEE SCHEDULE	LWT	LEAVING WATER TEMPERATURE
BD	BALANCING DAMPER	MAX	MAXIMUM
BDD	BACK DRAFT DAMPER	MOCPP	MAXIMUM OVER CURRENT PROTECTION
BTUH	BRITISH THERMAL UNIT PER HOUR	MIN	MINIMUM
CFH	CUBIC FEET PER HOUR	MBH	THOUSAND BTU/HR
CFM	CUBIC FEET PER MINUTE	MCA	MINIMUM CIRCUIT AMPS
CHLR-1	CHILLER MARK - SEE SCHEDULE	MFS	MAXIMUM FUSE SIZE
COP	COEFFICIENT OF PERFORMANCE	NOM	NOMINAL
CP-1	CONDENSATE PUMP MARK - SEE SCHEDULE	NO	NUMBER
CU-1	CONDENSING UNIT MARK - SEE SCHEDULE	OA	OUTSIDE AIR
CWR	CHILLED WATER RETURN	OD	OUTSIDE DIAMETER
CWS	CHILLED WATER SUPPLY	PD	PRESSURE DROP
DN	DOWN	PH	PHASE
DSS-1	DUCTLESS SPLIT SYSTEM MARK - SEE SCHEDULE	PSIG	POUNDS PER SQUARE INCH GAGE
EAT	ENTERING AIR TEMPERATURE	%RH	PERCENT RELATIVE HUMIDITY
EDB	ENTERING DRY BULB	PRV	PRESSURE RELIEF VALVE
EMD	END OF MAIN DRIP	RA	RETURN AIR
EWB	ENTERING WET BULB	RBJ	RUN BETWEEN JOIST
EWT	ENTERING WATER TEMPERATURE	RIH-1	ROOF INTAKE HOOD MARK - SEE SCHEDULE
ESP	EXTERNAL STATIC PRESSURE	RLA	RATED LOAD AMPS
EXIST	EXISTING	RPM	REVOLUTIONS PER MINUTE
FD	FIRE DAMPER WITH ACCESS DOOR	RTJ	RUN THRU JOIST
FDB	DEGREE FAHRENHEIT DRY BULB	SA	SUPPLY AIR
FF	FINISHED FLOOR	SCT	SATURATED CONDENSING TEMPERATURE
FPM	FEET PER MINUTE	SEER	SEASONAL ENERGY EFFICIENCY RATING
FT	FEET	SF	SQUARE FEET
FWB	DEGREE FAHRENHEIT WET BULB	SP	STATIC PRESSURE
GA	GAUGE	SST	SATURATED SUCTION TEMPERATURE
GPH	GALLONS PER HOUR	TS	TIP SPEED
GPM	GALLONS PER MINUTE	T'STAT	THERMOSTAT
"HG	INCHES OF MERCURY	TYP	TYPICAL
HP	HORSE POWER	UH-1	UNIT HEATER MARK - SEE SCHEDULE
HWC	HOT WATER CONVERTER MARK - SEE SCHEDULE	VAV-1	VARIABLE AIR VOLUME UNIT AND MARK - SEE SCHEDULE
HWR	HOT WATER RETURN	"WC	INCHES WATER COLUMN
HWS	HOT WATER SUPPLY	WPD	WATER PRESSURE DROP
ID	INSIDE DIAMETER		

COURTHOUSE TNSP
 CAMDEN COUNTY
 NORTH CAROLINA

KEY PLAN:

Project #: 130277
 Drawing #: 130277 - FLOORPLAN
 Drawn: LAC / BPM
 Checked: RMK
 Approved: RMK
 Date: 02/14/2014
 Sheet #:
 Scale: AS SHOWN

REVISIONS:
 NUM. DATE DESCRIPTION

SHEET TITLE:
 MECHANICAL LEGEND,
 ABBREVIATIONS & NOTES
 SHEET NUMBER:

M1.1

MECHANICAL SPECIFICATIONS:

1. GENERAL
- 1.1. GENERAL REQUIREMENTS:
- 1.1.1. REQUIREMENTS UNDER DIVISION ONE AND THE GENERAL AND SUPPLEMENTARY CONDITIONS OF THESE SPECIFICATIONS SHALL BE A PART OF THIS SECTION. EACH CONTRACTOR SHALL BECOME THOROUGHLY ACQUAINTED WITH ITS CONTENTS AS TO REQUIREMENTS THAT AFFECT THIS DIVISION OR SECTION. THE WORK REQUIRED UNDER THIS SECTION INCLUDES MATERIAL, EQUIPMENT, APPLIANCES, TRANSPORTATION, SERVICES, AND LABOR REQUIRED TO COMPLETE THE ENTIRE SYSTEM AS REQUIRED BY THE DRAWINGS AND SPECIFICATIONS.
- 1.1.2. THE SPECIFICATIONS AND DRAWINGS FOR THE PROJECT ARE COMPLEMENTARY, AND PORTIONS OF THE WORK DESCRIBED IN ONE, SHALL BE PROVIDED AS IF DESCRIBED IN BOTH. IN THE EVENT OF DISCREPANCIES, NOTIFY THE ENGINEER AND/OR OWNER AND REQUEST CLARIFICATION PRIOR TO PROCEEDING WITH THE WORK INVOLVED.
- 1.2. INSPECTION OF THE SITE:
- 1.2.1. PRIOR TO SUBMITTING BID, THE CONTRACTOR SHALL VISIT THE SITE OF THE PROPOSED WORK AND BECOME FULLY INFORMED AS TO THE CONDITIONS UNDER WHICH THE WORK IS TO BE DONE. FAILURE TO DO SO WILL NOT BE CONSIDERED SUFFICIENT JUSTIFICATION TO REQUEST OR OBTAIN EXTRA COMPENSATION OVER AND ABOVE THE CONTRACT PRICE.
- 1.3. MATERIAL AND WORKMANSHIP:
- 1.3.1. PROVIDE NEW MATERIAL, EQUIPMENT, AND APPARATUS UNDER THIS CONTRACT UNLESS OTHERWISE STATED HEREIN, OF BEST QUALITY NORMALLY USED FOR THE PURPOSE IN GOOD COMMERCIAL PRACTICE, AND FREE FROM ANY DEFECTS. MODEL NUMBERS LISTED IN THE SPECIFICATIONS OR SHOWN ON THE DRAWINGS ARE NOT NECESSARILY INTENDED TO DESIGNATE THE REQUIRED TRIM, WRITTEN DESCRIPTIONS OF THE TRIM GOVERN MODEL NUMBERS.
- 1.3.2. WORK PERFORMED UNDER THIS CONTRACT SHALL PROVIDE A NEAT AND "WORKMANLIKE" APPEARANCE WHEN COMPLETED, TO THE SATISFACTION OF THE ARCHITECT AND ENGINEER. WORKMANSHIP SHALL BE THE FINEST POSSIBLE BY EXPERIENCED MECHANICS. INSTALLATIONS SHALL COMPLY WITH APPLICABLE CODES AND LAWS.
- 1.3.3. THE COMPLETE INSTALLATION SHALL FUNCTION AS DESIGNED AND INTENDED WITH RESPECT TO EFFICIENCY, CAPACITY, NOISE LEVEL, ETC. ABNORMAL NOISE CAUSED BY VIBRATING EQUIPMENT, PIPING, DUCTS, AIR DEVICES, AND SQUEAKS IN ROTATING COMPONENTS WILL NOT BE ACCEPTABLE. IN GENERAL, MATERIALS AND EQUIPMENT SHALL BE OF COMMERCIAL SPECIFICATION GRADE IN QUALITY. LIGHT DUTY AND RESIDENTIAL TYPE EQUIPMENT WILL NOT BE ACCEPTABLE.
- 1.3.4. REMOVE FROM THE PREMISES WASTE MATERIAL PRESENT AS A RESULT OF WORK, INCLUDING CARTONS, CRATING, PAPER, STICKERS, AND/OR EXCAVATION MATERIAL NOT USED IN BACKFILLING, ETC. CLEAN EQUIPMENT INSTALLED UNDER THIS CONTRACT TO A NEW AND CLEAN CONDITION AT THE TERMINATION OF WORK.
- 1.3.5. REPAIR OR REPLACE PUBLIC AND PRIVATE PROPERTY DAMAGED AS A RESULT OF WORK PERFORMED UNDER THIS CONTRACT TO THE SATISFACTION OF OWNER, ENGINEER AND AUTHORITIES HAVING JURISDICTION.
- 1.3.6. MISCELLANEOUS ITEMS NOT SHOWN ON THE PLANS BUT NECESSARY FOR A COMPLETE OPERABLE SYSTEM, SHALL BE SUPPLIED AND INSTALLED.
- 1.3.7. CONTRACTOR SHALL FURNISH AND INSTALL ALL EQUIPMENT AND MATERIALS FOR A COMPLETE INSTALLATION IN ALL RESPECTS READY OF INTENDED USE AND THE STRICT ACCORDANCE WITH STATE AND LOCAL CODES AND MANUFACTURER'S RECOMMENDATIONS. PAY NECESSARY FEES AND OBTAIN PERMITS. INITIATE, MAINTAIN AND SUPERVISE ALL SAFETY PRECAUTIONS AND PROCEDURES.
- 1.3.8. EQUIPMENT AND MATERIALS SHALL BE OF THE TYPE, SIZE AND MANUFACTURERS INDICATED ON THE DRAWINGS OR AN APPROVED EQUIVALENT.
- 1.3.9. THE CONTRACTOR SHALL SUPPLY AND INSTALL THE MATERIALS AND EQUIPMENT COVERED BY THE PLANS AND SPECIFICATIONS TO THE OWNER COMPLETE AND IN FIRST CLASS CONDITION IN EVERY RESPECT. HE SHALL GUARANTEE THAT THE MATERIAL, EQUIPMENT, AND WORKMANSHIP SUPPLIED AND INSTALLED BY HIM SHALL BE ENTIRELY FREE FROM DEFECTS AND THAT HE WILL REPAIR OR REPLACE AT HIS OWN EXPENSE, ANY MATERIALS, EQUIPMENT, AND WORKMANSHIP IN WHICH DEFECTS ARE FOUND.
- 1.4. COORDINATION:
- 1.4.1. COORDINATE WORK WITH THAT OF OTHER TRADES SO THAT THE VARIOUS COMPONENTS OF THE SYSTEMS WILL BE INSTALLED AT THE PROPER TIME, WILL FIT THE AVAILABLE SPACE, AND WILL ALLOW PROPER SERVICE ACCESS TO THOSE ITEMS REQUIRING MAINTENANCE. COMPONENTS WHICH ARE INSTALLED WITHOUT REGARD TO THE ABOVE SHALL BE RELOCATED AT NO ADDITIONAL COST TO THE OWNER.
- 1.4.2. UNLESS OTHERWISE INDICATED, THE CONTRACTOR WILL PROVIDE CHASES AND OPENINGS IN BUILDING CONSTRUCTION REQUIRED FOR THE INSTALLATION OF THE SYSTEMS SPECIFIED HEREIN. MECHANICAL CONTRACTOR SHALL FURNISH THE GENERAL CONTRACTOR WITH THE INFORMATION WHERE CHASES AND OPENINGS ARE REQUIRED. COORDINATE THE WORK OF THE OTHER TRADES ENGAGED IN THE CONSTRUCTION OF THE PROJECT, AND EXECUTE WORK IN A MANNER AS TO NOT INTERFERE WITH OR DELAY THE WORK OF OTHER TRADES.
- 1.4.3. FIGURED DIMENSIONS SHALL BE TAKEN IN PREFERENCE TO SCALE DIMENSIONS. THE CONTRACTOR SHALL TAKE HIS OWN MEASUREMENTS AT THE BUILDING, AS VARIATIONS MAY OCCUR. THE CONTRACTOR WILL BE HELD RESPONSIBLE FOR ERRORS THAT COULD HAVE BEEN AVOIDED BY PROPER CHECKING AND INSPECTION.
- 1.4.4. PROVIDE MATERIALS WITH TRIM THAT WILL PROPERLY FIT THE TYPES OF CEILING, WALL, OR FLOOR FINISHES ACTUALLY INSTALLED. MODEL NUMBERS LISTED IN THE SPECIFICATIONS OR SHOWN ON THE DRAWINGS ARE NOT INTENDED TO DESIGNATE THE REQUIRED TRIM.
- 1.4.5. MECHANICAL CONTRACTOR SHALL SUBMIT SHOP DRAWINGS FOR DUCTWORK LAYOUT TO THE CONSTRUCTION PROJECT MANAGER FOR OWNER APPROVAL PRIOR TO INSTALLATION.
- 1.4.6. CONTRACTOR TO SUBMIT 6 SETS (OWNER WILL RETURN 3 SETS NOTED WITH ACTION TAKEN) SPECIFICATIONS AND DETAIL FOR EQUIPMENT AND FABRICATED MATERIALS FOR OWNER'S APPROVAL PRIOR TO ISSUING PURCHASE ORDER. OWNER'S APPROVAL DOES NOT RELIEVE CONTRACTOR OF ANY RESPONSIBILITY FOR PERFORMANCE AND OPERATION.
- 1.5. ORDINANCES AND CODES:
- 1.5.1. WORK PERFORMED UNDER THIS CONTRACT SHALL, AT A MINIMUM, BE IN CONFORMANCE WITH APPLICABLE NATIONAL, STATE AND LOCAL CODES HAVING JURISDICTION. EQUIPMENT FURNISHED AND ASSOCIATED INSTALLATION WORK PERFORMED UNDER THIS CONTRACT SHALL BE IN STRICT COMPLIANCE WITH CURRENT APPLICABLE CODES ADOPTED BY THE LOCAL AUTHORITY HAVING JURISDICTION INCLUDING ANY AMENDMENTS AND STANDARDS AS SET FORTH BY THE NATIONAL FIRE PROTECTION ASSOCIATION (NFPA), UNDERWRITERS LABORATORIES (UL), OCCUPATIONAL SAFETY AND HEALTH ADMINISTRATION (OSHA), AMERICAN SOCIETY OF MECHANICAL ENGINEERS (ASME), AMERICAN SOCIETY OF HEATING, REFRIGERATION, AND AIR CONDITIONING ENGINEERS (ASHRAE), AMERICAN NATIONAL STANDARDS INSTITUTE (ANSI), AMERICAN SOCIETY OF TESTING MATERIALS (ASTM), AND OTHER NATIONAL STANDARDS AND CODES WHERE APPLICABLE. WHERE THE CONTRACT DOCUMENTS EXCEED THE REQUIREMENTS OF THEIR REFERENCED CODES, STANDARDS, ETC., THE CONTRACT DOCUMENTS SHALL TAKE PRECEDENCE.
- 1.5.2. PROCURE AND PAY FOR PERMITS AND LICENSES REQUIRED FOR THE ACCOMPLISHMENT OF THE WORK HEREIN DESCRIBED. WHERE REQUIRED, OBTAIN, PAY FOR AND FURNISH CERTIFICATES OF INSPECTION TO THE OWNER. THE CONTRACTOR WILL BE HELD RESPONSIBLE FOR VIOLATIONS OF THE LAW.
- 1.6. PROTECTION OF EQUIPMENT AND MATERIALS:
- 1.6.1. STORE AND PROTECT FROM DAMAGE EQUIPMENT AND MATERIALS DELIVERED TO JOB SITE. COVER WITH WATERPROOF, TEAR-RESISTANT, HEAVY TARP OR POLYETHYLENE PLASTIC AS REQUIRED TO PROTECT FROM PLASTER, DIRT, PAINT, WATER, OR PHYSICAL DAMAGE. EQUIPMENT AND MATERIAL THAT HAS BEEN DAMAGED BY CONSTRUCTION ACTIVITIES WILL BE REJECTED, AND MECHANICAL CONTRACTOR IS OBLIGED TO FURNISH NEW EQUIPMENT AND MATERIAL OF A LIKE KIND AS APPROVED BY OWNER.
- 1.6.2. KEEP PREMISES ROOM CLEAN FROM FOREIGN MATERIAL CREATED DURING WORK PERFORMED UNDER THIS CONTRACT. PIPING, EQUIPMENT, ETC., SHALL HAVE A NEAT AND CLEAN APPEARANCE AT THE TERMINATION OF THE WORK.
- 1.6.3. PLUG OR CAP OPEN ENDS OF DUCTWORK AND PIPING SYSTEMS WHILE STORED OR INSTALLED DURING CONSTRUCTION WHEN NOT IN USE TO PREVENT THE ENTRANCE OF DEBRIS INTO THE SYSTEMS.
- 1.7. OPERATION AND MAINTENANCE INSTRUCTIONS:
- 1.7.1. COMPILE A COMPLETE BROCHURE OF FIXTURES, MATERIALS, AND EQUIPMENT FURNISHED AND INSTALLED ON THIS PROJECT. INCLUDE OPERATIONAL AND MAINTENANCE INSTRUCTIONS, MANUFACTURER'S CATALOG SHEETS, WIRING DIAGRAMS, PARTS LISTS, APPROVED SHOP DRAWINGS, AND DESCRIPTIVE LITERATURE FURNISHED BY THE MANUFACTURER. INCLUDE AN INSIDE COVER SHEET THAT LISTS THE PROJECT NAME, DATE, OWNER, ARCHITECT, ENGINEER, GENERAL CONTRACTOR, SUBCONTRACTOR, AND AN INDEX OF CONTENTS.
- 1.7.2. SUBMIT COPIES OF LITERATURE BOUND IN APPROVED BINDERS TO THE ARCHITECT AND OWNER AT THE TERMINATION OF THE WORK. PAPER CLIPS, STAPLES, RUBBER BANDS, AND MAILING ENVELOPES ARE NOT CONSIDERED APPROVED BINDERS. FINAL APPROVAL OF MECHANICAL WILL BE WITHHELD UNTIL THIS EQUIPMENT BROCHURE IS DEEMED COMPLETE BY THE ARCHITECT, ENGINEER, AND OWNER.
- 1.8. WARRANTIES:
- 1.8.1. WARRANT EACH SYSTEM AND EACH ELEMENT THEREOF AGAINST ALL DEFECTS DUE TO FAULTY WORKMANSHIP, DESIGN OR MATERIAL FOR A PERIOD OF 12 MONTHS OF DATE OF SUBSTANTIAL COMPLETION (COMPRESSORS IN AIR CONDITIONING AND REFRIGERATION EQUIPMENT WITH A 60 MONTH WARRANTY), UNLESS SPECIFIC ITEMS ARE NOTED TO CARRY A LONGER WARRANTY IN THE CONSTRUCTION DOCUMENTS OR MANUFACTURER'S STANDARD WARRANTY EXCEEDS 12 MONTHS. REMEDY ALL DEFECTS, OCCURRING WITHIN THE WARRANTY PERIOD(S), AS STATED IN THE GENERAL CONDITIONS AND DIVISION 1.
- 1.8.2. WARRANTIES SHALL INCLUDE LABOR AND MATERIAL. MAKE REPAIRS OR REPLACEMENTS WITHOUT ANY ADDITIONAL COSTS TO THE OWNER.
- 1.8.3. PERFORM THE REMEDIAL WORK PROMPTLY, UPON WRITTEN NOTICE FROM THE ENGINEER OR OWNER.
- 1.8.4. AT THE TIME OF SUBSTANTIAL COMPLETION, DELIVER TO THE OWNER ALL WARRANTIES, IN WRITING AND PROPERLY EXECUTED, INCLUDING TERM LIMITS FOR WARRANTIES EXTENDING BEYOND THE ONE YEAR PERIOD, EACH WARRANTY INSTRUMENT BEING ADDRESSED TO THE OWNER AND STATING THE COMMENCEMENT DATE AND TERM.
- 1.9. CUTTING AND PATCHING:
- 1.9.1. PERFORM CUTTING OF WALLS, FLOORS, CEILINGS, ETC., AS REQUIRED TO INSTALL WORK UNDER THIS SECTION. OBTAIN PERMISSION FROM THE ARCHITECT PRIOR TO CUTTING. DO NOT CUT OR DISTURB STRUCTURAL MEMBERS WITHOUT PRIOR APPROVAL FROM THE ARCHITECT. CUT HOLES AS SMALL AS POSSIBLE. PATCH WALLS, FLOORS, ETC., AS REQUIRED BY WORK UNDER THIS SECTION. PATCHING SHALL MATCH THE ORIGINAL MATERIAL AND CONSTRUCTION. REPAIR AND REFINISH AREAS DISTURBED BY WORK TO THE CONDITION OF ADJOINING SURFACES IN A MANNER SATISFACTORY TO THE ARCHITECT.
- 1.10. ROUGH-IN:
- 1.10.1. COORDINATE WITHOUT DELAY ROUGH-IN WITH GENERAL CONSTRUCTION. CONCEAL PIPING AND CONDUIT ROUGH-IN EXCEPT IN UNFINISHED AREAS AND WHERE OTHERWISE SHOWN.
- 1.10.2. RUN ALL PIPING AND DUCTWORK NEAT AND PARALLEL TO THE BUILDING STRUCTURE UNLESS OTHERWISE NOTED.
- 1.11. STRUCTURAL STEEL:
- 1.11.1. STRUCTURAL STEEL USED FOR PIPE SUPPORTS, EQUIPMENT SUPPORTS, ETC., SHALL BE NEW, CLEAN, AND CONFORM TO ASTM DESIGNATION A-36.
- 1.11.2. SUPPORT EQUIPMENT AND PIPING FROM THE BUILDING STRUCTURE. DO NOT SUPPORT EQUIPMENT FROM CEILINGS, OTHER PLUMBING, MECHANICAL, FIRE PROTECTION, OR ELECTRICAL COMPONENTS, AND OTHER NON-STRUCTURAL ELEMENTS.
- 1.12. ACCESS DOORS:
- 1.12.1. PROVIDE ACCESS DOORS IN CEILINGS AND WALL WHERE INDICATED OR REQUIRED FOR ACCESS TO CONCEALED VALVES, DAMPERS, AND EQUIPMENT INSTALLED UNDER THIS SECTION. PROVIDE CONCEALED HINGES, SCREWDRIVER-TYPE LOCK, ANCHOR STRAPS; MANUFACTURED BY MILCOR, ZURN, TITUS OR EQUAL. OBTAIN ARCHITECT'S APPROVAL OF TYPE, SIZE, LOCATION, AND COLOR BEFORE ORDERING.
- 1.13. PENETRATIONS:
- 1.13.1. SEAL FLOOR, EXTERIOR WALL AND ROOF PENETRATIONS WATER AND WEATHER TIGHT WITH APPROPRIATE NON-SHRINK, NON-HARDENING COMMERCIAL CONSTRUCTION SEALANT. SEAL ROOF PENETRATIONS WITH 4 POUND PER SQUARE FOOT LEAD FLASHING. PROVIDE A SLEEVE, AND SEAL NON-FIRE-RATED FLOOR AND WALL PENETRATIONS WITH FIBERGLASS PACKING AND SILICONE CAULK (FOR ACOUSTICAL INSULATION).
- 1.13.2. COORDINATE FIRE RATING REQUIREMENTS AND LOCATIONS WITH THE ARCHITECTURAL DRAWINGS OR EXISTING BUILDING CONDITIONS AND RATINGS. SEAL PENETRATIONS OF FIRE-RATED ASSEMBLIES WITH 3M # CP-25 FIRE BARRIER CAULK (PROVIDE THICKNESS AND METHOD AS REQUIRED AND RECOMMENDED BY MANUFACTURER) TO MAINTAIN THE FIRE RESISTANCE RATING OF FIRE-RATED ASSEMBLIES.
- 1.13.3. SEAL EXTERIOR WALL PENETRATIONS BELOW GRADE WITH CASE IRON WALL PIPES AND MODULAR MECHANICAL SLEEVE SEALS, MANUFACTURED BY THUNDERLINE/LINK SEAL, CALPICO, INC, METRAFLEX OR APPROVED EQUAL.
- 1.13.4. PROVIDE SLEEVE FOR HORIZONTAL PIPE PASSING THROUGH OR UNDER FOUNDATION. SLEEVES SHALL BE CAST IRON SOIL PIPE TWO NOMINAL PIPE SIZES LARGER THAN THE PIPE SERVED. SEAL WATER-TIGHT WITH SILICON CAULK.
2. HEATING, VENTILATION, AND AIR CONDITIONING
- 2.1. DUCTWORK:
- 2.1.1. PROVIDE ANY DUCTWORK NECESSARY FOR A COMPLETE INSTALLATION OF HVAC SYSTEMS (INCLUDING EXHAUST SYSTEMS AND MAKE-UP AIR SYSTEMS). ALL DUCTWORK IDENTIFICATION AND INSTALLATION TO ADHERE TO SMACNA STANDARDS AND ALL GOVERNING CODES.
- 2.1.2. DUCTWORK SHALL BE GALVANIZED STEEL, CONSTRUCTED AND INSTALLED AS RECOMMENDED BY SMACNA AND INSULATED WITH 2" THICK FIBERGLASS DUCT WRAP WITH FOIL VAPOR BARRIER JACKET. SHEET METAL GAUGES SHALL BE IN ACCORDANCE WITH SMACNA. FLEXIBLE DUCTWORK SHALL BE FACTORY INSULATED WITH VAPOR BARRIER JACKET.
- 2.1.3. DUCTWORK CONNECTIONS TO AIR DEVICES MUST BE MADE WITH HARD PIPE ELBOWS, COVERED WITH SLEEVE INSULATION. FLEX DUCT MUST NOT BE UTILIZED FOR A 90 DEGREE CONNECTION TO AN AIR DEVICE.
- 2.1.4. BALANCING DAMPERS WITH DOUBLE LOCKING QUADS SHALL BE PROVIDED IN ALL ROUND DUCT TAKE-OFFS FROM THE MAIN TRUNKS, UNLESS OTHERWISE NOTED ON PLANS.
- 2.1.5. A MAXIMUM OF 7'-0" OF FLEX DUCT MAY BE USED FOR FINAL CONNECTION OF SUPPLY AIR DIFFUSERS AND GRILLES.
- 2.1.6. FLEX DUCT MUST BE PROPERLY SUPPORTED WITH ONE INCH STRAPS AND CUT TO PROPER LENGTH TO PREVENT SAGGING.
- 2.1.7. FLEX DUCT SHALL BE OWENS-CORNING FOIL-BACK HIGH QUALITY UL APPROVED. PLASTIC WRAPPED FLEX DUCT IS NOT ACCEPTABLE. FLEXIBLE DUCTWORK MAYBE USED FOR RUN-OUTS TO AIR DISTRIBUTION DEVICES AS INDICATED BUT SHALL NOT BE USED IN NON-ACCESSIBLE, CONCEALED SPACES.
- 2.1.8. RIGID DUCT SHALL BE USED FOR RETURN EXHAUST AND MAKE-UP AIR.
- 2.2. INSULATION:
- 2.2.1. SUPPLY AND RETURN DUCTWORK INSIDE THE BUILDING SHALL BE INSULATED WITH 2" THICK EXTERIOR FIBERGLASS DUCT WRAP WITH A VAPOR BARRIER, SEAL ALL JOINTS AND LAPS TO MAINTAIN VAPOR BARRIER.
- 2.2.2. DEDICATED OUTSIDE AIR SUPPLY AND RELIEF DUCTWORK INSIDE THE BUILDING SHALL BE INSULATED WITH 2" THICK DUCT WRAP WITH A MINIMUM R-VALUE OF 6.0.
- 2.3. FINAL TESTING AND ADJUSTMENTS:
- 2.3.1. AIR BALANCE SHALL BE PERFORMED AT THE COMPLETION OF THE PROJECT. BALANCE EACH SUPPLY, RETURN, OUTSIDE AIR DEVICE WITHIN 5% OF REQUIREMENTS AND FURNISH AN AABC OR NEBB CERTIFIED REPORT TO THE OWNER AND ENGINEER. THE ENTIRE HVAC SYSTEM MUST BE FULLY OPERABLE, BALANCED, AND APPROVED BY OWNER'S REPRESENTATIVE ON OR BEFORE THE DAY OF SUBSTANTIAL COMPLETION.
- 2.3.2. ADJUST THERMOSTATS AND CONTROL DEVICES TO OPERATE AS INTENDED. ADJUST PUMPS, FANS, ETC. FOR PROPER AND EFFICIENT OPERATION. CERTIFY TO ARCHITECT THAT ADJUSTMENTS HAVE BEEN MADE AND THAT SYSTEMS IS OPERATING SATISFACTORILY. CALIBRATE, SET AND ADJUST AUTOMATIC TEMPERATURE CONTROLS. CHECK PROPER SEQUENCES OF INTERLOCK SYSTEMS, AND OPERATION OF SAFETY CONTROLS.
- 2.4. DIFFUSERS AND GRILLES:
- 2.4.1. ALL SUPPLY AND RETURN AIR DEVICES SHALL BE INSTALLED BY THE CONTRACTOR.
- 2.4.2. ALL AIR TERMINAL DEVICES SHALL BE INSTALLED AS SHOWN ON THE PLANS IN ORDER TO HANDLE THE DESIGNED AIR FLOW CAPACITIES WITH A MINIMUM AMOUNT OF NOISE AND STATIC PRESSURE, PROVIDE BALANCING DAMPERS FOR ALL AIR FLOW DEVICES TO ALLOW ADJUSTMENT WITH A LOCKING SET POINT. ROOM OPERATED SLIDE ACTUATED DAMPERS ON SUPPLY GRILLES DO NOT MEET THE REQUIREMENTS OF A BALANCING DAMPER.
- 2.5. CONDENSATE DRAINS:
- 2.5.1. THE MECHANICAL CONTRACTOR SHALL PROVIDE AND INSTALL AS A MINIMUM A 4" DEEP P-TRAP ON CONDENSATE DRAIN OUTLETS WHERE THE CONDENSATE WATER WILL EXIT THE P-TRAP AT A POINT 1" LOWER THAN THE DRAIN CONNECTION AT THE UNIT. THE MECHANICAL CONTRACTOR SHALL PROVIDE AND INSTALL CONDENSATE LINES AS REQUIRED TO MEET LOCAL CODES AND AS SHOWN ON THE MECHANICAL PLANS. THESE LINES SHALL BE SLOPED AWAY FROM THE UNITS, SUPPORTED AS REQUIRED TO ASSURE PROPER FLOW, AND AT THE MECHANICAL CONTRACTOR'S OPTION, CONDENSATE DRAIN LINES MAY BE SCHEDULE 40 PVC OR COPPER. ALL JOINTS SHALL BE SECURELY GLUED OR SOLDERED AS REQUIRED. INSULATE 3/4" THICK PIPE INSULATION WHERE REQUIRED.
- 2.6. CONTROLS:
- 2.6.1. MECHANICAL CONTRACTOR SHALL BE RESPONSIBLE FOR SUPPLYING AND INSTALLING A COMPLETE OPERATIVE SYSTEM OF CONTROLS, INCLUDING THERMOSTATS, HUMIDISTATS, CONTROL DEVICES, AND CONTROL WIRING.
- 2.6.2. SMOKE DETECTORS AND SAMPLING TUBES PROVIDED AND INSTALLED TO THE UNITS AND IN THE DUCTWORK BY THE MECHANICAL CONTRACTOR. THE SMOKE DETECTORS SHALL DISABLE HVAC UNIT OPERATION UPON ACTIVATION.
- 2.7. ELECTRICAL:
- 2.7.1. LOW VOLTAGE WIRING - ALL PROVISIONS FOR LOW VOLTAGE WIRING SHALL BE PERFORMED BY THE MECHANICAL CONTRACTOR UNLESS CODES OR LABOR SITUATIONS DO NOT PERMIT. IF THE MECHANICAL CONTRACTOR CAN NOT PERFORM LOW VOLTAGE WIRING, THE MECHANICAL CONTRACTOR SHALL INFORM THE GENERAL CONTRACTOR, AS A PART OF THE HVAC BID DOCUMENT, TO HAVE THE ELECTRICAL SUBCONTRACTOR INCLUDE HIS WORK IN THEIR BID.
- 2.7.2. POWER WIRING - ALL ELECTRICAL POWER WIRING TO INCLUDE FINAL CONNECTIONS SHALL BE PROVIDED BY THE GENERAL CONTRACTOR'S ELECTRICAL SUBCONTRACTOR.
- 2.7.3. MOTOR STARTERS SHALL BE PROVIDED BY THE MECHANICAL CONTRACTOR AND TURNED OVER TO THE ELECTRICAL CONTRACTOR FOR INSTALLATION.
- 2.8. REFRIGERATION LINES:
- 2.8.1. REFRIGERATION LINE SETS FOR HVAC UNITS ARE TO BE PROVIDED WITH THE EQUIPMENT AND SIZED BY THE MANUFACTURER BASED ON ACTUAL JOB SITE CONDITIONS INCLUDING LENGTH AND ELEVATION CHANGES, AND INSTALLED BY THE CONTRACTOR.
- 2.8.2. INSULATE ALL REFRIGERANT LIQUID LINES AND PROVIDE AN ALL WEATHER COATING ON EXTERIOR INSULATION.
- 2.9. MECHANICAL CONTRACTOR RESPONSIBILITIES:
- 2.9.1. AFTER COMPLETION OF THE WORK DESCRIBED IN THIS SPECIFICATION AND SHOWN ON THE DRAWINGS, THE MECHANICAL CONTRACTOR SHALL THOROUGHLY CLEAN ALL EXPOSED EQUIPMENT, REMOVING ALL LABELS AND STICKERS NOT CONTAINING OPERATION INSTRUCTION. MECHANICAL CONTRACTOR SHALL REMOVE CRATING DEBRIS. LEAVING THE INSTALLATION FINISHED AND READY FOR OPERATION, TO INCLUDING CLEAN FILTERS IN AIR HANDLING UNITS.
- 2.9.2. TEST AND DEMONSTRATE TO THE OWNER THE ENTIRE SYSTEM IN ALL MODES OF OPERATION TO INSURE PROPER OPERATION.



CAMDEN COUNTY BOARD OF ELECTIONS & HISTORICAL MUSEUM BUILDING & SITE RENOVATION PLAN

COURTHOUSE TNSP
CAMDEN COUNTY
NORTH CAROLINA

KEY PLAN:


Project #: 130277
Drawing #: 130277 - FLOORPLAN
Drawn: LAC / BPM
Checked: RMK
Approved: RMK
Date: 02/14/2014
Sheet #: -
Scale: AS SHOWN

REVISIONS:	NUM.	DATE	DESCRIPTION

SHEET TITLE:
MECHANICAL SPECIFICATIONS

SHEET NUMBER:

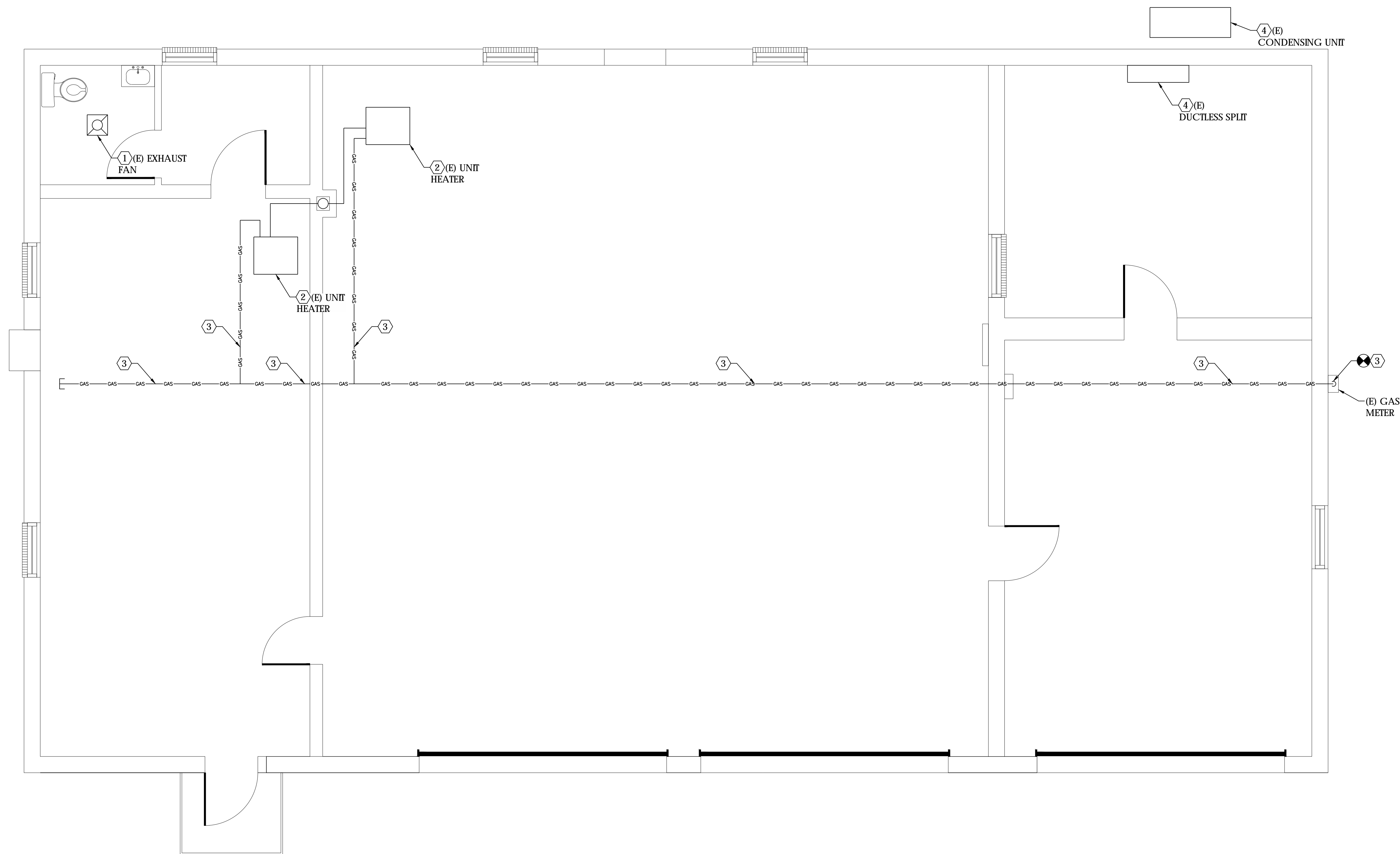
M1.2



CAMDEN COUNTY BOARD OF ELECTIONS & HISTORICAL MUSEUM BUILDING & SITE RENOVATION PLAN

DEMO WORK NOTES: (THIS SHEET ONLY)

- ① REMOVE EXISTING EXHAUST FAN AND ASSOCIATED DUCTWORK. PATCH ROOF TO MATCH EXISTING.
- ② REMOVE EXISTING GAS-FIRED UNIT HEATER WILL BE REMOVED BY OWNER. CONTRACTOR SHALL REMOVE ALL ASSOCIATED DUCTWORK, PIPING AND HARDWARE.
- ③ REMOVE EXISTING GAS PIPING FROM GAS-FIRED UNIT HEATER BACK TO GAS METER. REMOVE ALL EXISTING HARDWARE AND CAP GAS PIPE AT METER.
- ④ REMOVE EXISTING DUCTLESS SPLIT SYSTEM AND CONDENSING UNIT WILL BE REMOVED BY OWNER. CONTRACTOR SHALL REMOVE PIPING AND HARDWARE. PATCH WALL TO MATCH EXISTING.



COURTHOUSE TNSP
 CAMDEN COUNTY
 NORTH CAROLINA

KEY PLAN:

Project #: 130277
 Drawing #: 130277 - FLOORPLAN
 Drawn: LAC / BPM
 Checked: RMIK
 Approved: RMIK
 Date: 02/14/2014
 Sheet #:
 Scale: AS SHOWN

REVISIONS:	NUM.	DATE	DESCRIPTION


SHEET TITLE:
 MECHANICAL DEMO WORK PLAN


SHEET NUMBER:

M2.1

MECHANICAL DEMO WORK PLAN
 SCALE: 3/8" = 1'-0"

GRAPHIC SCALE

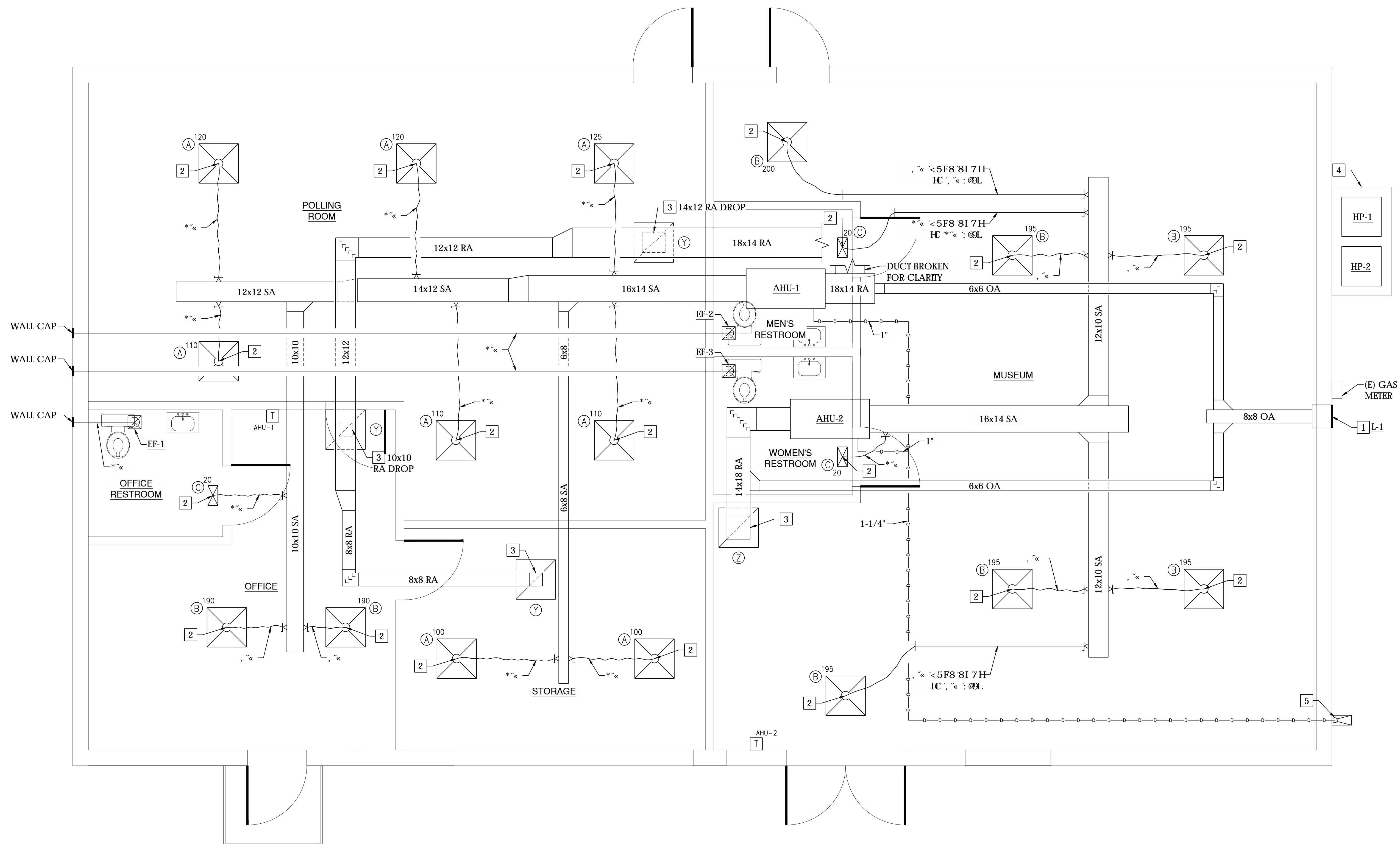




CAMDEN COUNTY BOARD OF ELECTIONS & HISTORICAL MUSEUM BUILDING & SITE RENOVATION PLAN

NEW WORK NOTES: (THIS SHEET ONLY)

- 1 PROVIDE 12" DEEP OUTSIDE AIR PLENUM FULL SIZE OF LOUVER IN EXISTING GABLE VENT OPENING. PATCH REMAINING OPENING TO MATCH EXISTING.
- 2 PROVIDE PENETRATION THROUGH EXISTING WOOD SHEATHING ON BOTTOM SIDE OF ROOF TRUSSES AS REQUIRED FOR SUPPLY AIR DUCT DROP TO DIFFUSER.
- 3 PROVIDE PENETRATION THROUGH EXISTING WOOD SHEATHING ON BOTTOM SIDE OF ROOF TRUSSES AS REQUIRED FOR RETURN AIR DUCT DROP TO GRILLE.
- 4 4" HOUSEKEEPING PAD TO EXTEND 6" BEYOND UNITS IN ALL DIRECTIONS; PAD SHALL EXTEND TO WALL ON BACK SIDE OF UNITS. MAINTAIN ALL MANUFACTURER'S RECOMMENDED CLEARANCES.
- 5 RUN CONDENSATE DRAIN IN ATTIC, RUN DOWN IN WALL AND TURN OUT AT 18" AFG AND SPILL ON SPLASH BLOCK. MINIMUM SLOPE SHALL BE 1/4" PER FOOT IN DIRECTION OF FLOW.



COURTHOUSE TNSP
 CAMDEN COUNTY
 NORTH CAROLINA

KEY PLAN:

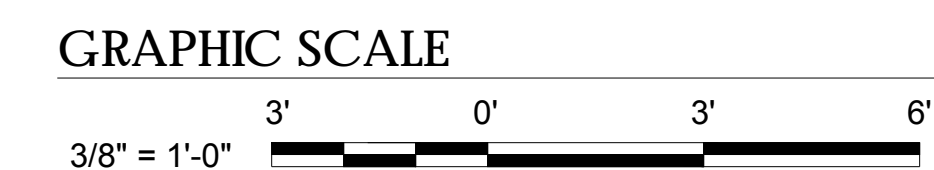
Project #: 130277
 Drawing #: 130277 - FLOORPLAN
 Drawn: LAC / BPM
 Checked: RMK
 Approved: RMK
 Date: 02/14/2014
 Sheet #:
 Scale: AS SHOWN

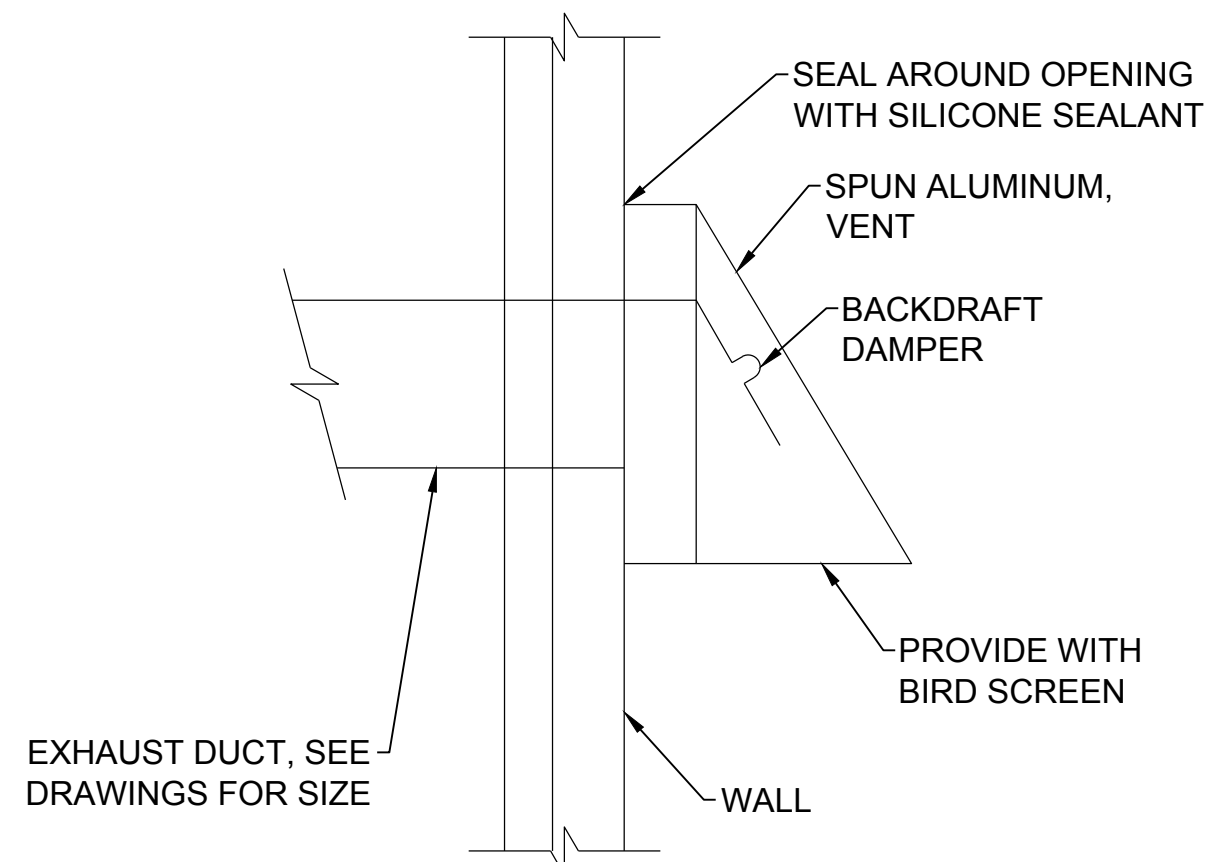
REVISIONS:
 NUM. DATE DESCRIPTION

SHEET TITLE:
 MECHANICAL NEW WORK PLAN

SHEET NUMBER:
M3.1

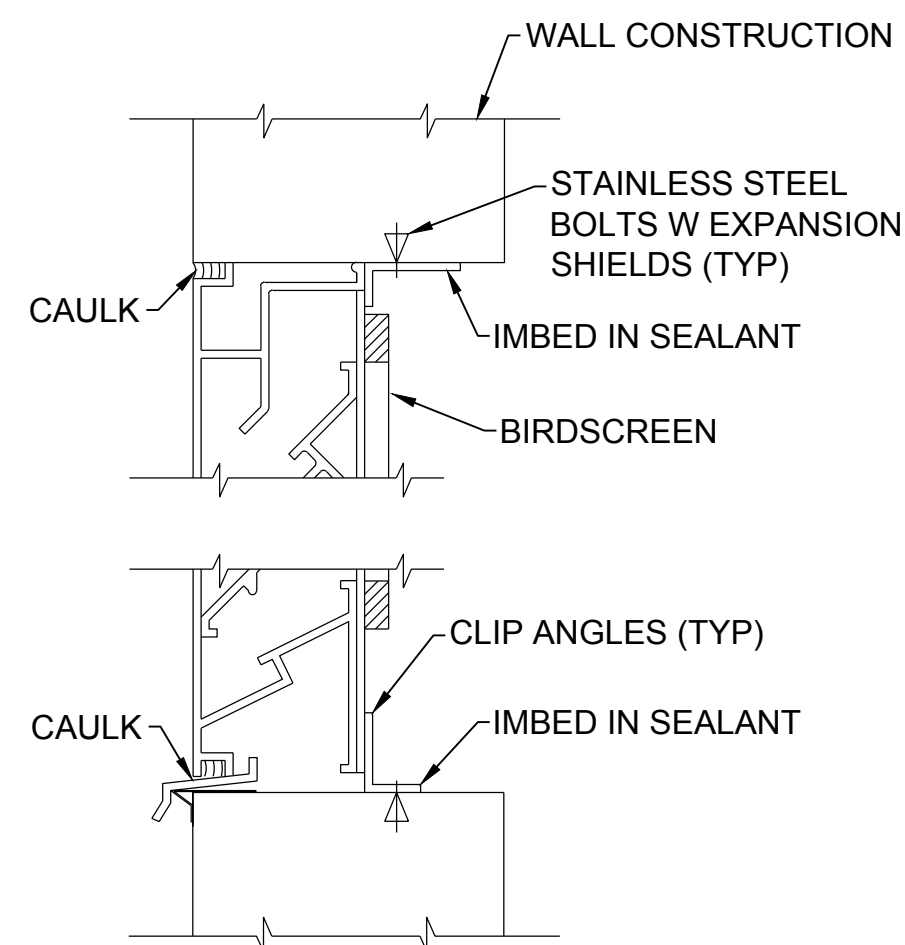
MECHANICAL NEW WORK PLAN
 SCALE: 3/8" = 1'-0"





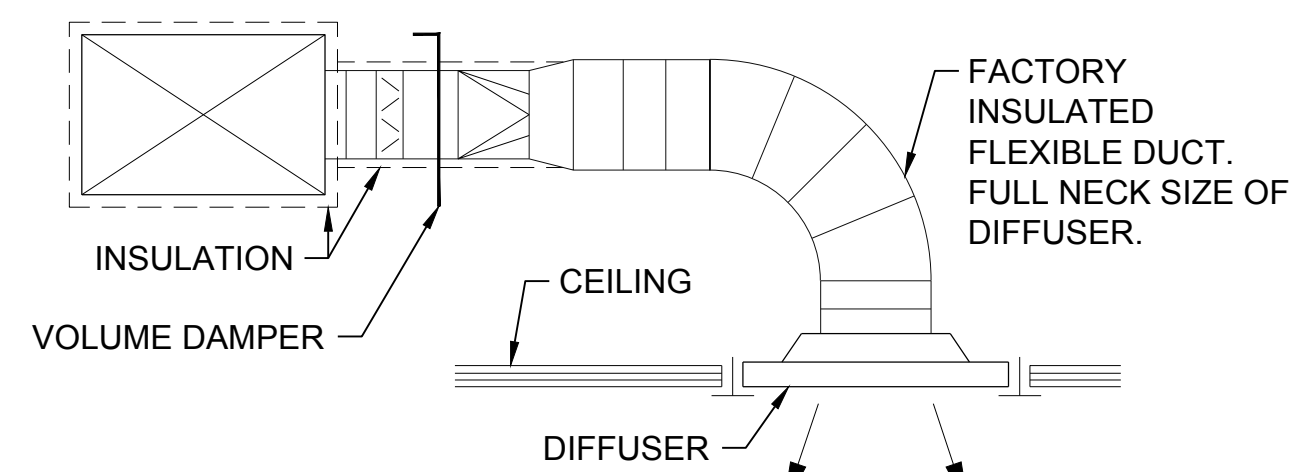
EXHAUST WALL CAP DETAIL

NO SCALE



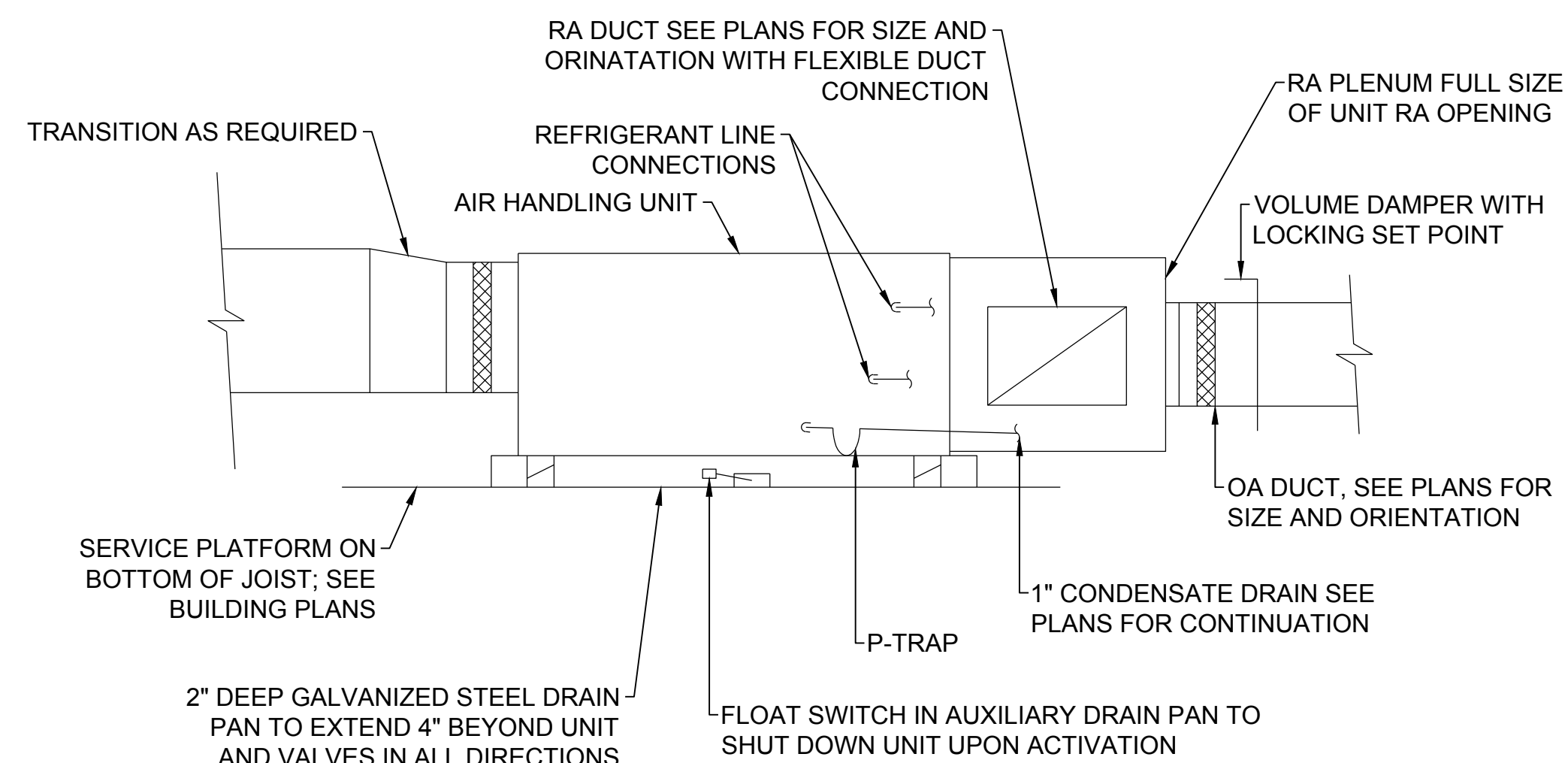
TYPICAL LOUVER DETAIL

NO SCALE



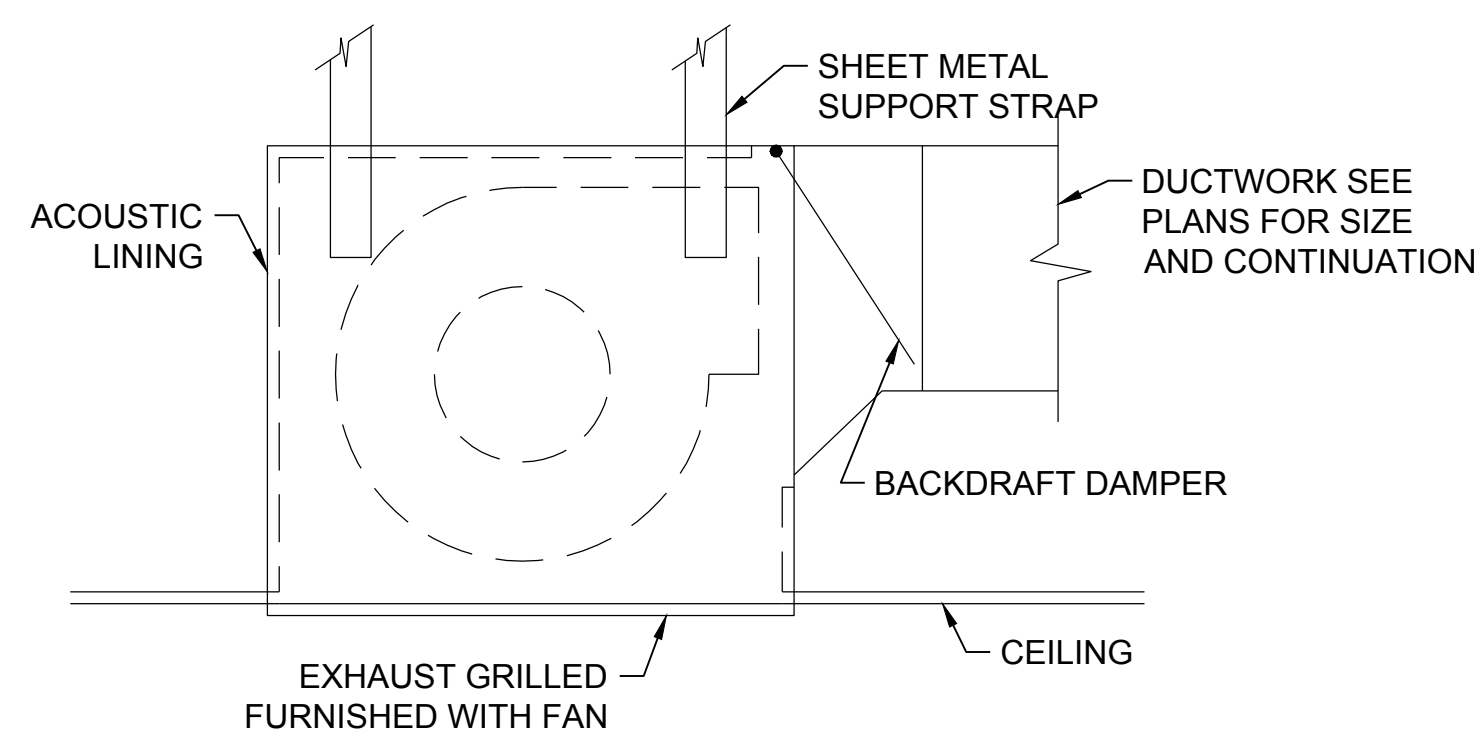
FLEXIBLE DUCT CONNECTION DETAIL

NO SCALE



HORIZONTAL AIR HANDLING UNIT DETAIL

NO SCALE



EXHAUST FAN DETAIL

NO SCALE

SEQUENCE OF OPERATIONS

AIR HANDLING UNITS (AHU-1 & AHU-2)

A STAND ALONE THERMOSTAT/CONTROLLER AND A HUMIDISTAT SHALL WORK IN CONJUNCTION SENSOR TO CONTROL THE HEAT PUMP AS FOLLOWS:

HEATING/COOLING AND HUMIDITY

ON A FALL IN SPACE TEMPERATURE TO THE HEATING SET POINT OF THE THERMOSTAT/CONTROLLER, THE THERMOSTAT/CONTROLLER SHALL ENERGIZE THE HEAT PUMP IN THE HEATING CYCLE. ON A FURTHER FALL IN SPACE TEMPERATURE, THE THERMOSTAT/CONTROLLER SHALL MODULATE ON THE ELECTRIC HEAT, ON A RISE IN SPACE TEMPERATURE THE REVERSE SHALL OCCUR.

ON A RISE IN SPACE TEMPERATURE ABOVE THE ROOM SET POINT (ADJUSTABLE), THE THERMOSTAT/CONTROLLER SHALL STAGE ON MECHANICAL COOLING. ON A FALL IN SPACE TEMPERATURE THE REVERSE SHALL OCCUR.

ON A RISE IN SPACE HUMIDITY TO THE SET POINT OF THE HUMIDSTAT, THE HUMIDSTAT SHALL STAGE ON MECHANICAL COOLING. SHOULD THE DEHUMIDIFICATION PROCESS CAUSE THE SPACE TO OVER COOL, THE THERMOSTAT/CONTROLLER SHALL STAGE THE ELECTRIC HEAT TO MAINTAIN THE SPACE HEATING SET POINT.

DURING THE UNOCCUPIED MODE, THE HEAT PUMP SHALL BE CYCLED AT A REDUCED HEATING SET POINT AND A RAISED COOLING SET POINT AND THE OUTSIDE AIR DAMPER SHALL CLOSE

EXHAUST FANS (EF-1, EF-2, EF-3 & EF-4)

THE EXHAUST FAN SHALL BE CONTROLLED BY THE ROOM LIGHT SWITCH SUCH THAT WHEN THE LIGHTS ARE ON THE FAN SHALL RUN.

LOUVER SCHEDULE											
MARK	MFG/ MODEL	SERVICE	EQUIPMENT SERVED	SIZE		MINIMUM FREE AREA SF	AIRFLOW CFM	APD \"WC	MOTORIZED DAMPER	MATERIAL	REMARKS
				WIDTH INCHES	HEIGHT INCHES						
L-1	PENN / ASA	INTAKE	AHU-1 & AHU-2	14	12	0.42	215	.07	NO	ALUMINUM	① ② ③ ④

NOTES:
 ① DRAINABLE STORM BLADE LOUVER.
 ② PROVIDE WITH BIRD SCREEN.
 ③ COLOR TO BE SELECTED BY ENGINEER
 ④ PROVIDE INSULATED PLENUM 12\"/>

EXHAUST FAN SCHEDULE														
MARK	MANUFACTURER/ MODEL	TYPE	LOCATION	AIR FLOW CFM	ESP \"WC	MAX TS FPM	MOTOR HP	FAN RPM	ELECTRIC SERVICE		MOTOR STARTER		DRIVE	REMARKS
									VOLTS	PH	SIZE	TYPE		
EF-1	PENN/Z3	CEILING CABINET	OFFICE RESTROOM	75	0.125	1200	0.016	1550	120	1	0	2	D	① ② ③ ④
EF-2	PENN/Z3	CEILING CABINET	MEN'S RESTROOM	75	0.125	1200	0.016	1550	120	1	0	2	D	① ② ③ ④
EF-3	PENN/Z3	CEILING CABINET	WOMEN'S RESTROOM	75	0.125	1200	0.016	1550	120	1	0	2	D	① ② ③ ④

NOTES:
 ① PROVIDE WITH BACKDRAFT DAMPER.
 ② PROVIDE WITH WALL CAP AND BIRD SCREEN
 ③ CONTROLLED BY ROOM LIGHT SWITCH
 ④ PROVIDE WITH CEILING FACE GRILLE

GRILLE, REGISTER & DIFFUSER SCHEDULE							
MARK	MANUFACTURER/ MODEL	TYPE	SERVICE	NECK SIZE INCHES	APD \"WC	MATERIALS	REMARKS
Ⓐ	ANEMOSTAT MODEL D	LAY-IN	CEILING SUPPLY	6x6	.05	ALUMINUM	①
Ⓑ	ANEMOSTAT MODEL D	LAY-IN	CEILING SUPPLY	9x9	.05	ALUMINUM	①
Ⓒ	ANEMOSTAT MODEL D	LAY-IN	CEILING SUPPLY	9x6	.05	ALUMINUM	①
Ⓜ	ANEMOSTAT MODEL 3HS	LAY-IN	CEILING RETURN	8x8	.03	ALUMINUM	①
Ⓧ	ANEMOSTAT MODEL 3HS	LAY-IN	CEILING RETURN	12x12	.03	ALUMINUM	①
Ⓨ	ANEMOSTAT MODEL 3HS	LAY-IN	CEILING RETURN	14x14	.03	ALUMINUM	①
Ⓩ	ANEMOSTAT MODEL 3HS	LAY-IN	CEILING RETURN	20x20	.03	ALUMINUM	①

NOTES: ① COLOR TO BE SELECTED BY ENGINEER

SPLIT SYSTEM INDOOR FAN COIL UNIT SCHEDULE																							
MARK	MANUFACTURER/ MODEL	FAN DATA				COOLING CAPACITY						HEATING CAPACITY			ELECTRIC HEATER		ELECTRIC SERVICE ⑥				REMARKS		
		AIR FLOW CFM	OA CFM	ESP \"WC	MOTOR HP	TOTAL MBH	SENSIBLE MBH	EAT		LAT		TOTAL MBH	EAT \"FDB	LAT \"FDB	KW	MBH	NO. STAGES	TOTAL FLA	MCA	MOCP		VOLTS	PH
								\"FDB	\"FWB	\"FDB	\"FWB												
AHU-1	TRANE / TAM4A0B42S	1290	105	0.5	0.5	38.2	34.8	79.9	63.3	54.5	52.7	27.9	65.4	85.4	9.6	32.8	1	42.7	54.0	60.0	240	1	① ② ③ ④ ⑤
AHU-2	TRANE / TAM40B42S	1220	110	0.5	0.5	37.9	30.6	77.3	63.2	53.9	52.2	27.8	64.6	85.6	9.6	32.8	1	42.7	54.0	60.0	240	1	① ② ③ ④ ⑤

NOTES:
 ① PROVIDE WITH PROGRAMMABLE SMART WALL MOUNTED THERMOSTAT/HUMIDISTAT WITH TAMPER PROOF SETTINGS. THERMOSTAT/HUMIDISTAT SHALL HAVE THE CAPACITY TO OPERATE THE UNIT IN A DEHUMIDIFICATION MODE WITH REHEAT.
 ② PROVIDE WITH 2\"/>

AIR COOLED OUTDOOR SPLIT SYSTEM HEAT PUMP UNIT SCHEDULE																	
MARK	MANUFACTURER/ MODEL	SERVES	COOLING CAPACITY MBH ①	MIN SEER	HEATING CAPACITY MBH ②	MIN COP	REFRIGERANT TYPE	NUMBER OF COMPRESSORS	ELECTRIC SERVICE					REMARKS			
									TOTAL FLA	MCA	MOCP	VOLTS	PH				
HP-1	TRANE / 4TWB3042B1	AHU-1	34.8	13.0	27.9	2.48	R-410A	1	19.9	26.0	45.0	240	1	① ② ③ ④ ⑤			
HP-2	TRANE / 4TWB3042B1	AHU-2	37.8	13.0	27.8	2.48	R-410A	1	19.9	26.0	45.0	240	1	① ② ③ ④ ⑤			

NOTES:
 ① BASED ON 95\"/>

HYMAN ROBEY
 SOLUTIONS FROM THE GROUND UP
 Hyman & Robey, PC
 150 US Hwy 158 E.
 PO Box 339
 Camden, NC 27921
 (252) 338-2913
 (252) 338-5552 fax
 www.hymanrobery.com
 License C-0598



CAMDEN COUNTY BOARD OF ELECTIONS & HISTORICAL MUSEUM BUILDING & SITE RENOVATION PLAN

COURTHOUSE TNSP
 CAMDEN COUNTY
 NORTH CAROLINA

KEY PLAN:
 Project #: 130277
 Drawing #: 130277 - FLOORPLAN
 Drawn: LAC / BPM
 Checked: RMK
 Approved: RMK
 Date: 02/14/2014
 Sheet #: -
 Scale: AS SHOWN

REVISIONS:
 NUM. DATE DESCRIPTION
 SHEET TITLE:
 MECHANICAL DETAILS

SHEET NUMBER:
M4.1

LEGEND

NOTE: ALL SYMBOLS BELOW MAY NOT BE USED ON PLANS, SYMBOLS NOT SHOWN BELOW ARE IDENTIFIED WHERE THEY OCCUR.

- FLUORESCENT LIGHTING FIXTURES. LETTER INDICATES TYPE, SEE LIGHTING FIXTURE SCHEDULE ON SHEET ??
- FLUORESCENT NIGHT LIGHTING FIXTURE.
- INCANDESCENT LIGHTING FIXTURE, CEILING OR WALL MOUNTED.
- EXIT LIGHTING FIXTURE. ARROW, WHEN USED INDICATES DIRECTION (SHADING INDICATES FACE OF SIGN ORIENTATION). CEILING OR WALL MOUNTED RESPECTIVELY.
- EMERGENCY BATTERY POWERED LIGHTING UNIT. (TWIN HEAD)
- LIGHTING CONTACTOR.
- SINGLE POLE LIGHT SWITCH. 20A, 120/277V, MOUNT +42" AFF U.O.N. SUBSCRIPT INDICATES SWITCH FIXTURE CONFIGURATION
- THREE WAY SWITCH, 20A 120/277V, MOUNT +42" AFF U.O.N.
- FOUR WAY SWITCH, 20A 120/277V, MOUNT +42" AFF U.O.N.
- FRACTIONAL HORSEPOWER MANUAL MOTOR STARTER WITH OVERLOADS, 20A, 120V
- MAGNETIC DOOR SWITCH. WHEN DOOR IS IN OPEN POSITION THE BUZZER SHALL SOUND.
- DUPLEX CONVENIENCE RECEPTACLE. 20A, 125VAC, NEMA 5-20R, MOUNT +18" AFF U.O.N.
C = MOUNT 6" ABOVE COUNTER
WP = WEATHERPROOF
GFI = GROUND FAULT INTERRUPTER
+48 = MOUNTING HEIGHT AFF IN INCHES
- TWO DUPLEX CONVENIENCE TYPE RECEPTACLES, EACH NEMA 5-20R. MOUNT IN TWO GANG RECEPTACLE BOX WITH SINGLE COVER PLATE, MOUNT +18" AFF U.O.N. AND COMPUTER WIRING NOTE 4.
- SPECIAL PURPOSE RECEPTACLE
A = 50A, 125/250V SHORE POWER
B = 100A, 125/250V SHORE POWER
C = 100A, 125/250V
D = 100A, 125/250V CLASS 1, DIVISION 2
- CONDUIT HOMERUN WITH PANELBOARD & CIRCUIT DESIGNATIONS BRANCH CIRCUIT OF FEEDER WIRING IN CONDUIT. PROVIDE SIZE AND QUANTITY OF CONDUCTORS AS REQUIRED TO FACILITATE CIRCUIT CONFIGURATION AND/OR SWITCHING INDICATED. MINIMUM CONDUCTOR SIZE SHALL BE #12 AWG (OR AS INDICATED), MINIMUM CONDUIT SIZE SHALL BE 1/2".
- GROUNDING CONDUCTOR, AS INDICATED
- EXPOSED CONDUIT RUN, AS INDICATED
- FLEXIBLE CONDUIT RUN, AS INDICATED
- NOVAR SYSTEM CONTROL WIRING IN CONDUIT
- TELEPHONE WIRING, AS INDICATED
- CIRCUIT BREAKER
- PANELBOARD, 120/240V
- PANELBOARD 208Y/120V
- PANELBOARD 480Y/277V
- TRANSFORMER, DRY TYPE
- DISCONNECT SWITCH CONNECTION (FURNISHED WITH EQUIPMENT UON.) 3P = NO. OF POLES, 60 = SWITCH RATING. 40 = FUSE RATING (NF INDICATES NON-FUSIBLE).
- MOTOR STARTER, CONTROLLER, OR RELAY FOR MECHANICAL EQUIPMENT. DEVICE SUPPLIED BY MECHANICAL CONTRACTOR; INSTALLED AND CONNECTED BY ELECTRICAL CONTRACTOR. VERIFY EXACT LOCATION.
- MOTOR CONNECTION, HP, AND CHARACTERISTICS AS NOTED
- ELECTRICAL CONNECTION AS NOTED.
- JUNCTION BOX (J.B.) FLUSH MOUNTED 4"SQ x DEPTH REQ'D UON.

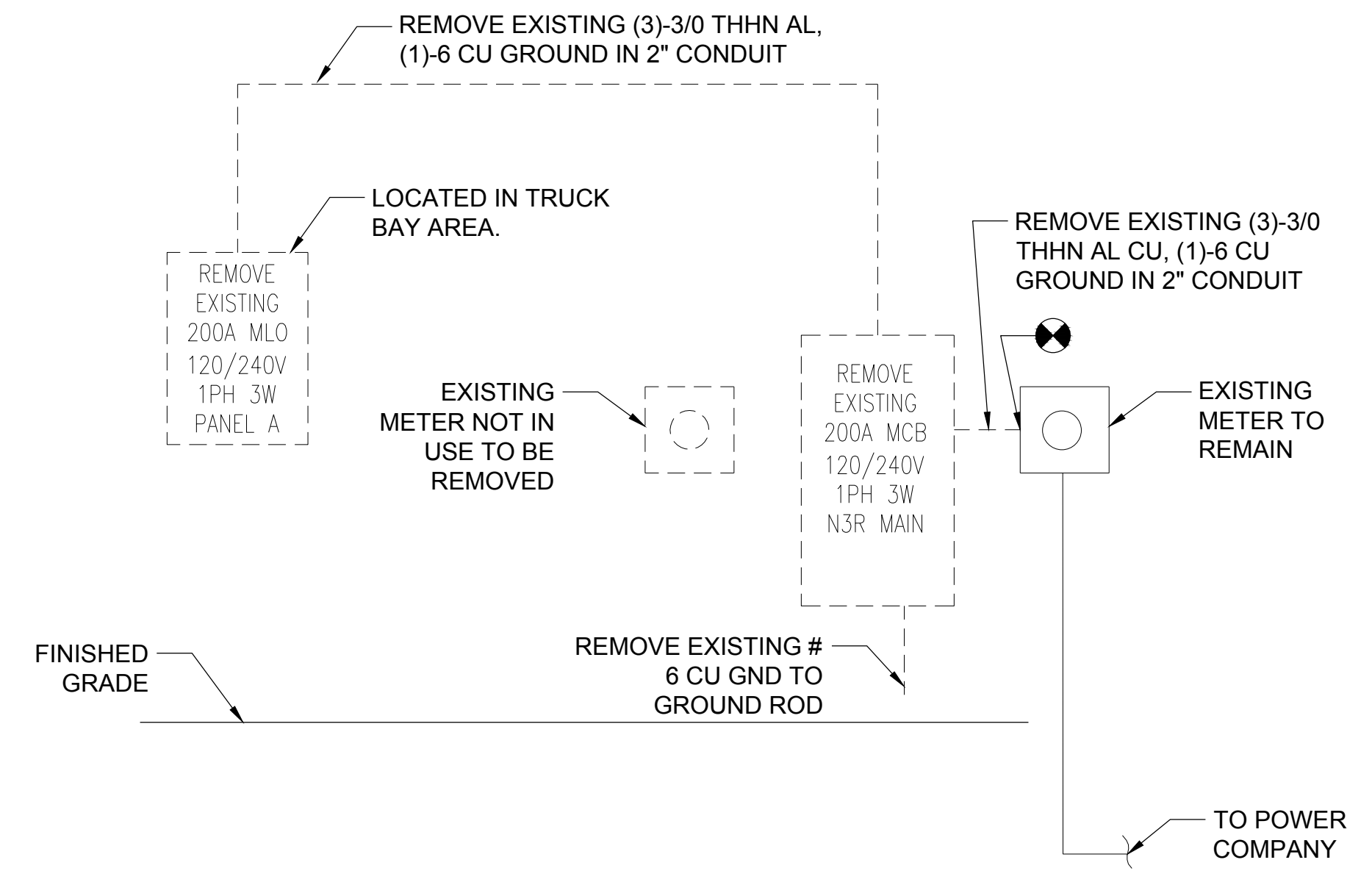
- JUNCTION BOX (J.B.) SURFACE MOUNTED ABOVE CEILING 4"SQ X DEPTH REQ'D UON.
- WATER HEATER CONNECTION.
- PULL BOX, SIZE AS REQUIRED
- STANDARD TELEPHONE OUTLET. MOUNT +18" AFF. U.O.N.
+48" = MOUNTING HEIGHT AFF. IN INCHES
- TELECOMMUNICATIONS OUTLET (VOICE AND DATA). MOUNT +18" AFF. U.O.N.
+48" = MOUNTING HEIGHT AFF. IN INCHES
- TELE/POWER POLE AS NOTED
- TELECOMMUNICATIONS SYSTEM TERMINAL BACKBOARD
- NEW WORK NOTE SYMBOL
- DEMO WORK NOTE SYMBOL
- LIGHTING FIXTURE TYPE SYMBOL. SEE "LIGHTING FIXTURE SCHEDULE"
- BRANCH CIRCUIT OR FEEDER WIRING IN CONDUIT. NO TICK MARKS INDICATE 2 CONDUCTORS & 1 GROUND IN CONDUIT UON. TICK MARKS, WHEN SHOWN, INDICATE QUANTITY OF CONDUCTORS IF OTHER THAN THREE: (+) INDICATES GROUND, (-) INDICATES INSULATED ISOLATED GROUND. FOR CONDUIT AND WIRE SIZES REFER TO PANELBOARD SCHEDULES.
- HOMERUNS TO PANEL. PANEL & CIRCUIT DESIGNATIONS AS INDICATED.
- POINT OF WORK, DEMO AND NEW WORK.

GENERAL NOTES

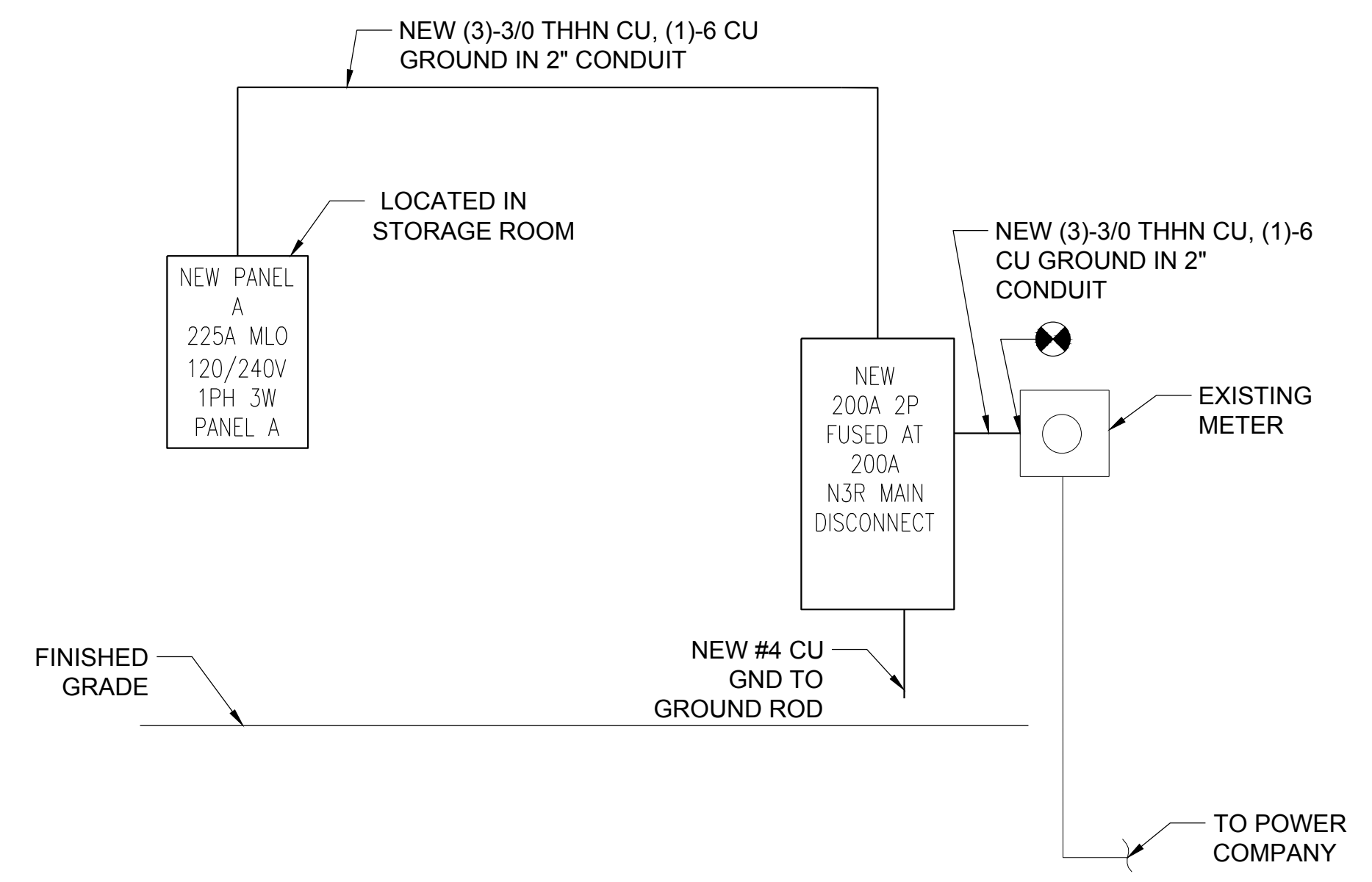
1. THE INSTALLATION OF ALL ELECTRICAL EQUIPMENT, DEVICES AND FIXTURES SHALL CONFORM TO ALL LOCAL CODES, ORDINANCES, NATIONAL ELECTRIC CODE, AND UTILITY COMPANY REQUIREMENTS.
2. ALL RECEPTACLES AND SWITCHES SHALL BE FLUSH MOUNTED FOR ALL AREAS, UNLESS OTHERWISE NOTED.
3. THE ELECTRICAL DRAWINGS ARE GENERALLY DIAGRAMMATIC. THE ELECTRICAL INSTALLATION SHALL BE COORDINATED WITH ALL OTHER TRADES SO THAT INTERFERENCES BETWEEN THE ELECTRICAL INSTALLATION AND ARCHITECTURAL, STRUCTURAL, MECHANICAL, PLUMBING, FIRE PROTECTION AND EQUIPMENT INSTALLATION WILL BE AVOIDED. REFER TO ARCHITECTURAL DRAWINGS
4. SEE ARCHITECTURAL DRAWINGS FOR DIMENSIONS, ROOM, AND AREA FINISHES, CEILING PLANS, DOOR SWINGS, FIRE RELATED PARTITIONS, CABINET AND CASE AND BUILT-IN DETAILS.
5. CONTRACTOR SHALL PROVIDE ALL DISCONNECTS TO MEET LOCAL CODES.
6. CONTRACTOR SHALL VERIFY ALL DOOR SWINGS BEFORE INSTALLING LIGHT SWITCHES. ALL LIGHT SWITCHES TO BE INSTALLED ON STRIKE SIDE OF DOOR UNLESS SPECIFICALLY NOTED OTHERWISE. WHERE SWITCHES ARE LOCATED ON HINGE SIDE OF DOOR, SWITCH SHALL BE INSTALLED A MINIMUM OF 36" FROM HINGE.
7. ALL FINAL CONNECTIONS SHOWN ON THE DRAWINGS ARE ACTUAL REQUIREMENTS OF THE EQUIPMENT AND ARE SHOWN IN THEIR APPROXIMATE LOCATION.
8. ALL MOTOR STARTERS SHALL BE PROVIDED BY THE MECHANICAL CONTRACTOR FURNISHING THE EQUIPMENT AND INSTALLED, WIRED AND CONNECTED BY ELECTRICAL CONTRACTOR
9. ALL EXTERIOR EQUIPMENT AND DEVICES SHALL BE WEATHERPROOF AND RAIN TIGHT.
10. COORDINATE ALL LIGHTING WITH MECHANICAL AND PLUMBING EQUIPMENT.
11. ALL BATHROOM RECEPTACLES SHALL BE GROUND FAULT PROTECTED. (TYPICAL)
12. FINAL DETERMINATION OF FIRE STOPPING REQUIREMENTS SHALL BE BASED ON LOCAL CODE REQUIREMENT.

ABBREVIATIONS

Ø, PH	PHASE	NTS	NOT TO SCALE
JB	JUNCTION BOX	ε	CENTERLINE
A, AMP	AMPERE	P	POLE
KVA	KILOVOLT AMPERES	EF	EXHAUST FAN
AFF	ABOVE FINISHED FLOOR	RTU	ROOF TOP UNIT
KW	KILOWATT	EQUIP	EQUIPMENT TYP TYPICAL
AFG	ABOVE FINISHED GRADE	EXIST	EXISTING
MLO	MAIN LUGS ONLY	UON	UNLESS OTHERWISE NOTED
AIC	AMPERE INTERRUPTING CAPACITY	F	FUSE
MT	MOUNT (RMS SYMMETRICAL)	V	VOLT, VOLTAGE
MTD	MOUNTED ALTERNATE ALT	FLEX	FLEXIBLE
MTG	MOUNTING	W	WIRE
MCB	MAIN CIRCUIT BREAKER	GFI	GROUND FAULT INTERRUPTER
APPROX	APPROXIMATELY	WP	WEATHERPROOF
NF	NONFUSIBLE	GND	GROUND
C	CONDUIT	HP	HORSE POWER



DEMO WORK ELECTRICAL RISER DIAGRAM
NO SCALE



NEW WORK ELECTRICAL RISER DIAGRAM
NO SCALE

LIGHTING FIXTURE SCHEDULE								
TYPE	MANUFACTURER	CATALOG NO.	LAMPS		TOTAL WATTS	VOLTS	MOUNTING	NOTES
			NO.	TYPE				
A	LITHONIA	2GT8 332 A12 120V GEB10IS	3	32W T8	96	120	RECESSED	(1) (2) (3)
B	LITHONIA	2GT8 2U316 A12 120V GEB10IS	2	32W T8 U	62	120	RECESSED	(1) (2) (3)
C	LITHONIA	TWS LED 1 50K 120 PE	1	LED	19	120	EXTERIOR WALL	(1) (2) (4)
D	LITHONIA	ELM2 LED HO	1	LED	1.44	120/277	UNIVERSAL	(1) (2)
E	LITHONIA	ECR LED M6	1	LED	3.8	120	UNIVERSAL	(1) (2)
F	LITHONIA	TWP 175M 120V SCWA PE LPI	1	175 MH	175	120	EXTERIOR WALL	(1) (2) (4)
G	LITHONIA	W217 120 GEB10IS	2	17W T8	34	120	WALL MOUNT	(1) (2)

NOTES:
 1. OR APPROVED EQUALS
 2. FINISH SELECTION BY ARCHITECT
 3. ALL LAMPS SHALL BE 35K COLOR UNLESS OTHERWISE NOTED.
 4. PROVIDE WITH BUILT IN PHOTO CELL.
 5. PROVIDE WITH (1) CROSSARM FOR WOOD POLE-LITHONIA # ACRCW2 OR APPROVED EQUAL.

PANELBOARD A SCHEDULE																	
225A MLO, 240/120 VOLT, 1 PHASE, 3 WIRE, 10 KAIC MINIMUM, SURFACE MOUNT																	
LOAD SERVED	LOAD (AMPS)		BKR TRIP	WIRE SIZE	GND SIZE	COND SIZE	CKT NO.	PHASE A B	CKT NO.	COND SIZE	GND SIZE	WIRE SIZE	BKR TRIP	LOAD (AMPS)		LOAD SERVED	
	A	B												A	B		
OFFICE/RESTROOM/STORAGE RM LIGHTS	5.1		20/1P	12	12	1/2"	1		2	1/2"	12	12	20/1P	8.0		MUSEUM/RESTROOM LIGHTS	
BALLOT DISTRIBUTION ROOM LIGHTS		8.0	20/1P	12	12	1/2"	3		4	1/2"	12	12	20/1P		8.0	MUSEUM/RESTROOM LIGHTS	
BALLOT DISTRIBUTION ROOM RECEPTACLES	7.5		20/1P	12	12	1/2"	5		6	1/2"	12	12	20/1P			SPARE	
MUSEUM RECEPTACLES		9.0	20/1P	12	12	1/2"	7		8	1/2"	12	12	20/1P		9.0	OFFICE/STORAGE RECEPTACLES	
RESTROOM/EXTERIOR GFI RECEPTACLES	9.0		20/1P	12	12	1/2"	9		10	1/2"	12	12	20/1P	6.0		TELEPHONE EQUIPMENT RECEPTACLES	
EWB-1**		20.0	25/1P	10	12	1/2"	11		12	1/2"	12	12	20/1P		7.5	BALLOT DISTRIBUTION ROOM RECEPTACLES	
EWB-2**	20.0		25/1P	10	12	1/2"	13		14				20/1P			SPARE	
AHU-1		21.4	60/2P	6	10	1"	15		16	1/2"	12	10	45/2P		10.0	HP-1	
AHU-2		21.4	60/2P	6	10	1"	19		18					10.0			
AHU-3**		20.0	25/1P	10	12	1/2"	23		20	1/2"	12	10	45/2P		10.0	HP-2	
MUSEUM RECEPTACLES	4.0		20/1P	12	12	1/2"	25		22					10.0			
							27		24	1/2"	12	12	20/1P		4.6	POLE LIGHTS*	
							29		26								
							31		28								
							33		30								
							35		32								
							37		34								
							39		36								
							41		38								
							43		40								
							45		42								
TOTAL	88.3	99.7												33.9	49.0		

TOTAL CONNECTED AMPS A: 122.2 B: 148.7

PROVIDE TYPE WRITTEN PANEL DIRECTORY
 * CIRCUIT CONTROLLED FROM TIMELOCK- "TC-1" LOCATED NEXT TO PANEL.
 ** PROVIDE GFI CIRCUIT BREAKER

HYMAN ROBEY
 SOLUTIONS FROM THE GROUND UP
 Hyman & Robey, PC
 150 US Hwy 158 E.
 PO Box 339
 Camden, NC 27921
 (252) 338-2913
 (252) 338-5552 fax
 www.hymanrobey.com
 License C-0598



CAMDEN COUNTY BOARD OF ELECTIONS & HISTORICAL MUSEUM BUILDING & SITE RENOVATION PLAN

COURTHOUSE TNSP
 CAMDEN COUNTY
 NORTH CAROLINA

KEY PLAN:
 Project #: 130277
 Drawing #: 130277 - FLOORPLAN
 Drawn: LAC / BPM
 Checked: RMK
 Approved: RMK
 Date: 02/17/2014
 Sheet #: -
 Scale: AS SHOWN


REVISIONS:	NUM.	DATE	DESCRIPTION

SHEET TITLE:
 ELECTRICAL LEGEND,
 ABBREV, NOTES, RISER DIA
 SHEET NUMBER:

E1.1

ELECTRICAL SPECIFICATIONS

1. GENERAL CONDITIONS
 - 1.a. WORK UNDER THIS DIVISION SHALL BE SUBJECT TO THE AIA GENERAL AND SPECIAL CONDITIONS.
2. SCOPE
 - 2.a. THE WORK REQUIRED FOR THIS SECTION INCLUDES LABOR, MATERIALS, EQUIPMENT, APPURTENANCES, SERVICE AND SUPERVISION TO PROVIDE COMPLETE ELECTRICAL SYSTEMS AS SHOWN ON THE DRAWINGS.
3. SPECIFICATIONS, CODES AND STANDARDS
 - 3.a. THE LATEST EFFECTIVE PUBLICATIONS OF THE FOLLOWING STANDARDS, CODES, ETC. FORM A PART OF THESE SPECIFICATIONS:
 - 3.a.a. NATIONAL ELECTRICAL CODE (NEC)
 - 3.a.b. STANDARD RULES OF THE INSTITUTE OF ELECTRICAL AND ELECTRONIC ENGINEERS.
 - 3.a.c. NATIONAL ELECTRICAL MANUFACTURER'S ASSOCIATION
 - 3.a.d. INTERNATIONAL BUILDING CODE
 - 3.a.e. NATIONAL FIRE PROTECTION ASSOCIATION (NFPA)
 - 3.b. THIS CONTRACTOR SHALL GIVE REQUIRED NOTICES, OBTAIN NECESSARY PERMITS, AND PAY PERMIT FEES.
4. DRAWINGS
 - 4.a. THE DRAWINGS INDICATE DIAGRAMMATICALLY THE EXTENT OF THE WORK. MINOR VARIATIONS IN LOCATION OF EQUIPMENT SHALL BE MADE UPON WRITTEN APPROVAL OF THE ARCHITECT AT NO ADDITIONAL CHARGE.
5. EQUIPMENT
 - 5.a. STARTERS, CONTROLLERS, DISCONNECT, ETC; SHALL BE PROVIDED UNDER THIS DIVISION UNLESS OTHERWISE NOTED.
 - 5.b. POWER WIRING AND POWER CONNECTIONS TO EQUIPMENT SHALL BE PROVIDED UNDER "ELECTRICAL" UNLESS OTHERWISE INDICATED ON THE ELECTRICAL DRAWINGS.
 - 5.c. WHEN SUBSTITUTED MOTORS AND/OR EQUIPMENT REQUIRES ELECTRICAL MODIFICATIONS, THE COST OF THE ELECTRICAL MODIFICATIONS AND COORDINATION SHALL BE INCLUDED UNDER THE DIVISION PROVIDING THE MOTOR AND/OR EQUIPMENT.
6. COORDINATION
 - 6.a. COOPERATE AND COORDINATE THE WORK OF THIS DIVISION WITH OTHER TRADES.
 - 6.b. CONTRACTOR TO SUBMIT 6 SETS (OWNER WILL RETURN 3 SETS NOTED WITH ACTION TAKEN) SPECIFICATIONS AND DETAIL FOR EQUIPMENT AND FABRICATED MATERIALS FOR OWNER'S APPROVAL PRIOR TO ISSUING PURCHASE ORDER. OWNER'S APPROVAL DOES NOT RELIEVE CONTRACTOR OF ANY RESPONSIBILITY FOR PERFORMANCE AND OPERATION.
2. MATERIAL AND EQUIPMENT
 - 2.a. ELECTRICAL MATERIALS AND EQUIPMENT SHALL BE NEW, LISTED, AND LABELED BY AN APPROVED TESTING AGENCY.
 - 2.a.a. INSTALL MATERIALS AND EQUIPMENT IN A FIRST CLASS AND WORKMANLIKE MANNER AND RUN CONCEALED THROUGHOUT THE BUILDING, EXCEPT AS INDICATED.
 - 2.b. MATERIAL AND EQUIPMENT SHALL BE PROPERLY STORED AND PROTECTED AT THE PROJECT SITE.
 - 2.c. SIX COMPLETE SCHEDULES OF MATERIALS AND EQUIPMENT PROPOSED FOR INSTALLATION SHALL BE SUBMITTED TO THE ARCHITECT WITHIN 30 DAYS AFTER AWARD OF THE CONTRACT. THE SCHEDULES SHALL INCLUDE CATALOG CUTS, DIAGRAMS AND SUCH OTHER DESCRIPTIVE DATA AND/OR SAMPLES AS MAY BE REQUIRED BY THE ARCHITECT. LIGHTING FIXTURE SUBMITTALS SHALL INCLUDE PHOTOMETRIC REPORTS BY INDEPENDENT TESTING LABORATORIES FOR EACH FIXTURE INDICATED BASED ON ITS PUBLISHED PROCEDURES.
 - 2.d. SUBMITTALS THAT DO NOT BEAR THE GENERAL CONTRACTORS STAMP OF APPROVAL THEREON WILL BE REJECTED WITHOUT REVIEW.
 - 2.e. CONTRACTOR SHALL FURNISH AND INSTALL ALL EQUIPMENT AND MATERIALS FOR A COMPLETE INSTALLATION IN ALL RESPECTS READY OF INTENDED USE AND THE STRICT ACCORDANCE WITH STATE AND LOCAL CODES AND MANUFACTURER'S RECOMMENDATIONS. PAY NECESSARY FEES AND OBTAIN PERMITS. INITIATE, MAINTAIN AND SUPERVISE ALL SAFETY PRECAUTIONS AND PROCEDURES.
 - 2.f. EQUIPMENT AND MATERIALS SHALL BE OF THE TYPE, SIZE AND MANUFACTURERS INDICATED ON THE DRAWINGS OR AN APPROVED EQUIVALENT.
 - 2.g. THE CONTRACTOR SHALL SUPPLY AND INSTALL THE MATERIALS AND EQUIPMENT COVERED BY THE PLANS AND SPECIFICATIONS TO THE OWNER COMPLETE AND IN FIRST CLASS CONDITION IN EVERY RESPECT. HE SHALL GUARANTEE THAT THE MATERIAL, EQUIPMENT, AND WORKMANSHIP SUPPLIED AND INSTALLED BY HIM SHALL BE ENTIRELY FREE FROM DEFECTS AND THAT HE WILL REPAIR OR REPLACE AT HIS OWN EXPENSE, ANY MATERIALS, EQUIPMENT, AND WORKMANSHIP IN WHICH DEFECTS ARE FOUND.
3. SUBSTITUTION OF MATERIAL AND EQUIPMENT
 - 3.a. THE NAME OF A CERTAIN BRAND, MAKE, MANUFACTURER OF DEFINITE SPECIFICATION IS TO DENOTE THE QUALITY STANDARD OF ARTICLE DESIRED. SUBSTITUTION OF ANY OTHER BRAND, MAKE, OR MANUFACTURER, WHICH IN THE OPINION OF THE ENGINEER IS RECOGNIZED THE EQUAL OF THAT SPECIFIED, MAY BE ACCEPTED.
 - 3.b. WHERE THREE OR MORE MANUFACTURERS ARE SPECIFIED, THERE WILL BE NO SUBSTITUTIONS
4. RECORD DRAWINGS
 - 4.a. UPON COMPLETION OF THE WORK, THE CONTRACTOR SHALL SUBMIT SEPIAS AND/OR MARKED UP DRAWINGS AND SKETCHES TO THE ARCHITECT.
5. CONDUIT
 - 5.a. CONDUIT AND FITTINGS SHALL CONFORM TO THE FOLLOWING:
 - 5.a.a. RIGID STEEL - ANSI C80.1
 - 5.a.b. INTERMEDIATE METAL CONDUIT - UL 1242
 - 5.a.c. ELECTRICAL METALLIC TUBING (EMT) - ANSI C80.3
 - 5.a.d. FLEXIBLE METAL CONDUIT - UL-1
 - 5.a.e. PLASTIC CONDUIT (PVC) - NEMA TC-2 AND TC-3
 - 5.b. CONDUIT SHALL BE RUN CONCEALED, EXCEPT CONDUIT MAY BE EXPOSED ABOVE JOIST IN MECHANICAL ROOMS AND SPACES WITH EXPOSED CONSTRUCTION AS APPROVED BY THE ARCHITECT. CONDUIT INDICATED CONCEALED IN WALLS AND ABOVE CEILINGS SHALL BE THIN-WALL TYPE ELECTRICAL METALLIC TUBING FOR SIZES UP TO TWO INCHES.
 - 5.c. INTERMEDIATE METAL CONDUIT SHALL BE PERMITTED IN LIEU OF RIGID WHERE ALLOWED IN ARTICLE 345 OF THE NEC.
 - 5.d. MINIMUM SIZE CONDUIT SHALL BE ONE-HALF INCH WITH LARGER SIZES AS REQUIRED BY THE NATIONAL ELECTRICAL CODE FOR NUMBER OF WIRES CONTAINED THEREIN.
 - 5.e. RIGID CONDUIT FITTINGS SHALL BE THREADED, EXCEPT WHERE RIGID CHANGES TO EMT ABOVE SLAB, FITTING MAY BE THREADLESS TYPE. ELECTRICAL METALLIC TUBE FITTINGS SHALL BE GALVANIZED STEEL; CAST METAL NOT ACCEPTABLE.
 - 5.f. FLEXIBLE CONDUIT SHALL BE GALVANIZED, SINGLE STRIP TYPE. IN AREAS SUBJECT TO MOISTURE, OR WHERE CALLED FOR ON THE DRAWINGS, FLEXIBLE CONDUIT SHALL HAVE PLASTIC COVERING IN ACCORDANCE WITH NEC, ARTICLE 351-A. FITTINGS SHALL BE STANDARD UL APPROVED WITH GROUND CONNECTOR. WATERTIGHT CONNECTORS SHALL BE USED WITH PLASTIC COVERED CONDUIT, FLEXIBLE CONDUIT, MINIMUM 18 INCHES IN LENGTH, SHALL BE USED FOR CONNECTIONS TO MOTORS AND OTHER EQUIPMENT SUBJECT TO VIBRATION, AND FOR CONNECTIONS TO RECESSED OR SEMI-RECESSED FIXTURES.
 - 5.g. EXPOSED CONDUITS SHALL BE RUN PARALLEL AND PERPENDICULAR TO BUILDING CONSTRUCTION AND SHALL BE SUPPORTED AS HEREINAFTER SPECIFIED AND IN ACCORDANCE WITH NEC. THE METHODS OF INSTALLATION SHALL BE REVIEWED BY THE ARCHITECT PRIOR TO INSTALLATION.
 - 5.h. CONDUIT SUPPORTS SHALL BE APPROVED WALL BRACKETS, TRAPEZE, STRAP HANGER OR PIPE STRAPS SECURED TO HOLLOW MASONRY WITH TOGGLE BOLTS; TO METAL SURFACES WITH MACHINE SCREWS; AND TO WOOD WITH WOOD SCREWS. ANY FORM OF TIE WIRE IS UNACCEPTABLE.
 - 5.i. PROVIDE O.Z. TYPE "AX" EXPANSION FITTINGS WHERE CONDUITS CROSS EXPANSION JOINTS.
 - 5.j. PROVIDE O.Z. TYPE "M" CABLE SUPPORTS AS REQUIRED BY NEC.
 - 5.k. CONDUIT TERMINATIONS ONE AND ONE-QUARTER INCH AND LARGER AND CONDUIT STUBS SHALL HAVE O.Z. TYPE "B" INSULATING BUSHINGS. RIGID CONDUIT TERMINATIONS ONE INCH AND SMALLER SHALL HAVE O.Z. TYPE "A" INSULATING BUSHINGS.
 - 5.l. CONDUITS AND CABLES PASSING THROUGH FIRE RATED ASSEMBLIES SHALL BE SEALED BY APPROVED METHODS OR BY INSTALLING O.Z. FIRE-SEALS TO MAINTAIN "UL" CLASSIFIED FIRE RATING.
 - 5.m. CONDUITS PASSING THROUGH EXTERIOR CONCRETE WALLS, FLOORS OR FOOTINGS BELOW GRADE AND SLAB ON GRADE SHALL BE MADE WATERTIGHT. PROVIDE PIPE SLEEVES IN THE CONCRETE WITH ONE-HALF INCH MINIMUM CLEARANCE AROUND THE CONDUIT AND CAULK WITH ASKUM AND SEALANT OR PROVIDE O.Z. TYPE "FSK" CONDUIT ENTRANCE SEALS. PROVIDE CONDUIT SEALING BUSHINGS O.Z. TYPE "CSB" OR "CSBG" SERIES AS APPLICABLE AND PROVIDE WITH CABINET ADAPTER PLATES WHEN REQUIRED.
6. RECEPTACLE BOXES
 - 6.a. RECEPTACLE BOXES SHALL BE HOT DIPPED GALVANIZED STEEL TYPE WITH STANDARD KNOCKOUTS AS REQUIRED FOR CONDUIT TERMINATION. MINIMUM SIZE OF RECEPTACLE BOX SHALL BE FOUR INCHES SQUARE, ONE AND ONE-QUARTER INCHES DEEP. RECEPTACLE BOXES FOR EXPOSED TILE AND BLOCK SHALL BE PROVIDED WITH SQUARE CORNERED TILE RING, SIZE AS REQUIRED.
 - 6.b. RECEPTACLE BOXES OCCURRING IN FINISHED OUTSIDE WALLS AND WET AREAS SHALL BE CAST AND PROVIDED WITH GASKETS BETWEEN BOX AND WATERPROOF COVER.
 - 6.c. WHERE SEVERAL FEEDERS PASS THROUGH A COMMON PULL BOX OR JUNCTION BOX, THE FEEDERS SHALL BE TAGGED TO INDICATE CLEARLY THEIR ELECTRICAL CHARACTERISTICS, CIRCUIT NUMBER, AND PANEL DESIGNATION. PAINT SAME INFORMATION ON COVER OF THE BOX.
7. WIRING DEVICES
 - 7.a. WIRING DEVICES SHALL BE AS MANUFACTURED BY LEVITON, ARROW-HART, BRYANT, PASS AND SEYMOUR, OR HUBBELL.
 - 7.b. DEVICE PLATES SHALL BE SATIN STAINLESS STEEL FOR DEVICE INDICATED, NO. 84000 SERIES ON UNFINISHED WALLS AND SMOOTH THERMOPLASTIC ON FINISHED WALLS AS REQUIRED.
 - 7.c. DEVICES SHALL BE IVORY
8. DISCONNECT SWITCHES
 - 8.a. SWITCHES SHALL NEMA TYPE "GD" OR "HD" AS REQUIRED. FUSED SWITCHES SHALL BE NEMA TYPE "HD" UNLESS OTHERWISE INDICATED, WITH CLASS "R" FUSE CLIPS. MAIN DISCONNECT SWITCHES AND SWITCHES RATED 600 VOLTS SHALL BE TYPE "HD" AND HAVE FULL COVER INTERLOCKS AND QUICK-MAKE, QUICK-BREAK MECHANISM.
 - 8.b. FUSED SWITCHES SHALL BE PROVIDED COMPLETE WITH FUSES.
 - 8.c. SWITCHES SHALL BE SQUARE D, GENERAL ELECTRIC, I.T.E., OR WESTINGHOUSE.
 - 8.d. SWITCHES SHALL BE SECURELY MOUNTED TO WALL, STRUCTURE, OR EQUIPMENT. PROVIDE MISCELLANEOUS ACCESSORIES FOR MOUNTING SWITCHES, INCLUDING STEEL ANGLES WHERE REQUIRED.
9. FUSES
 - 9.a. FUSES FOR PROTECTION OF MECHANICAL AND PLUMBING EQUIPMENT SHALL BE "FUSETRON" UL CLASS "RK5" SIZED PER MANUFACTURERS RECOMMENDATION, UNLESS OTHERWISE INDICATED.
10. WIRE AND CABLE
 - 10.a. WIRE AND CABLE SHALL BE INSTALLED IN CONDUIT.
 - 10.b. WIRE AND CABLE SHALL BE GENERAL ELECTRIC, ANACONDA, ROME, GENERAL CABLE, OR PHELPS DODGE.
 - 10.c. WIRE AND CABLE SHALL BE COPPER 600 VOLT INSULATION, MINIMUM SIZE NO. 12, TYPE "THW", "THWN" OR "THHN" AS APPLICABLE, UNLESS OTHERWISE INDICATED ON DRAWINGS.
 - 10.d. BRANCH CIRCUIT WIRING AND WIRING IN FLUORESCENT FIXTURES SHALL BE TYPE "THHN".
 - 10.e. WIRES NO. 10 AND 12 AWG SHALL BE CONNECTED WITH COIL SPRING INSERT "WIRE-NUT" OR "WING-NUT" CONNECTORS MANUFACTURED BY IDEAL INDUSTRIES OR APPROVED EQUAL. CONNECTORS SHALL BE RATED 600 VOLTS. COPPER WIRES NO. 8 AND LARGER SHALL BE JOINED OR TERMINATED WITH PRESSURE TYPE COPPER CONNECTORS.
 - 10.f. WIRE SHALL BE COLOR CODED AS FOLLOWS:
 - 10.f.a. 120/208 VOLT SYSTEM
 - 10.f.a. PHASE A - BLACK
 - 10.f.b. PHASE B - RED
 - 10.f.c. PHASE C - BLUE
 - 10.f.d. NEUTRAL - WHITE
 - 10.f.e. GROUND - GREEN
 - 10.g. ELECTRICAL DESIGNS ARE BASED ON COPPER WIRE AND CABLE. (ALUMINUM WIRE AND CABLE SHALL NOT BE PERMITTED.)
11. LIGHTING FIXTURES
 - 11.a. LIGHTING FIXTURES SHALL BE PROVIDED COMPLETE WITH LAMPS, MOUNTING HARDWARE AND ACCESSORIES.
 - 11.b. LAMPS SHALL BE GENERAL ELECTRIC "WATT-MISER II" RAPID START, TYPE AS INDICATED, FOR FLUORESCENT UNLESS OTHERWISE NOTED.
 - 11.c. FLUORESCENT FIXTURES SHALL HAVE CBM APPROVED HIGH POWER FACTOR BALLASTS. BALLASTS SHALL BE ADVANCE MARK III OR EQUAL, CLASS "P". BALLASTS IN FLUORESCENT FIXTURES ON THE EXTERIOR OF THE BUILDING AND IN UNHEATED SPACES SHALL BE PROVIDED WITH ZERO DEGREE LOW TEMPERATURE BALLASTS.
 - 11.d. WHERE RECESSED LIGHTING FIXTURES ARE INDICATED, THIS CONTRACTOR SHALL BE RESPONSIBLE FOR COORDINATING THE TYPE FIXTURES WITH THE ACTUAL CEILING BEING INSTALLED. THIS SHALL INCLUDE CHANGES RESULTING FROM ALTERNATE BID ITEMS, CHANGE ORDERS, ETC.
 - 11.e. SURFACE MOUNTED FLUORESCENT LIGHTING FIXTURES SHALL BE MOUNTED INDEPENDENT OF CEILING CONSTRUCTION. FLUORESCENT LIGHTING FIXTURES MOUNTED IN OR ON PLASTER CEILING SHALL ALSO BE MOUNTED INDEPENDENT OF CEILING CONSTRUCTION. WHERE RECESSED FLUORESCENT LIGHTING FIXTURES OCCUR IN LAY-IN TILE OR CONCEALED SPLINE CEILINGS, THE ELECTRICAL CONTRACTOR SHALL INSTALL FIXTURES IN ACCORDANCE WITH ARTICLE 410-16(C) OF NEC AND HAVE THE CEILING CONTRACTOR INSTALL ADDITIONAL SUPPORTING HANGERS WHERE FIXTURES OCCUR, OR SUPPORT FIXTURES INDEPENDENTLY OF CEILING.
 - 11.f. FIXTURES SUPPORTED INDEPENDENTLY OF CEILING SHALL BE HUNG BY STEEL CHANNEL, THREADED RODS AND NUTS, OR AS APPROVED.
 - 11.g. INSULATION SHALL NOT BE PLACED ON TOP OF RECESSED LIGHTING FIXTURES.
12. CUTTING AND PATCHING
 - 12.a. CUTTING, DRILLING, AND CHANNELING REQUIRED FOR THIS WORK SHALL BE DONE UNDER THIS SECTION BY SKILLED MECHANICS OF TRADE INVOLVED.
13. EQUIPMENT MARKING AND PAINTING
 - 13.a. SAFETY SWITCHES, CABINETS, ETC., SHALL BE PROVIDED WITH PERMANENTLY ATTACHED (ADHESIVES NOT ACCEPTABLE) ENGRAVED BAKELITE DESIGNATION PLATES TO INDICATE EQUIPMENT OR CIRCUIT CONTROLLED.
 - 13.b. EXPOSED CONDUIT, SUPPORTS, HANGERS, AND UNFINISHED EQUIPMENT SHALL RECEIVE A MINIMUM OF TWO COATS OF PAINT SUITABLE FOR SERVICE INTENDED. COLORS SHALL BE AS SELECTED OR APPROVED BY THE ARCHITECT.
14. ACCESS DOORS
 - 14.a. THIS CONTRACTOR SHALL FURNISH, AND THE GENERAL CONTRACTOR SHALL INSTALL STEEL ACCESS DOORS WHERE REQUIRED, STYLE NECESSARY FOR SURFACE IN WHICH PLACED. SUBMIT SHOP DRAWINGS OF PROPOSED MATERIAL, INSTALLATION AND EXACT LOCATIONS TO THE ARCHITECT FOR APPROVAL.
15. SUBSTANTIAL COMPLETION
 - 15.a. UPON COMPLETION OF THE ENTIRE WORK, THE CONTRACTOR SHALL PERFORM SUCH TESTS AS REQUIRED BY THE ARCHITECT. THE ARCHITECT SHALL BE GIVEN 48 HOURS NOTICE BEFORE TESTS ARE MADE. THE CONTRACTOR SHALL FURNISH THE ARCHITECT A CERTIFICATE OF APPROVAL FROM THE LOCAL INSPECTION AUTHORITY HAVING JURISDICTION.
16. WARRANTY
 - 16.a. CONTRACTOR SHALL FURNISH WRITTEN WARRANTY, COUNTERSIGNED, AND GUARANTEED BY THE GENERAL CONTRACTOR, STATING THAT THE WORK EXECUTED UNDER THIS DIVISION OF THE SPECIFICATIONS SHALL BE FREE FROM DEFECTS OF MATERIAL AND WORKMANSHIP FOR A PERIOD OF 12 MONTHS FROM DATE OF FINAL ACCEPTANCE. DEFECTS DEVELOPING DURING THAT PERIOD SHALL BE CORRECTED WITHOUT COST TO THE OWNER.



CAMDEN COUNTY BOARD OF ELECTIONS & HISTORICAL MUSEUM BUILDING & SITE RENOVATION PLAN

 COURTHOUSE TNSP
 CAMDEN COUNTY
 NORTH CAROLINA

KEY PLAN:

 Project #: 130277
 Drawing #: 130277 - FLOORPLAN
 Drawn: LAC / BPM
 Checked: RMIK
 Approved: RMIK
 Date: 02/17/2014
 Sheet #: -
 Scale: AS SHOWN

 REVISIONS:
 NUM. DATE DESCRIPTION

 SHEET TITLE:
 ELECTRICAL
 SPECIFICATIONS

SHEET NUMBER:

E1.2


DEMOLITION WORK NOTES:

(THIS SHEET ONLY)

- ① REMOVE AND DISPOSE OF EXISTING 2 X 4 RECESSED LAY IN LIGHT FIXTURE.
- ② REMOVE AND DISPOSE OF EXISTING 8FT. STRIP LIGHT FIXTURE.
- ③ REMOVE LIGHT SWITCH, BOX, CONDUIT, WIRE, AND ALL ASSOCIATED HARDWARE.
- ④ REMOVE EXISTING JELLY JAR STYLE LIGHT AND WIRING MOUNTED UNDER CANOPY. RETAIN JUNCTION BOX FOR NEW TYPE C LIGHT FIXTURE PER NEW WORK DRAWING E-3.1.
- ⑤ REMOVE QUARTZ FLOOD LIGHT UNDER SOFFIT. PROVIDE WEATHERPROOF COVER ON EXISTING JUNCTION BOX. REMOVE WIRING BACK TO POWER SOURCE.
- ⑥ EXISTING POLE MOUNTED LIGHT FIXTURE TO REMAIN.
- ⑦ REMOVE CEILING MOUNTED KEYLESS FIXTURE AND ALL ASSOCIATED HARDWARE.
- ⑧ REMOVE EXISTING BATHROOM EXHAUST FAN AND ALL ASSOCIATED HARDWARE.



SOLUTIONS FROM THE GROUND UP
 Hyman & Robey, PC
 150 US Hwy 158 E.
 PO Box 339
 Camden, NC 27921
 (252) 338-2913
 (252) 338-5552 fax
 www.hymanrobey.com
 License C-0598



CAMDEN COUNTY BOARD OF ELECTIONS & HISTORICAL MUSEUM BUILDING & SITE RENOVATION PLAN

COURTHOUSE TNSP
 CAMDEN COUNTY
 NORTH CAROLINA

KEY PLAN:

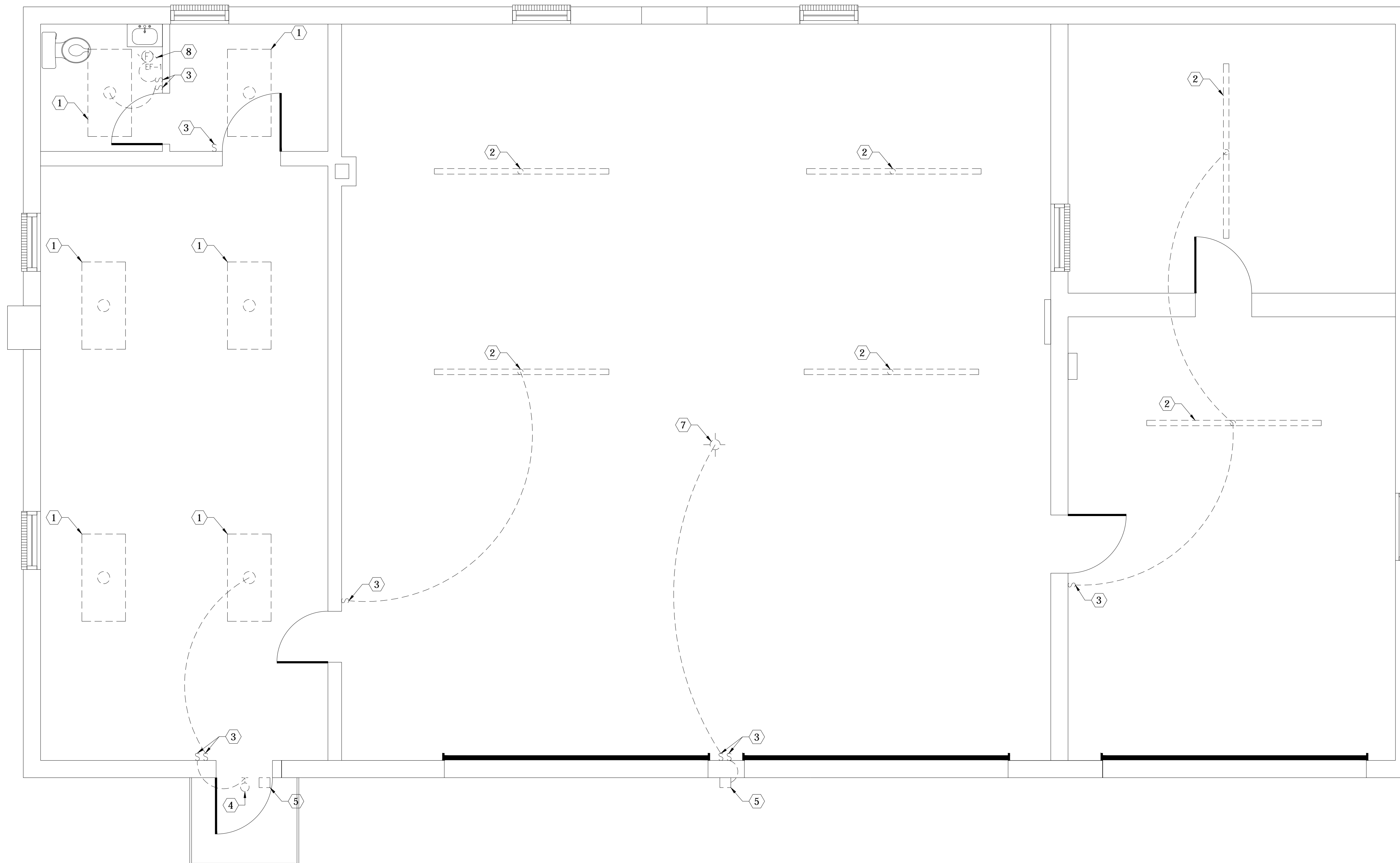
Project #: 130277
 Drawing #: 130277 - FLOORPLAN
 Drawn: LAC / BPM
 Checked: RMK
 Approved: RMK
 Date: 02/17/2014
 Sheet #:
 Scale: AS SHOWN

REVISIONS:	NUM.	DATE	DESCRIPTION

SHEET TITLE:
 ELECTRICAL DEMO WORK LIGHTING

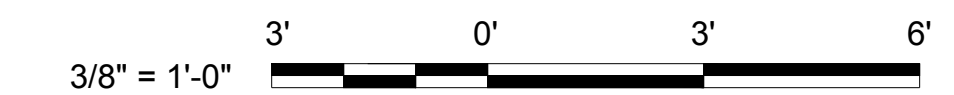
SHEET NUMBER:

E2.1



1 ELECTRICAL DEMO WORK LIGHTING
 SCALE: 3/8" = 1'-0"

GRAPHIC SCALE




DEMOLITION WORK NOTES:

(THIS SHEET ONLY)

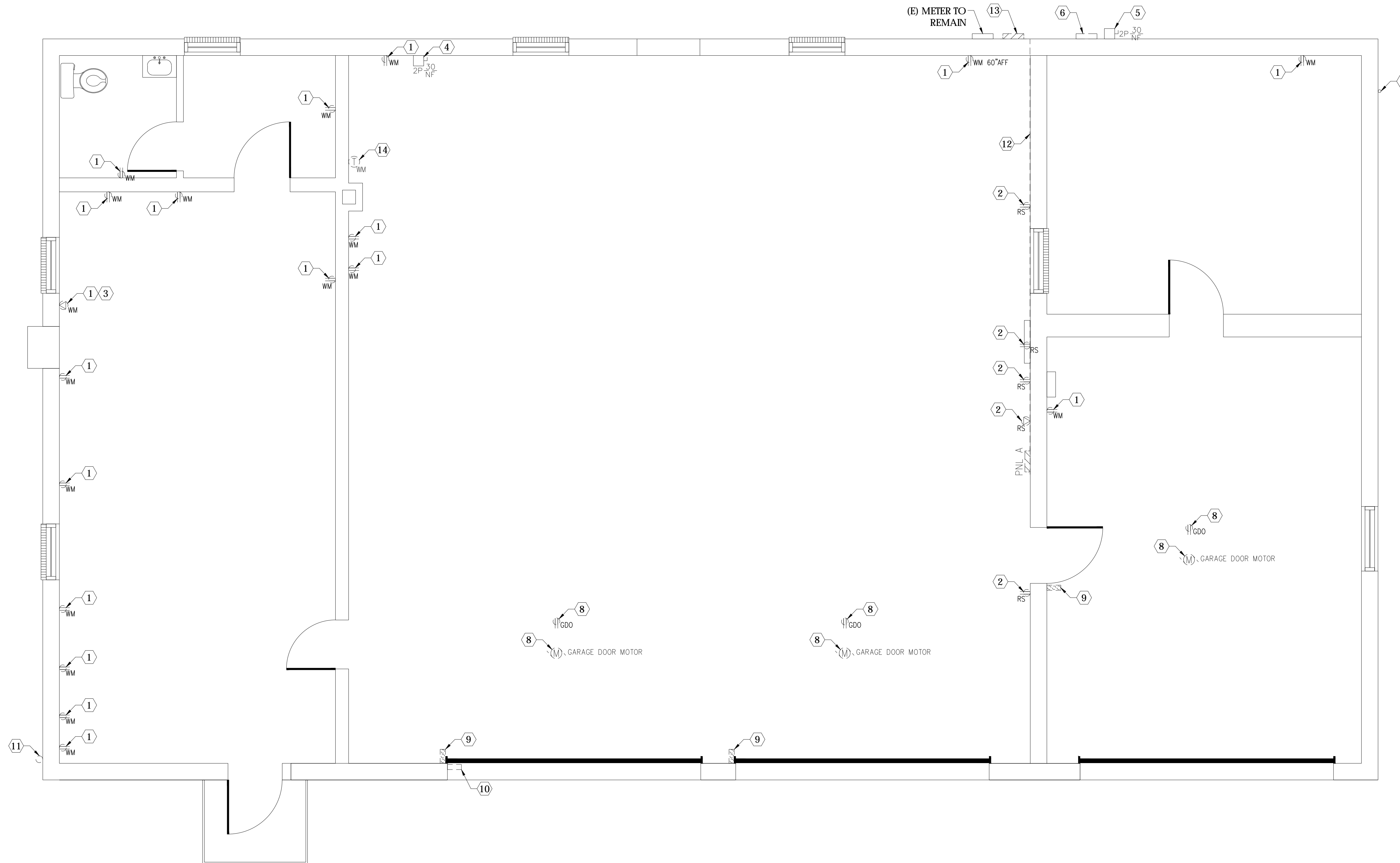
- ① REMOVE EXISTING DUPLEX RECEPTACLE TO INCLUDE WIREMOLD BOX, RACEWAY, WIRING, AND ALL ASSOCIATED HARDWARE BACK TO PANEL A.
- ② REMOVE ALL SURFACE MOUNTED RECEPTACLES (RS) TO INCLUDE CONDUIT, WIRING, AND ALL ASSOCIATED HARDWARE BACK TO PANEL A.
- ③ REMOVE 30A 240V 1PH RECEPTACLE FOR WINDOW AC UNIT INCLUDING ALL ASSOCIATED CONDUIT, RACEWAY, WIRING, HARDWARE BACK TO PANEL A.
- ④ REMOVE 30A 2P NF DISCONNECT SWITCH, CONDUIT, WIRING, AND ALL ASSOCIATED HARDWARE BACK TO PANEL A.
- ⑤ REMOVE EXISTING 30A 2P NF PULLOUT DISCONNECT SWITCH, CONDUIT, WIRING, AND ALL ASSOCIATED HARDWARE BACK TO PANEL A TO MINI SPLIT SYSTEM.
- ⑥ REMOVE EXISTING METER CAN NOT IN USE.
- ⑦ REMOVE EXTERIOR CONDUIT, WIRING, AND ALL ASSOCIATED HARDWARE ON BUILDING BACK TO PANEL A.
- ⑧ REMOVE ROLL UP GARAGE DOOR OPENER RECEPTACLE, MOTOR, CONDUIT, WIRING, AND ALL ASSOCIATED HARDWARE BACK TO PANEL A.
- ⑨ REMOVE ROLL UP GARAGE DOOR PUSH BUTTON STATION AND ALL ASSOCIATE WIRING.
- ⑩ REMOVE KEYPAD AND ALL ASSOCIATED WIRING.
- ⑪ REMOVE EXISTING ANTENNA AND ALL ASSOCIATED HARDWARE.
- ⑫ REMOVE PANEL A FEEDER- 2" CONDUIT WITH 3-#4/0 XHHW AL, 1-#4 GND BACK TO EXTERIOR PANEL "MAIN".
- ⑬ REMOVE EXISTING MAIN ELECTRICAL PANEL, CONDUIT, WIRE, AND ALL ASSOCIATED HARDWARE BETWEEN PANEL AND METER.
- ⑭ REMOVE SURFACE MOUNTED THERMOSTAT AND ALL ASSOCIATED WIREMOLD RACEWAY AND WIRING.



SOLUTIONS FROM THE GROUND UP
 Hyman & Robey, PC
 150 US Hwy 158 E.
 PO Box 339
 Camden, NC 27921
 (252) 338-2913
 (252) 338-5552 fax
 www.hymanrobey.com
 License C-0598



CAMDEN COUNTY BOARD OF ELECTIONS & HISTORICAL MUSEUM BUILDING & SITE RENOVATION PLAN



COURTHOUSE TNSP
 CAMDEN COUNTY
 NORTH CAROLINA

KEY PLAN:

Project #: 130277
 Drawing #: 130277 - FLOORPLAN
 Drawn: LAC / BPM
 Checked: RMK
 Approved: RMK
 Date: 02/17/2014
 Sheet #:
 Scale: AS SHOWN

REVISIONS:	NUM.	DATE	DESCRIPTION

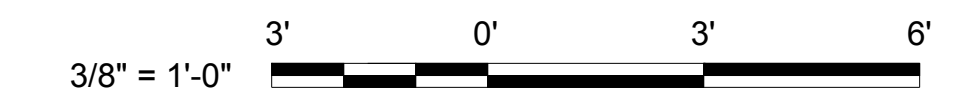
SHEET TITLE:
 ELECTRICAL DEMO WORK
 POWER

SHEET NUMBER:

E2.2

1 ELECTRICAL DEMO WORK POWER
 SCALE: 3/8" = 1'-0"

GRAPHIC SCALE




DEMOLITION WORK NOTES:

(THIS SHEET ONLY)

- ① 1" LB. CONDULET AND CONDUIT WITH (2) CAT 5E CABLES TO TELEPHONE TERMINAL BLOCK NOTED.
- ② EXISTING TELEPHONE TERMINAL BLOCK (TTB) TO BE REMOVED AND RELOCATED TO NEW STORAGE ROOM PER NEW WORK NOTE 1 ON SHEET E-3.3. (2) EXISTING CAT 5E CABLES SHALL BE REROUTED/EXTENDED AS REQUIRED TO NEW TTB LOCATION. PUNCH DOWN AND LABEL CABLES.
- ③ EXISTING TELEPHONE JACK TO RELOCATED TO NEW LOCATION PER NEW WORK NOTE 2 ON SHEET E-3.3. EXTEND CABLING TO NEW LOCATION. PUNCH DOWN AND LABEL CABLING.



SOLUTIONS FROM THE GROUND UP
 Hyman & Robey, PC
 150 US Hwy 158 E.
 PO Box 339
 Camden, NC 27921
 (252) 338-2913
 (252) 338-5552 fax
 www.hymanrobey.com
 License C-0598



**CAMDEN
 COUNTY
 BOARD OF
 ELECTIONS &
 HISTORICAL
 MUSEUM
 BUILDING
 & SITE
 RENOVATION
 PLAN**

COURTHOUSE TNSP
 CAMDEN COUNTY
 NORTH CAROLINA

KEY PLAN:

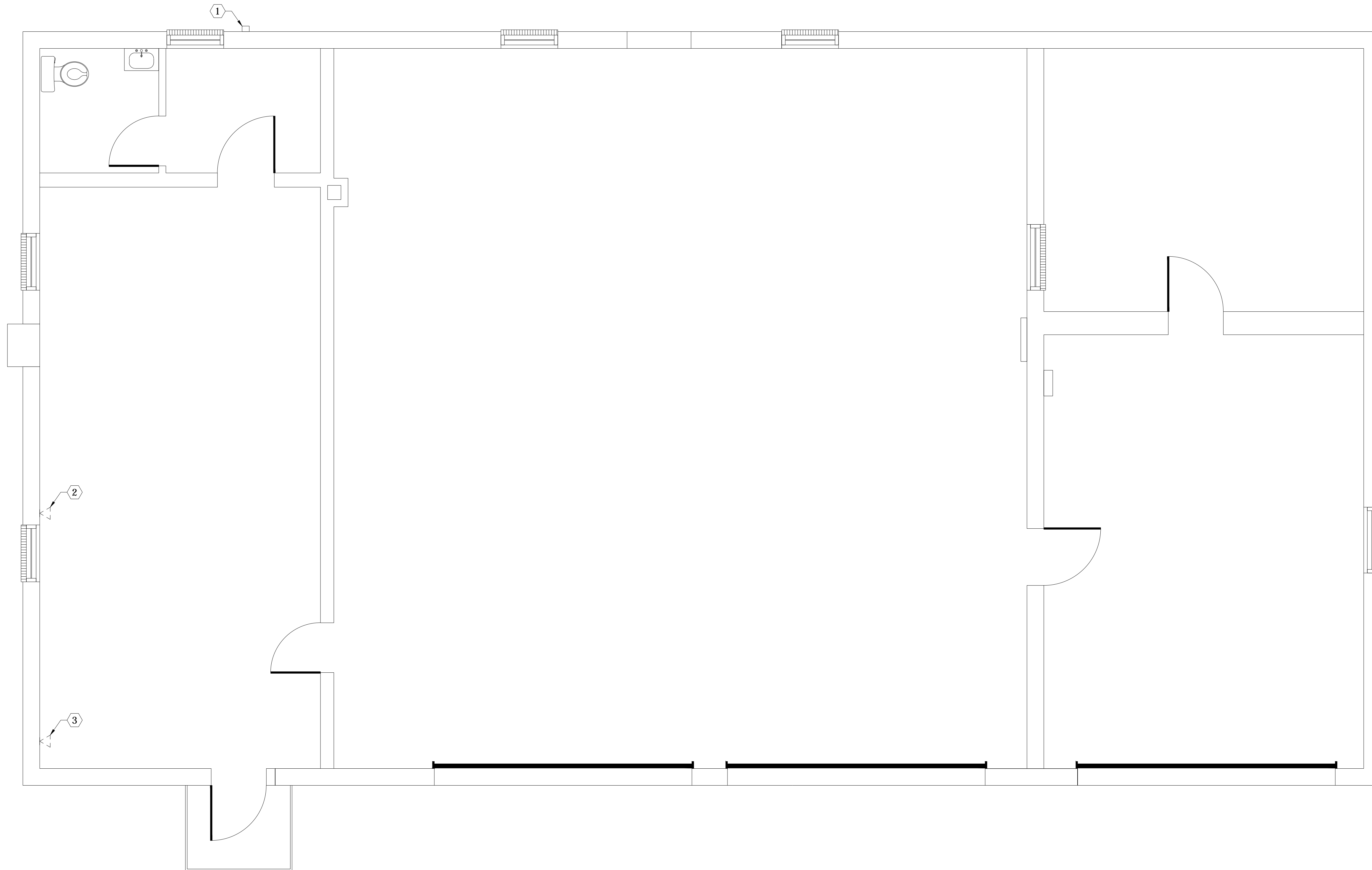
Project #: 130277
 Drawing #: 130277 - FLOORPLAN
 Drawn: LAC / BPM
 Checked: RMK
 Approved: RMK
 Date: 02/17/2014
 Sheet #:

REVISIONS:
 NUM. DATE DESCRIPTION

SHEET TITLE:
 ELECTRICAL DEMO WORK
 SPECIAL SYSTEMS

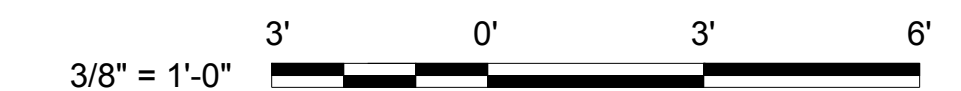
SHEET NUMBER:

E2.3



1 ELECTRICAL DEMO WORK SPECIAL SYSTEMS
 SCALE: 3/8" = 1'-0"

GRAPHIC SCALE




NEW WORK NOTES:

(THIS SHEET ONLY)

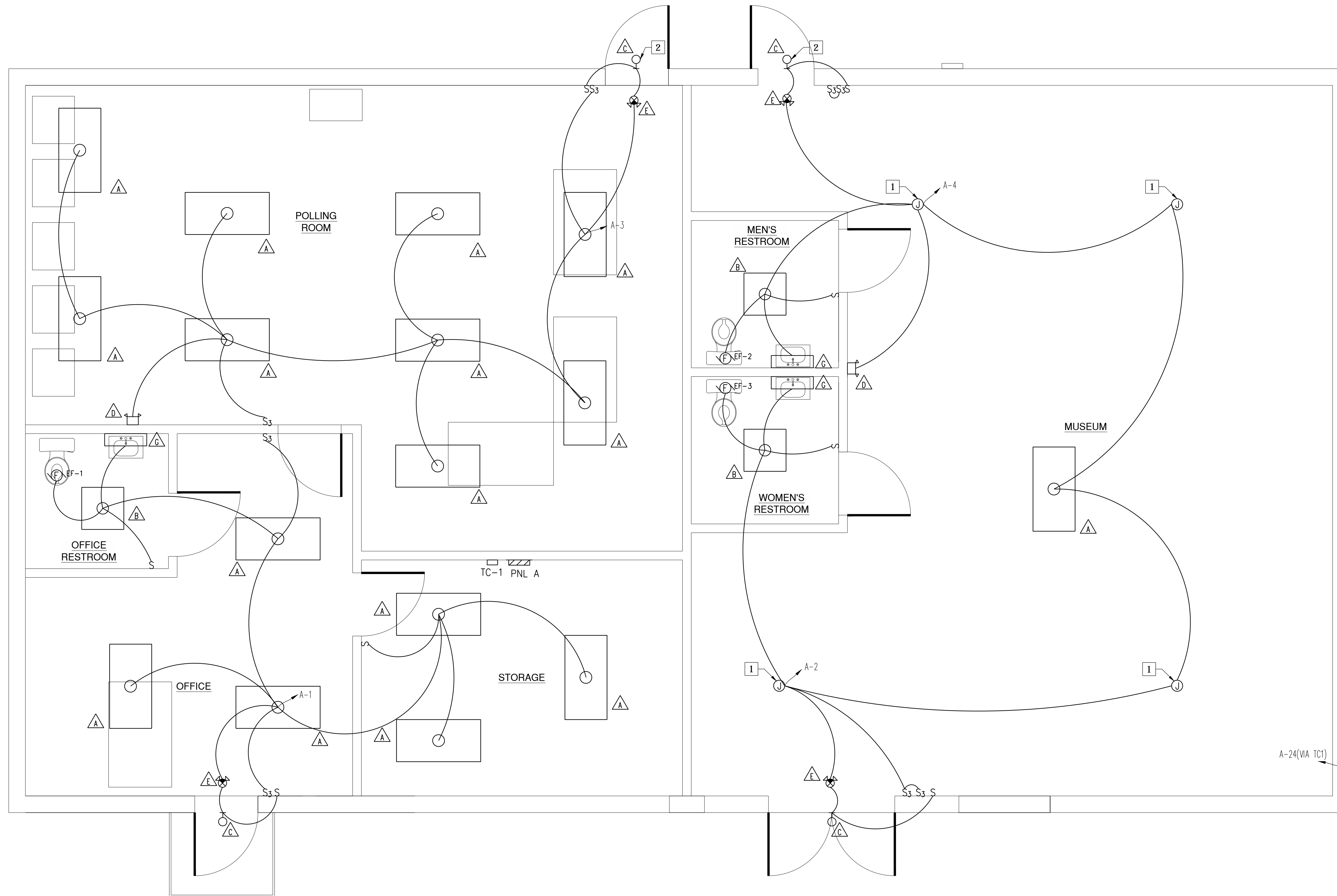
- 1 LIGHTING CIRCUIT JUNCTION BOX AT CEILING LEVEL FOR CONNECTION TO LIGHTING FIXTURES FURNISHED AND INSTALLED BY OWNER.
- 2 NEW TYPE C FIXTURE MOUNTED AT 8' AFF.
- 3 EXISTING POLE MOUNTED LIGHT FIXTURE. NEW CONDUIT AND WIRE SHALL PENETRATE EXTERIOR WALL AS LOW AS POSSIBLE WITH "LB" FITTING; EXTEND UNDERGROUND TO POLE AND EXTEND UP POLE TO JUNCTION BOX AT 25'-0" AFF. AIM AS DIRECTED BY OWNER.



SOLUTIONS FROM THE GROUND UP
 Hyman & Robey, PC
 150 US Hwy 158 E.
 PO Box 339
 Camden, NC 27921
 (252) 338-2913
 (252) 338-5552 fax
 www.hymanrobey.com
 License C-0598



CAMDEN COUNTY BOARD OF ELECTIONS & HISTORICAL MUSEUM BUILDING & SITE RENOVATION PLAN



COURTHOUSE TNSP
 CAMDEN COUNTY
 NORTH CAROLINA

KEY PLAN:

Project #: 130277
 Drawing #: 130277 - FLOORPLAN
 Drawn: LAC / BPM
 Checked: RMK
 Approved: RMK
 Date: 02/17/2014
 Sheet #:
 Scale: AS SHOWN

REVISIONS:	NUM.	DATE	DESCRIPTION

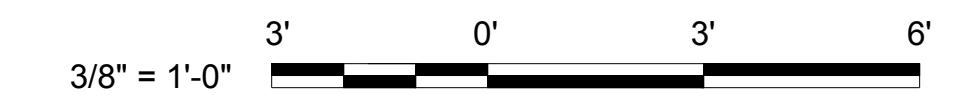
SHEET TITLE:
 ELECTRICAL NEW WORK LIGHTING

SHEET NUMBER:

E3.1

1 ELECTRICAL NEW WORK LIGHTING
 SCALE: 3/8" = 1'-0"

GRAPHIC SCALE




NEW WORK NOTES:

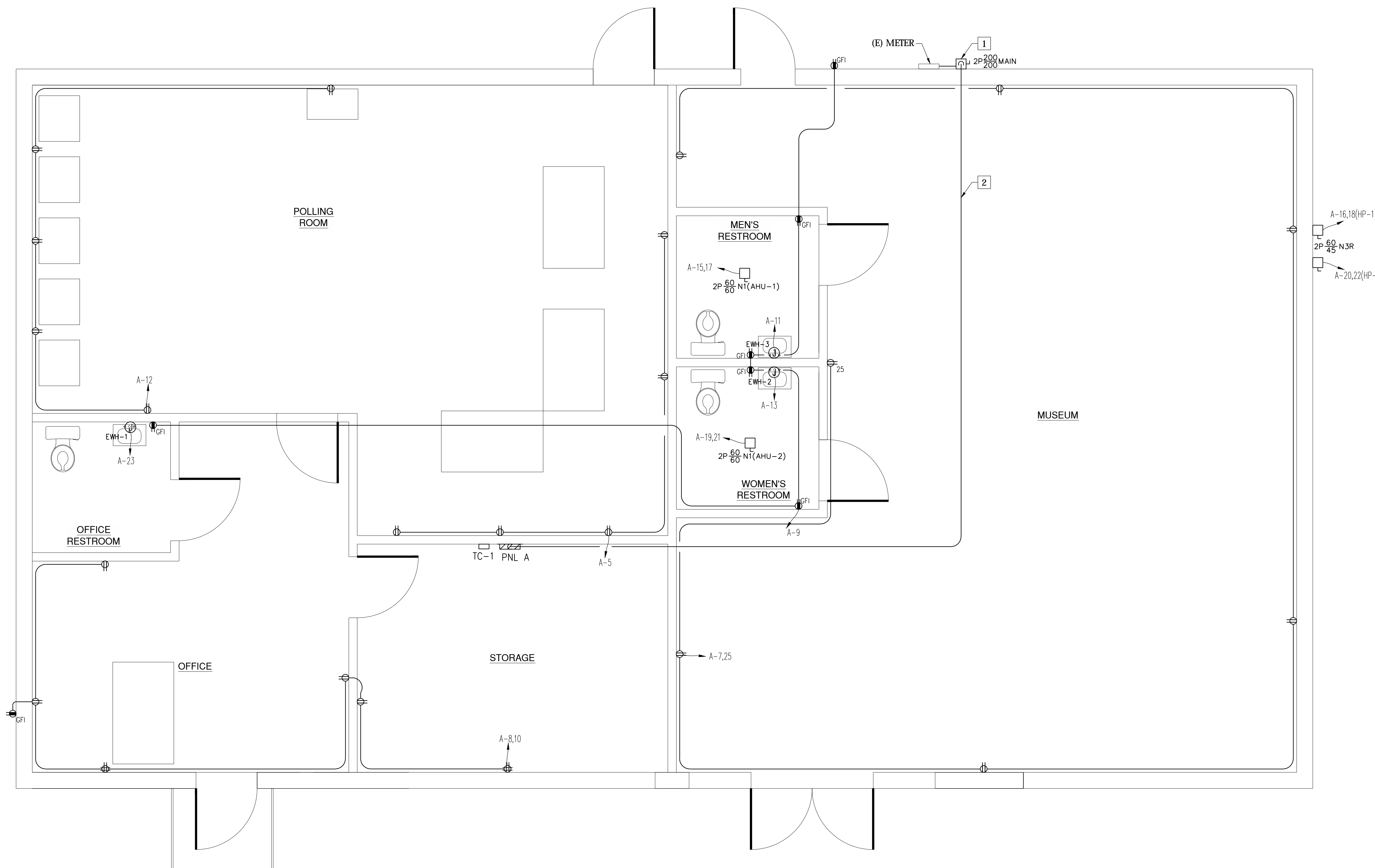
(THIS SHEET ONLY)

- 1 NEW 200AMP 2P FUSED @ 200A N3R MAIN DISCONNECT.
- 2 NEW PANEL "A" FEEDER- (3) 3/0 THHN CU, (1) 6 THHN CU GND IN 2" CONDUIT ROUTED ABOVE CEILING JOISTS.

HYMAN ROBEY
 SOLUTIONS FROM THE GROUND UP
 Hyman & Robey, PC
 150 US Hwy 158 E.
 PO Box 339
 Camden, NC 27921
 (252) 338-2913
 (252) 338-5552 fax
 www.hymanrobey.com
 License C-0598



CAMDEN COUNTY BOARD OF ELECTIONS & HISTORICAL MUSEUM BUILDING & SITE RENOVATION PLAN



COURTHOUSE TNSP
 CAMDEN COUNTY
 NORTH CAROLINA

KEY PLAN:

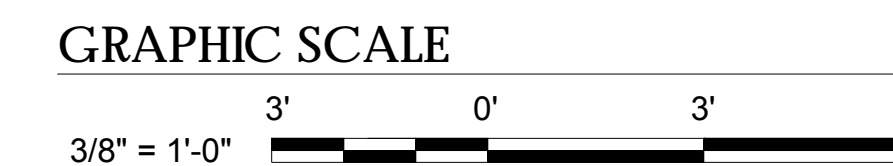
Project #: 130277
 Drawing #: 130277 - FLOORPLAN
 Drawn: LAC / BPM
 Checked: RMK
 Approved: RMK
 Date: 02/17/2014
 Sheet #:
 Scale: AS SHOWN

REVISIONS:
 NUM. DATE DESCRIPTION

SHEET TITLE:
 ELECTRICAL NEW WORK
 POWER

SHEET NUMBER:
E3.2

1 ELECTRICAL NEW WORK POWER
 SCALE: 3/8" = 1'-0"




NEW WORK NOTES:

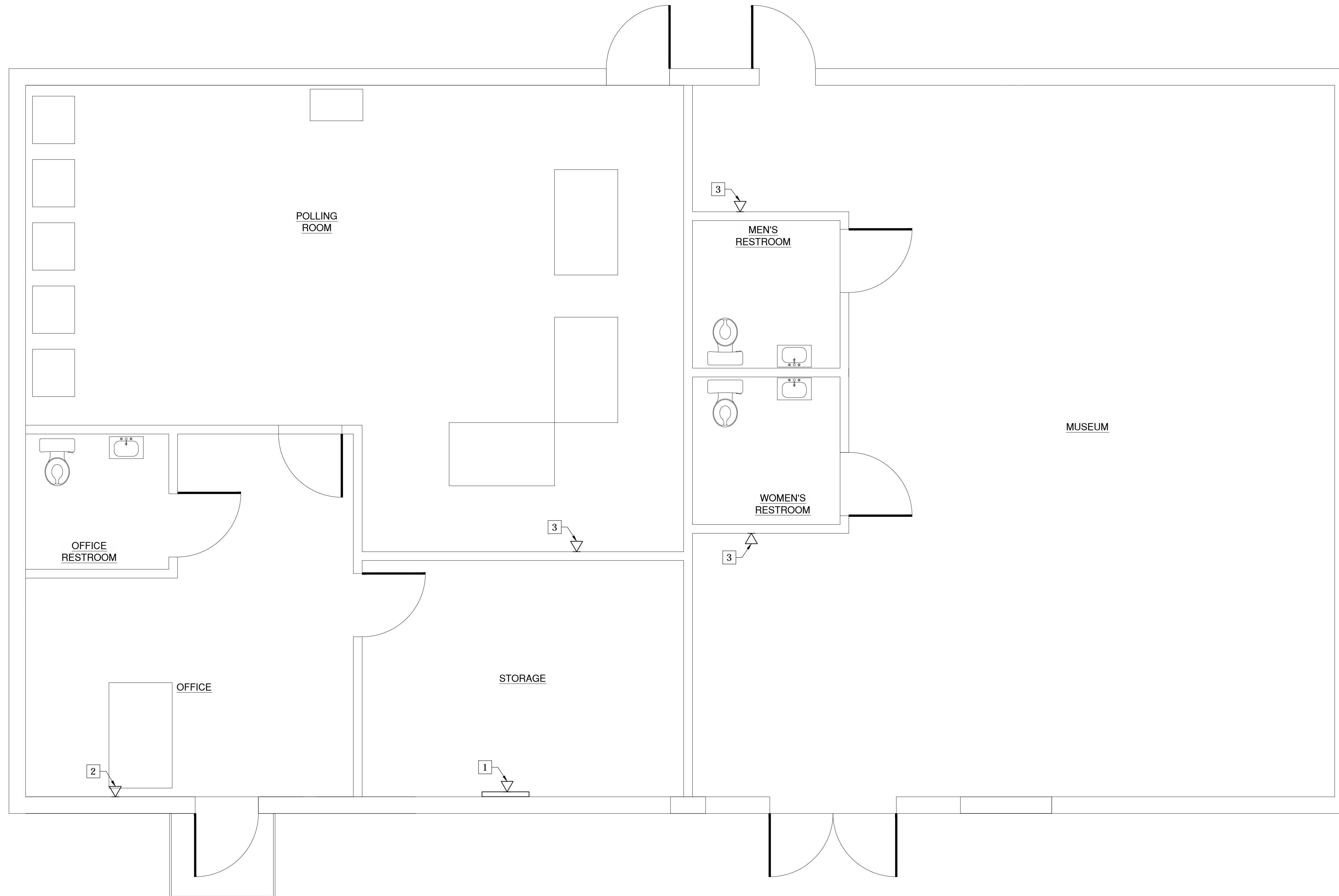
(THIS SHEET ONLY)

- 1 NEW TELEPHONE TERMINAL BLOCK (TTB) LOCATION. MOUNT ON NEW 4' X 4' PLYWOOD. EXTEND (2) CAT 5E EXISTING CABLES AS REQUIRED FROM EXISTING TERMINATION LOCATION NOTED ON DEMO PLAN E-2.3 NOTE 2. PUNCH DOWN AND LABEL.
- 2 NEW LOCATION OF TELEPHONE JACK PER DEMO NOTE 3 SHEET E-2.3.
- 3 FURNISH AND INSTALL NEW TELEPHONE JACK. PROVIDE 3/4" CONDUIT THROUGH DEMISING WALL WITH (1) CAT 5E CABLE TO TTB. PUNCH DOWN AND LABEL CABLE.

HYMAN ROBEY
 SOLUTIONS FROM THE GROUND UP
 Hyman & Robey, PC
 150 US Hwy 158 E.
 PO Box 339
 Camden, NC 27921
 (252) 338-2913
 (252) 338-5552 fax
 www.hymanrobey.com
 License C-0598



CAMDEN COUNTY BOARD OF ELECTIONS & HISTORICAL MUSEUM BUILDING & SITE RENOVATION PLAN



COURTHOUSE TNSP
 CAMDEN COUNTY
 NORTH CAROLINA

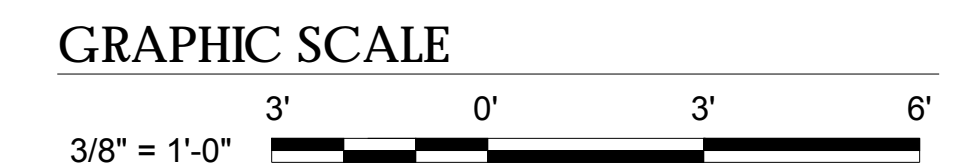
KEY PLAN:

Project #: 130277
 Drawing #: 130277 - FLOORPLAN
 Drawn: LAC / BPM
 Checked: RMK
 Approved: RMK
 Date: 02/17/2014
 Sheet #:
 Scale: AS SHOWN

REVISIONS:
 NUM. DATE DESCRIPTION

SHEET TITLE:
 ELECTRICAL NEW WORK
 SPECIAL SYSTEMS

SHEET NUMBER:
E3.3



**Camden County Board of Commissioners
AGENDA ITEM SUMMARY SHEET**

Item Number: 4.D

New Business

Meeting Date: April 7, 2014
Attachments: 1 (10 Pages)
Submitted By: Administration

ITEM TITLE: Proposal for Construction Materials
 Testing Services, Board of Elections & Historical
 Museum Renovation Project

MOTION MADE	
BY:	
S. Duckwall	_____
G. Meiggs	_____
M. McLain	_____
R. Krainiak	_____
C. Riggs	_____
NO MOTION	_____
VOTE:	
S. Duckwall	_____
G. Meiggs	_____
M. McLain	_____
R. Krainiak	_____
C. Riggs	_____
ABSENT	_____
RECUSED	_____

SUMMARY:

On March 25, 2014 the County Manager requested a proposal for professional services for Field Engineering and Construction Materials Testing from GET Solutions, Inc. This request for fee proposal is in conjunction with the planned renovation of the new Board of Elections office/early voting space and Camden Historical Museum.

This service was recommended by project engineer Hyman Robey and, per the county building inspector, since the design engineer has identified specific compression strengths for concrete, mortar, footings, and fill compaction percentages for both the building and the parking area we must have that work certified by a geo-technical engineer.

The services proposed by GET Solutions, Inc. are outlined in the attached proposal.

Recommendation:

The County Manager recommends that the Board of Commissioners approve the attached proposal for Field Engineering and Construction Materials Testing submitted by GET Solutions, Inc. in the amount of \$3,218.



March 25, 2014

TO: **Camden County**
PO Box 190
Camden, NC 27921

Attn: Mr. Mike Renshaw

RE: Proposal for Construction Materials Testing Services
Camden Board of Elections and Historical Museum
Camden County, North Carolina
G E T Proposal PEC14-147T

Dear Mr. Renshaw:

Pursuant to your request, **G E T Solutions, Inc.** is pleased to submit this proposal for providing the project's Field Engineering and Construction Materials Testing services for the proposed construction. This proposal presents our understanding of the project, our project approach and scope of work, our unit rates, and the estimated cost for our services.

PROJECT INFORMATION

The project site is located in Camden County, North Carolina. More specifically, the proposed construction area is located at the existing municipal facilities located along the west side of NC SR 343.

The construction at this site will consist of renovating an existing building as well as a new entrance drive lane and parking lot area. The building renovation will include a new slab on grade that will require the placement of approximately 12 inches of select fill above the existing slab on grade to establish the design subgrade elevation. Additionally, existing garage doors are to be removed and new load bearing CMU walls are to be constructed. The new parking lot area will require the removal of an existing asphalt pavement section and placement of a new pavement section consisting of 12 inches of select fill, followed by 6 inches of Aggregate Base Course (ABC) materials, overlain by 2 inches of surface mix asphalt.

PURPOSE AND SCOPE OF SERVICES

It is our understanding that our services are to consist of the Materials Testing Services associated with the construction of the development. Our services will be performed in support of and in conjunction with the services of the Structural Engineer of Record as well as the Civil Engineer of Record, and will generally include to the following tasks:

PURPOSE AND SCOPE OF SERVICES

It is our understanding that our services are to consist of the Field Engineering and Materials Testing Services associated with the construction of the new building, canopy, and pavement areas. Our services will be performed in support of and in conjunction with the services of the Contractor, Structural Engineer of Record, as well as the Civil Engineer of Record, and will generally include to the following tasks:

I. SITEWORK/EARTHWORK – Building and Pavement Areas:

- Collecting bulk soil samples and returning them to our laboratory for Standard Proctor (ASTM D 698) and Classification testing (including moisture content, and sieve/gradation testing). These samples will include imported fill soils (Select Fill and Aggregate Base Course materials) for use as structural fill for the construction areas.
- Performing field density tests in accordance with (ASTM D 1556 and/or D 2922) to verify degree of compaction for the fill and backfill soils, including imported fill soils (Structural Fill, Select Fill, ABC) used for establishing the design grades for the project site.
- Performing asphalt coring and cold patching of the as-built pavement sections. Laboratory analysis including asphalt core thickness, density, asphalt content, and aggregate gradation.
- Maintaining records of all earthwork testing and construction activities including determination of change order quantities, if any.

II. CAST-IN-PLACE CONCRETE – Building:

- Review concrete delivery tickets at time of delivery and compare to specified mix. Note consistency of concrete at point of discharge and point of placement. Note amount of water, if any, added to the concrete mix at the job site. Monitor concrete placement and verify proper procedures with regard to transporting, cleanliness of subgrade, consolidation and placement procedures.

- Field testing of slump (ASTM C 143), temperature (ASTM C 1064) and air content (ASTM C 231), unit weight of light weight concrete (ASTM C 567), and maintenance of concrete placement records.
- Field sampling (ASTM C 31) and curing of concrete for strength testing.
- Laboratory curing and compression strength testing of concrete test specimens (ASTM C 39).
- Maintaining records of above stated tasks, reviewed and approved by a Professional Engineer.

III. MASONRY:

- Provide periodic observation of grouting procedures to verify grout space is clean and that the placement of the reinforcing and connectors is in conformance with the project documents.
- Provide periodic sampling and testing of mortar and grout in accordance with ACI 530.1.
- Field sampling (ASTM C 780) and curing of mortar for strength comparison.
- Field sampling (ASTM C 1019) and curing of grout for compressive strength testing.
- Laboratory curing and compression strength testing of mortar test specimens (ASTM C 109).
- Laboratory curing and compression strength testing of grout test specimens (ASTM C 39).
- Maintaining records of above stated tasks, reviewed and approved by a Professional Engineer.

All testing services will be performed in conformation to the project specifications referencing the NC State Building Code and the 2012 IBC.

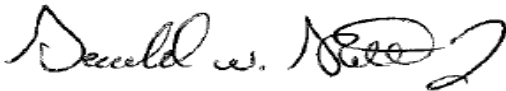
FEE FOR SERVICES

At this time, we are providing you with our "*Project Cost Estimate*" included with this proposal (Attachments "B" and "C"), on the basis of which charges will be applied. This proposal is based on our experience with other similar projects as well as the anticipated construction schedule that will include the construction of each structure independently. Our fee associated with the Special Inspections, Field Engineering, and Materials Testing Services associated with the project for the items indicated in this proposal are estimated to be **\$2,054.00** for the building and **\$1,164.00** for the site work areas.

Additional services will be charged in accordance with our indicated unit fees provided on Attachment "A" (Unit Fee Schedule). If the fees are agreeable to you please sign and return an intact copy of this proposal as our notice to proceed.

We look forward to working with you towards a successful completion of this project. Please feel free to contact us any time at (252) 335-9765 with any questions that you may have.

Respectfully submitted,
G E T Solutions, Inc.



Gerald W. Stalls, Jr., P.E.
Senior Project Engineer


Attachment "A" – Unit Fee Schedule
Attachment "B" – Project Cost Estimate – Building Services
Attachment "C" – Project Cost Estimate – Site Work (Pavement) Services
Work Authorization Form
General Conditions

**Attachment "A"- Unit Fee Schedule
Construction Materials Testing Services
Camden Board of Elections and Historical Museum
Camden County, North Carolina
G E T Proposal PEC14-147T
Prepared for: Camden County**

<i>Item Description</i>	<i>Unit Fee</i>
Professional and Technical Staff:	
Senior Geotechnical Engineer, P.E.	\$85.00 / hour
Project Geotechnical Engineer, EIT	\$75.00 / hour
Certified Welding Inspector, Fireproofing Inspector, and Special Inspector	\$60.00 / hour
Engineering Technician	\$32.00 / hour
Sr. Engineering Technician	\$42.00 / hour
Secretary / Word Processing	\$45.00 / hour
Mileage	\$.60 / each
Testing:	
Field Sampling/Testing for Soil and Concrete Air/Slump/Cylinders/Cubes/Prisms/Nuclear Density	* Engineering technician charged for these services
Moisture Content (ASTM D2216)	\$10.00 each
Standard Proctor Test (ASTM D698)	\$75.00 each
Modified Proctor Test (ASTM D1557)	\$85.00 each
CBR Test Dry/Soaked Series	\$200.00 each
Sieve/Gradation Analysis (ASTM D422)	\$55.00 each
Atterberg Limits Test (ASTM D4318)	\$50.00 each
Specific Gravity (ASTM D854)	\$20.00 each
-200 Wash (ASTM D1140)	\$35.00 each
Hydrometer Test (ASTM D422)	\$90.00 each
Concrete Compression Test (ASTM C39)	\$10.00 each
Mortar Cubes/Grout Prisms Test	\$10.50 each
Asphalt Extraction (Asphalt Content) (ASTM D2172)	\$55.00 each
Asphalt Aggregate Gradation (ASTM C136)	\$55.00 each
Asphalt Density (Bulk Specific Gravity) and Pavement Thickness (ASTM D1188)	\$50.00 each
Technician to Core and Obtain Bulk Specimen (3") Core	\$50.00 each (\$150.00 minimum per trip)

Note: Overtime rates will be billed at 1.5 times the standard rates. Overtime rates will be charged for work performed in excess of eight hours, weekends and holidays.

**Attachment "B" - Building Services
Project Cost Schedule - Materials Testing Services
Camden Board of Elections and Historical Museum
Camden County, North Carolina
G E T Proposal PEC14-147T
Prepared for: Camden County
March 25, 2014**

	Quantity	Unit	Unit Rate (\$)	Total (\$)
I. EARTHWORK; Building Area				
Proctor Tests, natural moisture, & sieve analysis	1	each	125.00	125.00
Engineering Technician; Structural Fill Compaction Testing (1 Periodic Trip)	4	hrs	32.00	128.00
Mileage (1 Trip)	10	each	0.60	6.00
Secretary for Report Typing	2	hrs	45.00	90.00
Project Management & Report Prep., EIT	1	hrs	75.00	75.00
Report Review Sr. Engr., PE	0.5	hrs	85.00	42.50
<i>Subtotal Task I</i>				\$466.50
II. CAST-IN-PLACE CONCRETE - Building Only				
Engineering Technician For Concrete Sampling & Testing (1 Slab on grade Pour)	5	hrs	32.00	160.00
Eng. Tech for specimen pickup, login, and preparation (1 Trip)	2	hrs	32.00	64.00
Mileage (2 Trips)	20	each	0.60	12.00
Concrete Compressive Strength Testing (1 Set of 6)	6	each	10.00	60.00
Secretary for Report Typing	2	hrs	45.00	90.00
Project Management & Report Prep., EIT	1	hrs	75.00	75.00
Report Review Sr. Engr., PE	0.5	hrs	85.00	42.50
<i>Subtotal Task II</i>				\$503.50
III. MASONRY CONSTRUCTION				
Eng. Tech for Grout and Mortar Sampling/Testing, specimen pickup, login, and preparation (6 Trips)	12	hrs	32.00	384.00
Compressive Strength Testing - Grout (2 Sets of 8)	16	each	10.50	168.00
Compressive Strength Testing - Mortar (2 Sets of 6)	12	each	10.50	126.00
Mileage (6 Trips)	60	mile	0.60	36.00
Secretary for Report Typing	3	hrs	45.00	135.00
Project Management & Report Prep., EIT	2	hrs	75.00	150.00
Project Management & Report Prep., Sr. Engr., PE	1	hrs	85.00	85.00
<i>Subtotal Task III</i>				\$1,084.00
TOTAL ALL SERVICES				\$2,054.00
				

**Attachment "C" - Site Work Services
 Project Cost Schedule - Materials Testing Services
 Camden Board of Elections and Historical Museum
 Camden County, North Carolina
 G E T Proposal PEC14-147T
 Prepared for: Camden County
 March 25, 2014**

	Quantity	Unit	Unit Rate (\$)	Total (\$)
I. SITEWORK; Pavement Areas				
Proctor Tests, natural moisture, & sieve analysis	2	each	125.00	250.00
Field Engineer for Subgrade Evaluations (1 trip)	2.5	hrs	75.00	187.50
Engineering Technician; Compaction Testing select fill and/or ABC materials (2 Trips)	5	hrs	32.00	160.00
Engineering Technician; Asphalt Coring, Sampling, and Cold Patching (1 Trip)	2.5	hrs	32.00	80.00
Asphalt Core Thickness and Density (1-Layer Heavy Duty)	2	each	50.00	100.00
Asphalt Content and Aggregate Gradation	1	each	110.00	110.00
Mileage (4 Trips; 10 miles round trip/trip)	40	each	0.60	24.00
Secretary for Report Typing	3	hrs	45.00	135.00
Project Management & Report Prep., EIT	1	hrs	75.00	75.00
Project Management & Report Prep., Sr. Engr., PE	0.5	hrs	85.00	42.50
<i>Subtotal Task I</i>				\$1,164.00
TOTAL ALL SERVICES				\$1,164.00



WORK AUTHORIZATION FORM

**Proposal for Construction Materials Testing Services –
 Construction Materials Testing Services
 Camden Board of Elections and Historical Museum
 Camden County, North Carolina
 G E T Proposal PEC14-147T
 Prepared for: Camden County**

G E T PROPOSAL NO: PEC14-147T; DATED MARCH 25, 2014

FEE ESTIMATE – BUILDING SERVICES: \$2,054.00 Authorized

**FEE ESTIMATE – SITE WORK (PAVEMENT) SERVICES:
\$1,164.00 Authorized**

AGREED TO THIS _____ DAY OF _____, 2014

BY: _____
 (Signature) (Please Print Name)

TITLE: _____

FIRM: _____

BILLING ADDRESS: _____

PHONE/FAX: _____

EMAIL ADDRESS: _____

GENERAL CONDITIONS
 GET SOLUTIONS, INC.

1. PARTIES AND SCOPE OF WORK: Geotechnical, Environmental and Testing Solutions, Inc. (Hereinafter referred to as "GET") shall include said company or its particular division, subsidiary or affiliate performing the work. "Work" means the specific geotechnical, analytical, testing or other service to be performed by GET as set forth in GET's proposal, Client's acceptance thereof and these General Conditions. Additional work ordered by Client shall also be subject to these General Conditions. "Client" refers to the person or business entity ordering the work to be done by GET. If Client is ordering the work on behalf of another, Client represents and warrants that it is the duly authorized agent of said party for the purpose of ordering and directing said work. Unless otherwise stated in writing, Client assumes sole responsibility for determining whether the quantity and nature of the work ordered by the Client is adequate and sufficient for Client's intended purpose. Client shall communicate these General Conditions to each and every third party to whom Client transmit any part of GET's work. GET shall have no duty or obligation to any third party greater than that set forth in GET's proposal, Client's acceptance thereof and these General Conditions. The ordering of work from GET, or the reliance on any of GET's work, shall constitute acceptance of GET's proposal and these General Conditions, regardless of the terms of any subsequently ordered document.

2. TESTS AND INSPECTIONS: Client shall cause all tests and inspections of the site, materials and work performed by GET or others to be timely and properly performed in accordance with the plans, specifications and contract documents and GET's recommendations. NO claims for loss, damage or injury shall be brought against GET by Client or any third party, unless all tests and inspections have been so performed and unless GET's recommendations have been followed. Client agrees to indemnify, defend and hold GET, its officers, employees and agents harmless from any and all claims, suits losses, costs and expenses, including, but not limited to, court costs and reasonable attorney's fees in the event that all tests and inspections are not so performed or GET's recommendations are not followed except to the extent that such failure is the result of the negligence, will for or wanton act or omission of GET, its officers, agents or employees, subject to the limitation contained in paragraph 7.

3. ACCESS TO SITE: Client will arrange and provide such access to the site as is necessary for GET to perform the work. GET shall take reasonable measures and precautions to minimize damage to the site and any improvements located thereon as the result of its work or the use of its equipment.

4. RESPONSIBILITY: GET's work shall not include determining, supervising, or implementing the means, methods, techniques, sequences or procedures of construction. GET shall not be responsible for evaluating, reporting or affecting job conditions concerning health, safety or welfare. GET's work or failure to perform same shall not in any way excuse any contractor, subcontractor or supplier from performance of its work in accordance with the contract documents. GET has no right or duty to stop the contractor's work.

5. SAMPLE DISPOSAL: Unless otherwise agreed in writing, test specimens, or samples will be disposed immediately upon completion of the test. All drilling samples or specimens will be disposed sixty (60) days after submission of GET's report.

6. PAYMENT: Client shall be invoiced once each month for work performed during the preceding period. Client agrees to pay each invoice within thirty (30) days of its receipt. Client further agrees to pay interest on all amounts invoiced and not paid of objected to for valid cause in writing with said thirty (30) day period at the rate of eighteen (18) percent per annum (or the maximum interest rate permitted under applicable law), until paid. Client agrees to pay GET's cost of collection of all amounts due and unpaid after sixty (60) days, including court costs and reasonable attorney's fees. GET shall not be bound by any provision or agreement requiring or providing for arbitration of disputes or controversies arising out of this agreement, any provision wherein GET waives any rights to a mechanical lien, where required, that GET shall file a lien whenever necessary to collect past due amounts. Failure to make payment within 30 days of invoice shall constitute a release of GET from any or all claims which Client may have, whether in tort, contract or otherwise, and whether known or unknown at the time.

7. STANDARD OF CARE: GET's services will be performed, its findings obtained and its reports prepared in accordance with its proposal, client's acceptance thereof, these general conditions and with general accepted principles and practices. In performing its professional services, GET will use that degree of care and skill ordinarily exercised under similar circumstances by members of its profession. This standard is in lieu of all other warranties or representations, either expressed or implied. Statements made in GET reports are opinions based on engineering judgment and are not to be construed as representations of fact.

Should GET or any of its professional employees be found to have been negligent in the performance of its work, or to have made and breached any expressed or implied warranty, representation or contract, client, all parties claiming through client and all parties claiming to have in any way relied on GET's work agree that the maximum aggregate amount of the liability of GET, its officers, employees and agents shall be limited to \$25,000.00 or the total amount of the fee paid to GET for its work performed with respect to the project, whichever is greater.

No action or claim, whether in tort, contract, or otherwise, may be brought against GET, arising from or related to GET's work, more than two years after the cessation of GET's work hereunder.

8. INDEMNITY: Subject to the foregoing limitations, GET agrees to indemnify and hold Client harmless from and against any and damages arising out of GET's negligence to the extent of GET's negligence. Client shall provide the same protection to the extent of its negligence. In the event that Client or Client's principal shall bring any suit, cause of action, claim or counterclaim against GET, the party initiating such action shall pay GET the costs and expenses incurred by GET to investigate, answer and defend it, including reasonable attorney's and witness fees and court costs to the extent the GET shall prevail in such suit.

9. TERMINATION: This agreement may be terminated by either party upon seven days' prior written notice. In the event of termination, GET shall be compensated by Client for all services performed up to and including the termination date, including reimbursable expenses, and for the completion of such services and records as necessary to place GET's files in order and/or protect its professional reputation.

10. PROVISIONS SEPARABLE: The parties have entered into this agreement in good faith, and it is the specific intent of the parties that the terms of these General Conditions be enforced as written. In the event the provisions of these General Conditions should be found to be unenforceable, it shall be stricken and the remaining provisions shall be enforceable.

11. ENTIRE AGREEMENT: This agreement constitutes the entire understanding of the parties, and there are no representations, warranties or undertakings made other than as set forth herein. This agreement shall be amended, modified or terminated only in writing, signed by each of the parties hereto.

12. NON-DISCRIMINATION AND EQUAL OPPORTUNITY: GET Solutions, Inc. ensures nondiscrimination in all programs and activities in accordance with Title VI of the Civil Rights Act of 1964, as amended and other nondiscrimination laws and authorities, that include regulations relative to nondiscrimination in federally-assisted programs of the Department of Transportation (DOT) Title 49, Code of Federal Regulations (CFR) and the Federal Highway Administration's Title 23 Code of Federal Regulations 200. GET Solutions, Inc. does not discriminate against any person on the basis of race, color, national origin, sex age, disability, or low-income.

In all solicitations, either by competitive bidding or negotiation made by GET Solutions, Inc. for work to be performed under a subcontract, including procurements of materials or equipment, each potential subcontractor or supplier shall be notified of their obligations under the contract and the Regulations relative to nondiscrimination on the grounds of race, color, national origin, sex, age, disability, and low income. GET Solutions, Inc. will include the necessary provisions in every subcontract; including procurements of materials and leases of equipment, unless exempt by the Regulations, or directives issued pursuant there to act of 1964.

**Camden County Board of Commissioners
AGENDA ITEM SUMMARY SHEET**

Item Number: 4.E

New Business

Meeting Date: April 7, 2014
Attachments: 1 (13 Pages)
Submitted By: Tax Administration

ITEM TITLE: 2013 Advertisement of Tax Liens on
real property

MOTION MADE	
BY:	
S. Duckwall	_____
G. Meiggs	_____
M. McLain	_____
R. Krainiak	_____
C. Riggs	_____
NO MOTION	_____

VOTE:	
S. Duckwall	_____
G. Meiggs	_____
M. McLain	_____
R. Krainiak	_____
C. Riggs	_____
ABSENT	_____
RECUSED	_____

SUMMARY:

Pursuant to G.S. 105-369(a), the Tax Administrator must report to the County Commissioners the total amount of unpaid taxes for the current fiscal year that are liens on real property.

Pursuant to G.S. 105-369(c), the County Commissioners need to set the date for advertising the tax lien for real property.

Recommendation:

1. Motion to accept the attached report from the Tax administrator that, as April 1, 2014, the total amount of unpaid taxes for the current fiscal year that are liens on real property is \$311,704.68 and that this figure shall change over time with collections and releases.
2. Motion to set the 2013 tax liens on real property advertising date of April 25, 2014.

ACS Tax System CAMDEN COUNTY
04/01/2014 13:06:05 Update Lien Fee TC330U COVERPAGE

* * * * * L I E N A D * * * * *
* * * * * L I E N A D * * * * *
* * * * * L I E N A D * * * * *
* * * * * L I E N A D * * * * *

Report Selection:

Update Lien Fee if Delinquent

Update Parcels for year..... 2013
If Delinquent Amount is Not Less Than.. 1.00
Calculate Interest To Date.....
Run Option..... 1
1. Edit List Only
2. Edit List and Update Lien Fee

Run Instructions:

Jobq Banner Copies Form Printer Hold Space LPI Lines CPI
L LIEN AD 01 P7 Y S 6 066 10

ACS Tax System
04/01/2014 13:06:06

Update Lien Fee

CAMDEN COUNTY
TC330U

PAGE 1

Parcel#	Taxbill#	Owner	Legal-Desc	Principal Tax
03-8972-00-36-9698.0000	66289	ABODE OF CAMDEN INC.		222.60
03-8971-00-23-2253.0000	66291	ABODE OF CAMDEN, INC.		747.34
03-8972-00-53-8746.0000	66292	ABODE OF CAMDEN, INC.		165.60
03-8972-00-54-8028.0000	66293	ABODE OF CAMDEN, INC.		47.27
03-8972-00-63-0431.0000	66294	ABODE OF CAMDEN, INC.		165.60
03-8972-00-63-2818.0000	66295	ABODE OF CAMDEN, INC.		165.60
03-8972-00-64-2120.0000	66296	ABODE OF CAMDEN, INC.		193.80
03-8973-00-08-6985.0000	66304	WANDA ADAMS		482.71
03-8973-00-18-1899.0000	66305	WANDA ADAMS		668.94
03-8973-00-19-2056.0000	66306	WANDA ADAMS		649.02
03-8973-00-19-2109.0000	66307	WANDA ADAMS		666.61
02-8945-00-79-3407.0000	66313	BONITA J. AGLIARDO	JUNIPER RIDGE	763.98
02-8934-01-16-5511.0000	66348	ROBERT ALBURY		578.90
02-8944-00-90-1018.0000	66371	RICHARD SCOTT ALLEN	DANSON'S GRANT	903.82
01-7998-01-17-7758.0000	66393	SALLIE S. AMES LE	PROP. TO LOIS THORNTON & CECIL	325.10
03-8899-00-35-9977.0000	66394	KEVIN PAUL AMICK		563.65
03-8899-00-36-9198.0000	66395	KEVIN PAUL AMICK	LONGPORT MARINA	347.28
02-8943-01-27-0565.0000	66396	VIRGINIA A. AMMONS	WHITEHALL SHORES	1,071.65
02-8934-01-18-8072.0000	66428	ARNOLD AND THORNLEY, INC.	VILLAGE CARPET	1,224.25
02-8934-01-18-8072.0001	66429	ARNOLD AND THORNLEY, INC.		181.76
02-8945-00-67-0400.0000	66461	ELLA AYDLETT	BRAY	589.64
01-7989-04-60-0662.0000	66462	FRANCES AYDLETT		400.34
01-7997-00-75-4295.0000	66487	JACKIE E. BAILEY, JACQUELINE	MARANATHA ISLAND	2,507.02
02-8934-03-33-9898.0000	66507	CHARLOTTE YVONNE BALLANCE		300.00
01-7979-00-94-6193.0000	66539	HERSEY LYN BARBER		777.04
01-7999-00-32-3510.0000	66547	LEAH BARCO	MULLEN LOT 1	194.93
03-8962-00-04-9097.0000	66562	CECIL BARNARD HEIRS	BARCO 2	171.07
03-8962-00-67-1021.0000	66563	CECIL BARNARD HEIRS	BARCO	134.46
01-7999-00-89-6175.0000	66564	DOUGLAS E BARNARD		693.64
02-8944-00-14-1898.0000	66580	RUBY B. BARNES		205.91
02-8944-00-14-2949.0000	66581	RUBY BAUM BARNES		512.68
03-8963-00-39-2431.0000	66609	IRIS J. BARTLETT		867.21
03-8963-00-70-9455.0000	66616	JESSIE BASNIGHT		861.61
01-7998-01-16-3991.0000	66621	ERNEST A. BASS III	ALSO LOT 16	638.31
01-7997-00-75-7369.0000	66624	WILLIAM B. BATES	MARANATHA ISLAND	1,700.31
01-7979-00-56-6017.0000	66672	BENJAMIN WILSON BENTON JR.		12.31
02-8916-00-83-2844.0000	66691	CARL W. BERRY		235.67
03-8899-00-06-2628.0000	66731	BESS N. COFFEE MARITAL TRUST		300.00
03-8899-00-45-4597.0001	66745	LLOYD GEORGE BIZZELL, JR.	FISHERMANS VILLAGE	238.14
03-8965-00-44-3855.0000	66747	OTTIS K. BLACK JR.	FORBES HOME PLACE	162.16
03-8962-00-73-3144.0000	66750	MINNIE BLACKWELL	1/2 INTERST	262.00
02-8945-00-44-4690.0000	66785	DONALD BOGUES		344.49
03-8953-03-12-6266.0000	66883	R.VERNON BRAY, JR.		1,368.95
03-8963-00-49-2974.0000	66884	R.VERNON BRAY, JR.	MORRISETT	506.52
01-7080-00-51-5912.0000	66908	JIMMY D. BRICKHOUSE JR.	1 LOT	997.59
01-7998-00-61-7934.0000	66909	JOE ABNER BRICKHOUSE		945.88
02-8916-00-78-5277.0000	66918	STEVEN RAY BRICKHOUSE		313.06
01-7989-03-41-0084.0000	66920	THOMAS E. BRICKHOUSE	US 17 VILLAGE SOUTH	924.49
03-8971-00-65-2545.0000	66926	JAMES L. BRIGMAN	WRIGHT	745.72
02-8944-00-87-4715.0000	66929	MARK M. BRIGMAN SR & LISA L.		3,123.77
01-7989-04-60-1568.0000	66940	EMMA BRITE HEIRS		137.76
01-7988-00-13-0528.0000	66945	LENIAL M. BRITE	WILLIAMS	196.85
01-7080-00-62-9444.0000	66950	JONATHON M BROOKS	SANDERS CROSSING	1,713.19

Parcel#	Taxbill#	Owner	Legal-Desc	Principal Tax
02-8955-00-08-6470.0000	66951	KARLA E. BROOKS		
02-8927-00-51-8089.0000	66952	SHIRLEY STATEN BROOKS	BUTTS	852.31
02-8927-00-94-8244.0000	66953	SHIRLEY STATEN BROOKS		172.69
03-8965-00-23-0588.0000	66954	THOMAS BROOKS		78.17
01-7988-00-91-0179.0001	66968	THOMAS L. BROTHERS HEIRS		270.93
02-8936-00-48-6353.0000	66977	MARGARET OVERTON BROWN		307.98
01-7998-00-50-3860.0000	66981	SHIRLEY DUDLEY BROWN	C. T. SAWYER WOODLAND	543.88
03-8963-00-30-3615.0000	66999	A. GREGORY BUCKLEY		646.15
03-8963-00-31-3070.0000	67000	A. GREGORY BUCKLEY	HOMEPLACE	145.73
03-8963-00-40-1557.0000	67001	A. GREGORY BUCKLEY		587.07
03-8963-00-40-4522.0000	67002	A. GREGORY BUCKLEY		58.43
03-8963-00-40-7415.0000	73111	A. GREGORY BUCKLEY		55.06
03-8963-00-40-9482.0000	67003	A. GREGORY BUCKLEY		54.38
03-8963-00-50-2349.0000	67004	A. GREGORY BUCKLEY		52.90
03-8973-00-21-4314.0000	67021	BEN F. BURGESS		53.38
03-8962-00-09-6661.0000	67022	BEN FORBES BURGESS		349.84
03-8953-04-50-6925.0000	67024	CHRISTINA HILBERT BURGESS		216.59
03-8899-00-16-2671.2425	67048	RAYBURN BURGESS	EDGEWATER	743.47
02-8934-03-20-7985.0000	67050	RUTH ANN BURGESS ETAL	ETAL=RUTH BURGESS,RUSSELL RUPE	2,365.68
03-8962-00-50-0273.0000	67055	DAISEY WILLIAMS BURNHAM		968.05
03-8899-00-36-1568.0000	67095	PETER BUTSAVAGE	HONEY SUCKLE	95.26
02-8934-03-43-0085.0000	67099	CARLTON BUTTS		130.25
02-8936-00-14-3680.0000	67102	DONALD BUTTS		366.66
02-8934-03-43-4087.0000	67106	GEORGE SWENDELL BUTTS		116.96
02-8927-00-83-4439.0000	67110	JOHN BUTTS III		607.81
02-8934-03-43-3133.0000	67111	JOHNNIE BUTTS IV		464.45
02-8927-00-50-7936.0000	67118	OSCAR BUTTS JR.	BUTTS	715.87
02-8927-00-94-1355.0000	67119	OSCAR BUTTS JR.		172.69
02-8927-00-61-0231.0000	67123	OSCAR E. BUTTS	BUTTS	78.17
02-8937-00-04-3129.0000	67124	OSCAR E. BUTTS		172.69
03-9809-00-23-8838.0000	67137	WILLIAM DAVID BYRUM		78.17
03-9809-00-23-9836.0000	67138	WILLIAM DAVID BYRUM		782.03
01-7080-00-07-3293.0000	67184	CAMDEN SQUARE ASSOCIATES	WHARFS LANDING	216.79
01-7080-00-07-7912.0000	67185	CAMDEN SQUARE ASSOCIATES	WHARFS LANDING	3,270.62
01-7080-00-16-3679.0000	67187	CAMDEN SQUARE ASSOCIATES	POND	1,297.66
01-7080-00-16-7195.0000	67189	CAMDEN SQUARE ASSOCIATES	WHARF'S LANDING-OPEN SPACE	588.59
01-7080-00-17-0129.0000	67190	CAMDEN SQUARE ASSOCIATES	WHARFS LANDING	60.20
01-7080-00-24-0936.0000	67191	CAMDEN SQUARE ASSOCIATES	WHARF'S LANDING	5,056.10
01-7080-00-25-2263.0000	67192	CAMDEN SQUARE ASSOCIATES	WHARF'S LANDING PHASE 3B	3,625.18
01-7080-00-25-2414.0000	67193	CAMDEN SQUARE ASSOCIATES	WHARF'S LANDING PHASE 3B	462.40
01-7080-00-26-6184.0000	67196	CAMDEN SQUARE ASSOCIATES	WHARF'S LANDING PHASE 3B	402.38
01-7080-00-47-2055.0000	67197	CAMDEN SQUARE ASSOCIATES	WHARF'S LANDING-OPEN SPACE	71.69
01-7080-00-68-2061.0000	67198	CAMDEN SQUARE ASSOCIATES	WHARF'S LANDING	1,636.66
02-8935-01-19-4055.0000	67254	ANDERSON CARTWRIGHT SR.	HOFLE-ALBERTSON	541.63
03-8990-00-63-0142.0000	67263	CYNTHIA CARTWRIGHT	SPENCE TRACT	175.82
02-8926-00-45-4695.0000	67304	WILLIAM CARTWRIGHT	ALSO N29	24.75
01-7080-00-52-8680.0000	67313	MICHAEL R. CATHEY		248.79
03-8953-04-81-9832.0000	67315	MAIDIA S. CECIL HEIRS	SWINDELL	53.10
02-8936-00-23-4750.0000	67335	CHARLIE RUDOLPH CHAMBLEE		961.30
02-8936-00-25-7407.0000	67336	CHARLIE RUDOLPH CHAMBLEE	ALSO 15-19	132.48
03-8971-00-86-7714.0000	67348	GLENNA CHAPPELL		108.25
02-8944-00-06-7005.0000	67357	JEFFERY R CHEDISTER	IVY MEADOWS	307.03
01-7979-00-85-5716.1000	67365	CHESAPEAKE HUNTING CLUB	LEASEHOLD	501.10
				41.61

Parcel#	Taxbill#	Owner	Legal-Desc	Principal Tax
02-8923-00-19-3774.0036	67369	DOUGLAS M. CHESSON	PELICAN MARINA	230.10
01-8907-00-34-3749.0000	67370	ROBERT J. CHESSON	1 LOT	497.57
01-7082-00-98-0901.0000	67375	CITY OF CHESAPEAKE		631.88
03-8980-00-84-6726.0000	67406	OTIS COCKRILL		7.42
03-8971-00-53-5091.0000	67419	THOMAS COLE ETAL	ETAL=THOMAS ALAN COLE, VICKI	2.91
03-8972-00-67-4674.0000	67428	DONALD M. COLLINS	BURGESS	765.22
01-7081-00-52-3484.0000	67439	WILLIAM K. COLONNA		570.29
01-7081-00-52-7312.0000	67440	WILLIAM K. COLONNA		866.80
02-8923-00-19-3774.0010	67456	WILLIAM CONOVER	PELICAN MARINA	230.10
02-8923-00-19-3774.0017	67457	WILLIAM CONOVER	PELICAN MARINA	230.10
02-8923-00-19-3774.0021	67458	WILLIAM CONOVER	PELICAN MARINA	230.10
02-8923-00-19-3774.0038	67459	WILLIAM CONOVER	PELICAN MARINA	230.10
02-8936-00-25-8274.0000	67474	MICHAEL COOPER		228.57
03-8962-00-55-5300.0000	67481	OCTAVIA COPELAND HEIRS	STEVENS	310.71
03-8953-03-12-1451.0000	67488	ANTHONY LOUIS CORBO	TAYLOR'S BEACH	3.38
03-8965-00-51-5673.0000	67494	KATHLEEN E. CORP		183.46
01-7988-00-14-1370.0000	67499	ISAAC COSTON		116.64
02-8944-00-89-9502.0000	67507	CARDWELL COWELL JR.		403.24
02-8944-00-99-6389.0000	67511	MICHAEL DERRICK COWELL		498.87
02-8954-00-08-1825.0000	67515	NICHOLAS SCORZELLI COWELL JR		806.31
02-8936-00-24-7074.0000	67517	WINFORD COWELL JR.		115.31
02-8944-00-99-0425.0000	67518	YVONNEDA N. COWELL		165.67
03-9809-00-33-4725.0000	67562	DENNIS CREASY	THE POINT	13.06
01-7998-01-08-9951.0000	67567	EDWARD ALONZO CREECY	MAGGIE MCCOY	152.99
01-7998-01-09-9025.0000	67568	EDWARD ALONZO CREECY	OVERTON	383.11
02-8935-02-76-2934.0000	67570	EFFIE PAULINE CREEKMORE		798.22
02-8935-02-76-5886.0000	67571	EFFIE PAULINE CREEKMORE		487.85
02-8935-02-76-5886.1000	67572	EFFIE PAULINE CREEKMORE		67.73
02-8935-02-76-6947.0000	67573	EFFIE PAULINE CREEKMORE		252.00
02-8935-02-76-7804.0000	67574	EFFIE PAULINE CREEKMORE		499.65
02-8936-00-75-3629.0000	67575	EFFIE PAULINE CREEKMORE		519.08
02-8945-00-64-4724.0000	67576	EFFIE PAULINE CREEKMORE		2.19
02-8945-00-65-7747.0000	67577	EFFIE PAULINE CREEKMORE	BRAY WOODS	39.15
03-9809-00-66-0120.0000	67586	RANDELL CRIDER	THE POINT	24.15
03-8953-00-76-9665.0000	67587	SHARON RENEE CRIDER		689.68
03-8971-00-97-4824.0000	67588	MICHAEL J. CRIFACI	GREEN ACRES	1,000.34
02-8933-02-97-7453.0000	67608	CHRISTOPHER N CURL	WHITEHALL SHORES	1,347.09
03-8964-00-20-6044.0000	67661	GEORGE DANCE ETAL	ETAL=GEORGE DANCE, JAMES, ALVIN,	384.77
02-8943-01-27-4358.0000	67663	DANIEL A. & SYLVIA J. HAASE	WHITEHALL SHORES	233.96
02-8935-03-40-3531.0000	67683	EVERETT A. DAVENPORT		287.01
02-8935-03-40-3652.0000	67684	EVERETT A. DAVENPORT		110.97
02-8935-03-40-3652.1000	67685	HOWARD DAVENPORT	LEASEHOLD	97.82
01-7080-00-53-8650.0000	67700	NELSON DAVILA	SANDERS CROSSING	50.00
01-7989-00-12-2442.0000	67701	BARBARAETTE MORRIS DAVIS	HOUSE & LOT	416.53
02-8924-00-61-4600.0000	67730	MARGARET DECKER HEIRS		6.54
03-8899-00-55-1493.0000	67741	JAMES ALAN DELONG	FISHERMAN'S VILLAGE	59.22
03-8899-00-55-2698.0000	67742	JAMES ALAN DELONG	ALSO LOT 54	940.80
03-8899-00-55-3932.0000	67743	JAMES ALAN DELONG	FISHERMAN'S VILLAGE	143.82
03-8899-00-56-3172.0000	67744	JAMES ALAN DELONG	FISHERMANS VILLAGE	169.20
03-8899-00-56-3291.0000	67745	JAMES ALAN DELONG	FISHERMANS VILLAGE	169.20
01-7998-01-18-1579.0000	67768	FABIAN DIXON		1,533.55
02-8945-00-67-3935.0000	67776	RONALD P. DODSON		1,242.86
02-8945-00-67-6899.0000	67777	RONALD P. DODSON		286.27

ACS Tax System
04/01/2014 13:06:06

Update Lien Fee

CAMDEN COUNTY
TC330U

PAGE 4

Parcel#	Taxbill#	Owner	Legal-Desc	Principal Tax
02-8934-02-76-1497.0000	67793	KEITH A DOWDY	CAMDEN TERRACE	723.49
02-8945-00-53-2350.0000	67795	CARTER C DOZIER	HERBERT MERCER	376.79
02-8936-00-23-2667.0000	67799	VIVIAN F. DOZIER		124.75
03-8952-01-49-1090.0000	67823	DRACHMA, INC & SIMSON BAAI, LLC		723.60
01-7989-04-90-0938.0000	67872	DORIS EASON		76.38
01-8907-00-34-2520.0000	67875	JONATHAN & SHERRY EASON		183.52
01-8907-00-34-3335.0000	67876	JONATHAN & SHERRY EASON		421.37
01-7090-00-54-9324.0000	67879	RUDOLPH EASON		158.29
01-7081-00-81-2862.0000	67881	WILLIE A. EASON SR.	CREEKMORE	502.06
03-8953-04-91-2404.0000	67889	MEIGS D. EDMONDSON		333.94
02-8935-02-76-5639.0000	67897	SHEILA RIGGS EDWARDS		1,714.95
03-8953-04-70-4645.0000	67903	SHEILA RIGGS EDWARDS		507.72
03-8953-04-70-6605.0000	67904	SHEILA RIGGS EDWARDS		717.16
03-8973-00-30-0618.0000	67912	SHEILA RIGGS EDWARDS	FOSTER	619.01
01-7989-04-60-2199.0000	67923	JOHN JUNIOR ELLIOTT		42.72
03-8965-00-51-6410.0000	67946	E. EUGENE ENGLISH		369.72
02-8935-02-66-7093.0000	67954	B. F. ETHERIDGE HEIRS		807.12
02-8935-02-75-1959.0000	67955	B. F. ETHERIDGE HEIRS		297.00
02-8944-00-51-7111.0000	67959	FLOYD & JUNE T. ETHERIDGE	DANSON'S GRANT	2,345.83
03-8953-03-02-1576.0000	67960	FLOYD & JUNE T. ETHERIDGE	TAYLOR'S BEACH	558.21
02-8945-00-41-2060.0000	67963	LASELLE ETHERIDGE SR.	ALSO 166 BUSHELL RD	533.99
01-7989-04-50-7223.0000	67964	LAURA ETHERIDGE ETAL LE	LE TO LAURA ETHERIDGE, ERNEST	283.55
02-8954-00-97-5406.0000	67966	MYRA SHAW ETHERIDGE ETAL	TENANTS IN COMMON	514.57
03-8962-00-45-9595.0000	67984	ERMA & MARVIN EVANS		236.66
03-8973-00-33-5899.0000	67985	ERVIN EVANS		312.50
02-8936-00-11-6305.0000	67995	WILLIAM EARL EVANS		509.76
01-7998-01-17-5611.0000	67998	JOSEPH & ELIZABETH EVERETT		24.12
02-8946-00-21-8456.0000	68021	FEDERAL HOME LOAN MORTGAGE CO.		992.48
01-7989-04-90-6715.0000	68032	ANDREW FEREBEE HEIRS		589.05
02-8944-00-36-1417.0000	68076	ROSA ALICE FEREBEE	SEYMOUR	543.54
03-8971-00-23-8266.0000	68095	STEPHEN W. FINLEY		439.25
03-8974-00-72-5444.1000	68097	FIRST LEASE, INC.		282.76
03-8965-00-43-1830.0000	68114	LENNON KERMIT FLOYD JR.		547.74
03-8973-00-23-3552.0000	68124	CALVIN PRESTON FORBES LE	AFTER LIFE ESTATE THEN TO FAYE	161.07
02-8954-00-43-9881.0000	68131	DAVID E. FORBES		212.96
03-8965-00-37-4242.0000	68135	DORA EVANS FORBES		182.39
03-8965-00-37-9112.0000	68136	DORA EVANS FORBES	HOUSE & LOT	67.51
03-8973-00-24-4219.0000	68139	ERNESTINE BURGESS FORBES		168.74
02-8935-03-30-3126.0000	68144	GLENN ALLAN FORBES ET AL		308.01
03-8954-00-97-9233.0000	68152	ISAAC CROSBY FORBES		133.14
03-8972-00-56-9710.1000	68153	JAMES D. FORBES II	LEASEHOLD	491.95
03-8965-00-46-7001.1000	68156	JEFF GRANT FORBES	LEASEHOLD	482.72
03-8973-00-18-4582.0000	68157	JEREMY WILLIAM FORBES		502.28
03-8965-00-43-8466.0000	68181	KEVIN S. FORBES		609.68
03-8973-00-23-5745.0000	68184	STEPHEN CLAYTON FORBES LE	LIFE ESTATE THEN TO STEPHEN	402.71
03-8970-00-28-5952.0000	68186	THOMAS GARY FORBES		273.73
03-8970-00-29-6005.0000	68187	THOMAS GARY FORBES		591.14
02-8923-00-69-0496.0000	68225	CLAY FOREMAN JR.		144.00
02-8924-00-70-2284.0000	68226	CLAY FOREMAN JR.		144.00
02-8924-00-80-2958.0000	68227	CLAY FOREMAN JR.		144.00
02-8924-00-91-1575.0000	68228	CLAY FOREMAN JR.		144.00
03-8990-00-64-8379.0000	68279	CHRISTOPHER FROST-JOHNSON	BROAD CREEK CLUB	125.45
03-8953-03-44-0320.0000	68294	FREDERICK MILTON GALLOP		254.73

Parcel#	Taxbill#	Owner	Legal-Desc	Principal Tax
03-8962-00-45-9335.0000	68296	JAMES E. GALLOP ETAL		
03-8962-00-05-1771.0000	68302	THELMA GALLOP		20.52
02-8926-00-57-5139.0000	68334	MARY MCPHERSON GASKINS		162.00
03-8971-00-59-3205.0000	68376	ROY A. & ANGELA L. GIARRUSSO		371.23
01-7989-04-60-0747.0000	68381	LARRY & ISADORA GIBBS		254.14
03-8965-00-51-3110.0000	68382	LARRY & ISADORA GIBBS		309.47
03-8990-00-18-1154.0000	68394	WINTON EDWARD GILLESPIE	MINORCA	537.19
03-8972-00-60-1556.0000	68397	EDITH PIERCE GILLIKIN LE	AFTER LE TO RENEE GILLIKIN	337.16
01-7999-00-64-4905.0000	68443	JOYCE LORRAINE GORDON		378.82
03-8899-00-45-6784.0000	68455	KAY F. GOW	FISHERMAN'S VILLAGE	453.05
01-8000-00-37-3464.0000	68458	ROBERT E. & BECKY S. GOWER, SR	CHRISTOPHERS ACRES	144.00
01-8907-00-16-8832.0000	68469	DAVID GRAY		4.06
01-8907-00-17-8300.0000	68470	DAVID GRAY	BUTTS	317.30
01-7080-00-64-4449.0000	68475	LINDA A. & DANIEL B. GRAY		585.94
02-8934-04-71-7464.0000	68503	EVELYN BRAY GREGORY		406.45
02-8935-01-08-8786.0000	68509	LINWOOD GREGORY		686.54
01-7090-00-70-3221.0000	68510	LONZO FISHER GREGORY		643.75
02-8945-00-65-2036.0000	68513	MERLE S. GREGORY		919.42
02-8945-00-54-7659.0000	68515	MILTON J GREGORY	# BOGUES	601.36
03-8963-00-56-3218.1000	68535	ERIN JENNIFER GRIES		211.61
03-8964-00-08-7781.0000	68548	JACQUILYN A. GRIFFIN	TIMBERLAND	277.27
01-7989-04-60-0628.0000	68549	JAMES GLEN GRIFFIN		734.65
01-7989-04-60-1711.0000	68550	JAMES GLEN GRIFFIN	LOY	153.46
01-7989-04-60-1885.0000	68551	JAMES R. & SHIRLEY GRIFFIN		435.91
01-7989-04-60-3728.0000	68552	JAMES R. & SHIRLEY GRIFFIN		96.00
01-7090-00-60-5052.0000	68553	JOE GRIFFIN HEIRS	WHITE	1,179.63
01-7090-00-60-8249.0000	68561	PEARL GRIFFIN		82.74
02-8936-00-24-7933.0000	68564	SHIRLEY GRIFFIN ETAL	ETAL=M.JAMES,E.EDWARDS,	311.19
02-8936-00-24-8909.0000	68565	SHIRLEY GRIFFIN ETAL	ETAL=M.JAMES,E.EDWARDS,	32.40
02-8936-00-25-5063.0000	68566	SHIRLEY GRIFFIN ETAL	ETAL=M.JAMES,E.EDWARDS,	80.49
02-8935-02-58-8153.1000	68587	JESSE GRUMBLES		62.93
03-8965-00-36-4856.0000	68594	JEFFREY NEAL GURGANUS		167.71
02-8944-00-90-6944.0000	68617	GEORGE R. HALL II		789.92
03-8972-00-67-2843.0000	68663	VINCENT TOD HAMMOND		833.75
02-8944-00-16-6794.0000	68685	ROBERT C HARMISON JR & KELLY	IVY MEADOWS - RESIDUAL PROP.	549.10
02-8944-00-21-8102.0000	68726	CARL HARRINGTON		267.99
02-8944-00-21-8687.0000	68727	CARL HARRINGTON	AFTER LE GOES TO CARRIE L.	438.48
02-8944-00-21-9489.0000	68728	CARL HARRINGTON		436.27
02-8944-00-30-2221.0000	68729	CARL HARRINGTON		371.71
02-8944-00-30-6441.0000	68730	CARL HARRINGTON		186.52
02-8944-00-31-2148.0000	68731	CARL HARRINGTON		74.66
03-8971-00-54-7373.0000	68753	DEWAYNE HARRIS, RICHARD HARRIS	BURGESS	1,028.08
01-7998-01-08-6797.0000	68764	EDWARD E. HARRIS JR.	HARRIS	715.21
02-8936-00-25-9587.0000	68766	EDWARD O. HARRIS		650.01
02-8945-00-53-5250.0000	68769	EVELYN HARRIS		212.97
03-8971-00-53-7463.0000	68778	JOSHUA KADE HARRIS		92.36
03-8962-00-56-7217.0000	68795	TONYA HUGHES HARRIS		201.60
03-8953-03-03-4389.0000	68806	JESSE & DOROTHY HARRISON	BLOCK 1 16-A	526.28
03-8953-03-13-0652.0000	68807	JESSE & DOROTHY HARRISON	BLOCK 1 L-11	234.41
03-8971-00-66-7005.0000	68812	PATSY M. HARRISON LE	PATSY HARRISON LE THEN TO	376.26
03-8971-00-66-6199.0000	68814	WILLIS DALTON HARRISON		318.82
02-8934-04-71-6466.0000	68836	KIRK EDWARD HASSELL		187.88
02-8943-01-17-1673.0000	68847	MILDRED A. HAVRILLA	ALSO LOT 10	340.07
				1,619.07

Parcel#	Taxbill#	Owner	Legal-Desc	Principal Tax
03-8971-00-75-2067.0000	68869	PATRICIA PIERCE HEATH	GOOSE CREEK	294.93
01-7090-00-95-4019.0001	68898	MARK DAN HEWITT	1/2 UND INT	129.06
01-7979-00-92-6231.0000	68902	WILL HICKS	RIGGS	349.65
01-7989-03-41-5492.0000	68903	WILL HICKS		127.80
03-8965-00-44-4401.0000	68905	CLOAH J. HIGGINBOTHAM		276.33
02-8936-00-25-9695.0000	68928	PATRICIA C. HILL		727.09
02-8934-01-17-5367.0000	68938	LINDA SUE LAMB HINTON		190.08
02-8934-01-18-6001.0000	68939	LINDA SUE LAMB HINTON	HOME & MOBILE HOME PARK	4,172.22
02-8934-01-18-6001.1000	68940	LINDA SUE LAMB HINTON		555.32
03-9809-00-43-4545.0000	68941	REBECCA L. HITE	THE POINT	21.60
03-8899-00-46-4651.0000	68992	WILLIAM T. & PATRICIA HORTON	FISHERMAN'S VILLAGE	808.06
02-8923-00-09-5774.0006	68998	HOWARD K. HOUTZ JR.	HARBOR PLACE UNIT	1,315.53
02-8943-01-36-0958.0000	69010	TABATHA LYNN HUACUZ		982.05
03-8962-00-60-2021.0000	69028	CHRISTOPHER MOSE HUGHES	HUGES	300.00
03-8961-00-69-1918.0000	69030	CLEVELAND & RUBY HUGHES		195.22
03-8962-00-56-7699.0000	69031	CLEVELAND & RUBY HUGHES		125.92
03-8962-00-56-9704.0000	69032	CLEVELAND & RUBY HUGHES		129.02
03-8962-00-70-7416.0000	69033	CLEVELAND & RUBY HUGHES		91.39
03-8899-00-36-1699.0000	69052	RICHARD HUNEYCUTT	HONEYSUCKLE	111.94
01-8908-00-35-5676.0000	69062	HUNTERWOOD FARM, INC.		674.44
01-7989-04-51-6248.0000	69098	RONALD BEALE INGE		121.52
02-8935-01-07-0916.0000	69103	ROSETTA MERCER INGRAM	JUDITH MERCER ESTATE FILE 99E-	96.00
01-7988-01-38-1944.0000	69129	BESSIE P. JACKSON		237.79
01-7969-00-96-0916.1000	69132	JOSEPH BAKER JACKSON JR	LEASEHOLD	699.98
02-8945-00-91-7911.0000	69154	ROBERT FRANCIS JAMES III	SPENCE	808.27
02-8936-00-25-7407.0001	69165	CLARA JENNINGS HEIRS		72.00
01-7979-00-16-1926.0000	69206	JLO INVESTMENTS, LLC	DEERFIELD MANOR PHASE 2	399.43
01-7979-00-16-3438.0000	69208	JLO INVESTMENTS, LLC	OPEN SPACE WITH POND	358.14
01-7979-00-16-3796.0000	69209	JLO INVESTMENTS, LLC	DEERFIELD MANOR PHASE 2	442.47
01-7979-00-16-3898.0000	69210	JLO INVESTMENTS, LLC	DEERFIELD MANOR PHASE 2	475.56
01-7979-00-16-7607.0000	69215	JLO INVESTMENTS, LLC	DEERFIELD MANOR PHASE 2	281.39
01-7979-00-17-2346.0000	69216	JLO INVESTMENTS, LLC	SEPTIC EASMENT AREA	88.20
01-7979-00-17-4229.0000	69217	JLO INVESTMENTS, LLC	DEERFIELD MANOR PHASE 2	337.82
01-7979-00-17-5356.0000	69218	JLO INVESTMENTS, LLC	DEERFIELD MANOR PHASE 2	291.32
01-7979-00-17-6393.0000	69219	JLO INVESTMENTS, LLC	DEERFIELD MANOR PHASE 2	281.52
01-7080-00-52-4413.1000	69230	DARYL & KIMBERLY JOHNSON	LEASEHOLD	375.74
01-7989-04-60-0824.0000	69243	JOYCE & CLIFTON JOHNSON	BLOODFIELD	773.26
01-7979-00-64-6997.0000	69252	TOM JOHNSON		2.66
02-8916-00-39-4204.1000	69258	JONES BODY SHOP		280.45
03-8943-04-83-8536.0000	69259	JONES FAMILY CHILDRENS TRUST	PINEWOOD SHORES	1,981.17
02-8916-00-39-4204.0000	69285	DONALD RAY JONES		266.40
02-8934-04-71-8470.0000	69304	JAMES MILTON JONES ETAL		336.17
02-8934-04-71-9395.0000	69305	JAMES MILTON JONES ETAL		46.73
03-8943-04-93-8214.0000	69336	L. P. JORDAN HEIRS		261.07
01-7989-04-81-1159.0000	69340	WILBERT S. JORDAN LE	AFTER LIFE ESTATE OF WILBERT &	677.86
03-8889-00-88-4188.0000	69368	LELAND KANE	SNAPDRAGON	14.65
03-8971-00-38-9516.0000	69387	BENNETT RAY KEEL SR.		146.33
01-7998-00-55-7705.0000	69390	JASON W. & GRETCHEN M. KEETER		46.57
02-8935-02-89-4783.0000	69396	CHRISTINE A. KENNEY	CAMDEN CROSSING	50.00
03-8973-00-53-0748.0000	69428	MORRIS L. KIGHT III		821.06
03-9809-00-24-6322.0000	69457	DAVID B. KIRBY	SAN MARCO	67.32
03-8889-00-58-2124.0000	69466	KIMBERLY RAE KLINGBAIL	SEA BREEZE	706.92
03-8899-00-86-7847.0000	69523	NANCY CLARSON KRUSE	HUNTERS PARK CAMDEN PT SHORES	1.67

ACS Tax System
04/01/2014 13:06:06

Update Lien Fee

CAMDEN COUNTY
TC330U

PAGE 7

Parcel#	Taxbill#	Owner	Legal-Desc	Principal Tax
03-8970-00-29-3799.0000	69533	JOANN M. LACKS		
02-8934-01-17-4778.1000	69547	LARRY LAMB	LEASEHOLD	1,248.74
02-8934-01-17-4778.0000	69548	LARRY G. LAMB SR	STORE & MARINA	13.86
02-8934-01-26-6462.0000	69549	LARRY G. LAMB SR	KRAMER ACRES	5,464.60
02-8954-00-97-5888.0000	69550	RUSSELLETTE LAVERNE LAMB HEIRS		1,414.03
03-8974-00-10-5051.0000	69555	RONALD G & MARY E LAMON	RIDDLE ACRES	538.91
02-8943-01-48-2768.0000	69560	CYNTHIA L. CARTWRIGHT LANDRETH		1,352.95
01-7998-00-77-0454.0000	69664	SHAWN H. LEARY	.	6.03
02-8945-00-78-0288.0000	69697	MATTHEW B. & FRANCINE LEVESQUE	JUNIPER RIDGE	226.85
02-8934-04-81-2357.0000	69713	CAROLYN A. LILLY	CORRECTED PIN NUMBER DRAWN	1,128.55
02-8945-00-42-8770.0000	69733	ALBERT LISTER ETAL	ETAL=ALBERT C. LISTER, FRANK J	154.02
02-8945-00-53-1941.0000	69734	ALBERT LISTER ETAL	ETAL=ALBERT C. LISTER, FRANK J	348.19
03-8899-00-37-0046.0000	69758	ELIZABETH LONG	CAMDEN POINT SHORES	176.04
01-7989-04-50-9039.0000	69774	EULA LOWE	BLOODFIELD	18.60
02-8945-00-53-1518.0000	69776	GARY D. & BETH A. LOYD		113.96
03-8980-00-24-0191.0000	69811	TIMOTHY WADE MACKIE		1,022.28
01-7090-00-82-5970.0000	69820	MAINSTAY CONSTRUCTION, INC	TAR CORNER VILLAGE	3.25
01-7090-00-82-9772.0000	69821	MAINSTAY CONSTRUCTION, INC	TAR CORNER VILLAGE	171.12
01-7090-00-83-0122.0000	69822	MAINSTAY CONSTRUCTION, INC	TAR CORNER VILLAGE	17.36
01-7090-00-83-1303.0000	69823	MAINSTAY CONSTRUCTION, INC		78.12
01-7090-00-83-2073.0000	69824	MAINSTAY CONSTRUCTION, INC	TAR CORNER VILLAGE	481.28
01-7090-00-83-9695.0000	69828	MAINSTAY CONSTRUCTION, INC	TAR CORNER VILLAGE	280.64
01-7090-00-92-5561.0000	69829	MAINSTAY CONSTRUCTION, INC	TAR CORNER VILLAGE	513.36
01-7081-00-20-6045.0000	69833	BRIAN K. & DEBORAH A. MALCOLM	& 23 CULPEPPER FARMETTE	450.86
01-7998-01-09-8245.0000	69837	BALFOUR GILBERT MANCINI		5,513.29
03-8953-03-03-5096.0000	69843	ROBERT & MARGARET MANRIQUEZ		494.92
01-7081-00-85-8339.0000	69906	GLENNA WHITEHURST MARKHAM		1.72
01-7989-04-51-2521.0000	69915	RANDALL MORRIS MARRS		721.04
03-8965-00-42-9214.0000	69934	JANICE FERRELL MASON		142.48
02-8943-00-68-6720.0000	69946	JOSEPH MATA	DANSON'S GRANT	425.75
03-8965-00-51-1668.0000	69959	BARBARA D. MAVER		837.00
01-8908-00-51-3864.0000	69991	CHARLES E. & SHEILA E. MCCOY		146.19
01-7998-01-19-4978.0000	70010	LEROY R. MCCOY		695.81
02-8945-00-64-0431.0000	70016	MICHAEL MCCOY		699.11
03-8965-00-44-7928.0000	70027	WHALON & KATHLEEN MCCULLEN	404 SANDY HOOK ROAD HOME ALSO	687.82
03-8965-00-55-0402.0000	70028	WHALON & KATHLEEN MCCULLEN		989.83
02-8934-03-31-9750.0000	70030	CAROLYN MCDANIEL		189.00
02-8934-03-32-7553.0000	70031	CAROLYN MCDANIEL		337.58
02-8934-03-43-2243.0000	70032	CAROLYN MCDANIEL	ASKEW	312.91
02-8936-00-21-4428.0000	70033	CAROLYN MCDANIEL		555.38
02-8934-03-32-7553.1000	70034	RAYMOND MCDANIEL		1,027.84
01-7969-00-94-6590.0000	70060	LAWRENCE MCGROGAN		598.31
03-8962-00-05-0472.0000	70071	FRANK MCMILLIAN HEIRS	STEVENS	229.84
02-8944-00-91-5401.1000	70082	BRIAN KEITH MCPHERSON		804.36
01-7998-01-27-1657.0000	70084	CLARENCE MCPHERSON		127.07
01-7998-00-73-2410.0000	70085	CLARENCE LEON MCPHERSON	MURRAY	500.87
01-7091-00-10-8406.1000	70086	CLIFFIE MCPHERSON	MOBILE HOME	648.00
01-7999-03-01-1479.0000	70097	EMANUEL MCPHERSON		240.92
01-7989-00-03-0258.0000	70131	MURRAY MCPHERSON	MCPHERSON ALSO 195A	235.90
01-7989-04-91-6721.0000	70136	STEVE MCPHERSON ETAL	HEIRS=STEVE, EMMUANUEL, RUBY	506.50
02-8945-00-80-7505.0000	70193	BEATRICE MERCER		502.28
02-8955-00-13-8821.0000	70194	BEATRICE MERCER		415.01
02-8937-00-61-0063.0000	70198	DOROTHY MARIE MERCER		68.73
				521.45

Parcel#	Taxbill#	Owner	Legal-Desc	Principal Tax
02-8945-00-43-7440.0000	70205	LARRY & ANNIE MERCER		
02-8945-00-91-2245.0000	70206	LARRY & ANNIE MERCER		165.24
02-8955-00-13-7846.0000	70210	MARIE MERCER		415.01
02-8935-01-18-0749.0000	70211	PONCE DE MERCER SR.		68.73
01-7998-00-11-3329.0000	70222	CHARLOTTE MICHALEK	TENANTS IN COMMON H HINTON	237.62
03-8953-04-71-7198.0000	70244	SUMNER K. & MARY MIDGETT		1.24
01-7989-00-01-1714.0000	70251	CHARLES MILLER HEIRS		949.58
01-7090-00-88-6336.0000	70278	DOROTHY T. MITCHELL		1,206.66
01-7090-00-88-7380.0000	70279	DOROTHY T. MITCHELL		201.49
01-7090-00-88-9284.0000	70280	DOROTHY T. MITCHELL		205.48
01-7989-04-81-7159.0000	70284	HERSEY & DOLLIE MITCHELL HEIRS	ETAL=VIRGINIA GREGORY,VIOLA	359.89
01-7999-00-12-8596.0000	70288	MOSES MITCHELL HEIRS	MCBRIDE CHURCH	100.00
01-7999-00-65-9083.0000	70294	WILLIS L MITCHELL		188.27
02-8937-00-50-2005.0000	70314	BRENDA MOORE		1,356.50
02-8935-03-42-2055.0000	70319	JOYCE G. MOORE		856.62
01-7989-04-51-0830.0000	70320	JUDY WESTON MOORE	MCBRIDE	1,307.05
03-9809-00-74-7786.0000	70337	JANICE MORGAN	THE POINT	530.06
01-7989-00-03-2301.0000	70349	ANTHONY D MORRIS		20.74
03-8990-00-18-6042.0000	70371	LARRY MOTLEY	PORTOFINO	532.61
02-8934-04-81-2051.0000	70392	ORETHIA MULLEN		868.61
03-8965-00-13-1025.0000	70403	SHARON EVANS MUNDEN		329.01
02-8955-00-26-8802.0000	70418	KIMBERLY S MUTTA		986.66
02-8955-00-26-6246.0000	70419	KIMBERLY S. MUTTA		1,804.32
02-8955-00-26-8515.0000	70420	KIMBERLY S. MUTTA	KIMBERLY MUTTA & PEGGY BEDLOW	162.00
02-8955-00-26-9871.0000	70421	KIMBERLY S. MUTTA	KIMBERLY MUTTA & BRANDY BEDLOW	144.00
03-8899-00-06-9541.0000	70429	MARVIN MYRICK		135.00
01-7999-00-02-7813.0000	70434	DINA TERESA NANNEY	PINE RIDGE	420.00
01-8907-00-17-6445.0000	70446	SAMUEL NASH III		1,440.05
01-8907-00-27-0091.0000	70447	SAMUEL NASH III	960 NORTH 343 NC	463.42
03-8899-00-06-3617.0000	70490	BARRY R. NEIER	EDGEWATER CAMDEN POINT SHORES	693.12
03-8962-00-09-7045.0000	70500	ANNIE NEWBY		8.24
03-8899-00-56-4320.0000	70503	MICHAEL NEIL NEWTON	FISHERMAN'S VILLAGE	280.38
03-8899-00-56-4430.0000	70504	MICHAEL NEIL NEWTON	FISHERMAN'S VILLAGE	163.20
02-8934-03-20-9727.0000	70505	LAM VAN NGO & DUONG T. TRUONG		163.20
03-8963-00-00-8453.0000	70516	CHARLENE S. NICHOLSON		3,295.39
02-8926-00-13-6839.0000	70556	NORTHEASTERN COMMUNITY		616.13
03-9809-00-45-1097.0000	70583	MICHAEL OBER		132.27
01-7979-00-26-5527.0000	70598	JERRY L OLD	OPEN SPACE	23.11
01-7989-04-92-7981.0000	70625	JAMES C. OSBORN, III	JOINT TENANTS WITH RIGHT OF	143.64
03-8972-00-41-9485.0000	70635	BRITTON OVERTON		268.86
03-8972-00-51-8423.0000	70636	BRITTON OVERTON		397.51
03-8971-00-12-0477.0000	70648	GILBERT WAYNE OVERTON &		1,570.63
03-8971-00-69-4490.0000	70649	GILBERT WAYNE OVERTON &	1/2 UNDIVIDED INTEREST	2,528.55
03-8972-00-44-8930.0000	71129	GILBERT WAYNE OVERTON		87.60
03-8972-00-53-3618.0000	70650	GILBERT WAYNE OVERTON &	1/2 UNDIVIDED INTEREST	484.05
03-8972-00-53-4986.0000	70651	GILBERT WAYNE OVERTON &	1/2 UNDIVIDED INTEREST	77.87
03-8972-00-54-4332.0000	70652	GILBERT WAYNE OVERTON &	1/2 UNDIVIDED INTEREST	3.24
03-8972-00-55-6038.0000	70653	GILBERT WAYNE OVERTON &	1/2 UNDIVIDED INTEREST	629.95
03-8972-00-55-7942.0000	70654	GILBERT WAYNE OVERTON &	STANLEY	82.41
03-8972-00-56-5458.0000	70655	GILBERT WAYNE OVERTON &	ROY FORBES	58.60
03-8972-00-60-1472.0000	70656	GILBERT WAYNE OVERTON &	1/2 UNDIVIDED INTEREST	26.76
03-8972-00-64-0538.0000	70657	GILBERT WAYNE OVERTON &		398.85
03-8972-00-64-0730.0000	70658	GILBERT WAYNE OVERTON &		547.10
				495.97

ACS Tax System
04/01/2014 13:06:06

Update Lien Fee

CAMDEN COUNTY
TC330U

PAGE 9

Parcel#	Taxbill#	Owner	Legal-Desc	Principal Tax
03-8972-00-64-0822.0000	70659	GILBERT WAYNE OVERTON &		271.25
03-8972-00-64-0923.0000	70660	GILBERT WAYNE OVERTON &		271.25
03-8972-00-71-0033.0000	70661	GILBERT WAYNE OVERTON &	1/2 UNDIVIDED INTEREST	4.58
03-8972-00-76-7268.0000	70662	GILBERT WAYNE OVERTON &	1/2 UNDIVIDED INTEREST	252.14
03-8982-00-17-3167.0000	70663	GILBERT WAYNE OVERTON &	1/2 UNDIVIDED INTEREST	57.00
02-8943-01-17-1252.0000	70665	ROBERT & SUE OVERTON	WHITEHALL SHORES	141.52
02-8943-01-17-1370.0000	70666	ROBERT & SUE OVERTON	WHITEHALL SHORES	1,800.02
03-8889-00-38-9582.0000	70686	HECTOR C. PALALAY & MILAGROS O	SEABREEZE	637.20
03-8889-00-48-0580.0000	70687	HECTOR C. PALALAY & MILAGROS O	SEABREEZE	649.81
01-8909-00-13-4823.0000	70693	JOHN C. & LERLYN F. PANKEY	EDNEY CREEK ACRES	2,922.87
01-7080-01-16-9273.0000	70796	ELLIS E & TAMERA A PICHELOUPE	WHARF'S LANDING	300.00
01-7998-00-21-4805.0000	70802	JOHN D. PIERCE LE	HENRY HINTON	115.65
01-7998-00-30-8313.0000	70805	JOHN D. PIERCE LE	SALLY HEWITT	168.10
03-8963-00-00-6527.0000	70809	KENNETH & PEGGY S. PIERCE	ALSO 109 HAWKINS LANE	396.64
03-8963-00-10-1500.0000	70810	KENNETH & PEGGY S. PIERCE		727.84
01-7979-00-61-7358.0000	70859	POTOMAC TIMBER INVESTMENTS #17	MENGLE COMPANY	2,775.32
01-7988-01-38-6286.0000	70885	KEVEN POWERS	NORA L. MORSE	621.99
02-8936-00-24-7426.0000	70946	BERNICE PUGH		62.45
03-8972-00-65-4641.0000	70952	FORREST PUGH		730.98
03-9803-00-04-2698.0000	70974	CAROL RAGAN	RIVIERA PARK	93.40
01-8907-00-26-6796.0000	71017	HARRY REEVES, SR & FAYE		595.45
03-8990-00-08-7291.0000	71033	JAMES E RHODES	MINORCA	811.82
03-8962-00-49-2594.0000	71046	CHRISTINA MICHELLE RICHARDSON		32.21
01-7988-00-97-1309.0000	71047	CLARENCE M. RICHARDSON, JR.		189.36
03-8962-00-38-9683.0000	71052	SANDRA G RICHARDSON		278.72
03-8962-00-49-1075.0000	71053	SHELIA JANE RICHARDSON		421.40
01-7989-04-60-1954.0000	71059	CHRISTINE RIDDICK		134.40
01-7090-00-64-4058.0000	71060	GODFREY RIDDICK		430.57
01-7998-01-06-7374.0000	71085	JASON M & JUNE E RIGGS		787.93
03-9809-00-17-2462.0000	71134	TODD ALLEN RIGGS	HUNTER'S PARK	16.53
02-8934-01-36-6132.0000	71135	WARREN DEAN RIGGS		69.76
03-8952-04-64-1093.0000	71136	WARREN DEAN RIGGS		966.04
03-8961-00-58-4506.0000	71138	WARREN DEAN RIGGS	BUCKO BAY	1,242.36
03-8961-00-59-1240.0000	71139	WARREN DEAN RIGGS	BUCKO BAY	389.71
03-8961-00-59-3268.0000	71140	WARREN DEAN RIGGS	BUCKO BAY	369.36
01-7082-00-48-9874.0000	71305	MARY LANE ROBERTS	CARR-RIDDICK	509.78
01-7081-00-52-8654.0000	71327	EDWARD ROCHE JR	SHARON HEIGHTS	406.31
01-7989-04-60-2267.0000	71330	MOSES RODGERSON		3.60
01-7080-00-53-1141.0000	71355	EDWARD A. ROSA, SR.		801.17
03-8889-00-96-6882.0000	71363	ROSENBLUM LIVING TRUST	EDGEWATER	84.00
02-8945-00-53-1705.0000	71371	GARLAND W & SHARON ROUNTREE		927.88
02-8945-00-54-1099.0000	71372	GERTIE LEE & JONOLA T ROUNTREE		1,130.22
03-8962-00-19-7126.0000	71400	JOEY SHANE RUSSELL		1,267.38
03-8899-00-75-3489.0000	71417	SAMS & SAMS, LLC	RIVIERA PARK	100.09
01-7080-00-62-1977.0000	71432	SANDERS CROSSING OF CAMDEN CO	SANDERS CROSSING	438.43
02-8934-04-71-5489.0000	71439	TIFFANY B. SANDERS		220.20
03-8971-00-30-9999.0000	71453	WILLIAM MICHAEL SARGENT		960.88
03-8964-00-73-5017.0000	71478	ARELIA BERNITA SAWYER	C.S. SAWYER	124.93
03-8954-00-94-4308.0000	71490	BETTY O. SAWYER ETAL	BETTY SAWYER & FAITH BALLARD	180.00
01-7998-01-17-7997.0000	71493	CECIL SAWYER JR.		927.99
03-8952-01-39-5259.0000	71502	CHARLES RAY SAWYER	WALSTON	2,496.83
02-8934-01-48-9860.0000	71524	ELBERT MAURICE SAWYER		121.01
01-8907-00-16-5699.0000	71526	ELLEN FAYE SAWYER		269.54

Parcel#	Taxbill#	Owner	Legal-Desc	Principal Tax
01-8907-00-16-6691.0000	71527	ELLEN FAYE SAWYER		
02-8916-00-48-1950.0000	71549	GARY L. SAWYER		469.22
02-8925-00-88-8643.0000	71550	GARY L. SAWYER		122.85
02-8925-00-89-7402.0000	71551	GARY L. SAWYER	SAWYER BROS.	233.61
02-8925-00-98-7644.0000	71552	GARY L. SAWYER	SCOTLAND ACRES	6.06
02-8935-01-08-0041.0000	71553	GARY L. SAWYER	UPTON	99.86
01-8907-00-81-2357.0000	71557	HERMAN L. & MARGARET P. SAWYER		67.51
01-7090-00-95-5262.0000	71560	JOHN F. SAWYER HEIRS		21.39
02-8925-00-58-8351.0000	71570	KEITH & LISA SAWYER		29.76
03-8953-03-12-3791.0000	71572	KIMBERLEE SAWYER	ALSO LOT 76	1,635.55
02-8946-00-01-7576.0000	71616	TOM SAWYER IV		1,000.68
02-8925-00-89-7580.0000	71618	TYLER LOCKWOOD SAWYER	SCOTLAND ACRES	306.06
01-7999-00-02-8547.0000	71644	WILLIAM T. & GINGER SAWYER	PINE RIDGE	210.00
01-8907-00-16-8511.0000	71646	WILLIE RAY & OLA JEAN SAWYER		40.34
03-8899-00-45-2682.0000	71683	SEAMARK INC.	CAMDEN POINT SHORES	757.74
03-8964-00-40-9957.0000	71684	LASALLE SEARS HEIRS	HOUSE & LOT TO LAVONTE SEARS	737.79
03-8972-00-23-3679.0000	71694	SECRETARY OF HOUSING & URBAN D		514.62
01-7080-00-52-4413.0000	71710	JUDY FAYE SENTERS		284.29
02-8915-00-79-1868.0000	71712	SEVEN FINANCIAL MANAGEMENT		256.60
02-8943-01-26-3088.0000	71714	SEVEN FINANCIAL MANAGEMENT	WHITEHALL SHORES	1,323.24
03-8963-00-39-9364.0000	71718	RUDOLPH C. & REGINA M. SEYMORE	FERBEE	2,194.56
02-8934-01-29-4617.0000	71730	JAMES B. SEYMOUR ETAL		420.79
02-8954-00-97-4350.0000	71746	GEORGE SHAW		631.94
03-8899-00-17-9360.0000	71756	FRANKLIN SHIELD	SNAPDRAGON	29.97
01-7969-00-64-7728.0000	71767	MILTON SHOFFEITT	MALER TRACT	12.96
02-8955-00-13-0662.0000	71782	THERESA WILLIAMS SIMMONS		391.49
01-8907-00-34-8367.0000	71783	LEM SIMONDS JR.		816.72
01-8907-00-24-9726.0000	71784	LEM LIMBDER SIMONDS, JR	RESIDUAL PARCEL	307.18
01-8907-00-25-6242.0000	71785	LEM LIMBDER SIMONDS, JR		184.54
01-8907-00-29-7379.0000	71786	LEM LIMBDER SIMONDS, JR		93.78
02-8935-02-75-0867.0000	71800	ED SIVELLIS HEIRS		1,229.25
03-8970-00-38-3288.0000	71804	BARBARA B. SKIFFINGTON		556.37
01-7998-00-02-0294.0000	71825	ALMA & CHARLIE SMITH		2,892.65
03-9809-00-83-0746.0000	71850	RUBY SMITH		1.95
02-8933-02-97-9625.0000	71854	SUSAN M SMITH	WHITEHALL SHORES	20.06
01-7090-00-26-7835.0000	71858	BETTIE ANN SMITHSON		788.05
03-8962-00-70-7529.0000	71874	MARY SNOWDEN		235.76
03-8974-00-20-4636.0000	71878	MATTHEW S. & DEANNA M. SOLDAL	RIDDLE RANCHETTE	95.05
02-8945-00-91-4594.0000	71895	FLOSSIE SPELLMAN	MERCER	2,148.27
02-8945-00-65-5133.0000	71897	RUTH SPELLMAN		390.68
01-7081-00-81-1854.0000	71929	WALTER A., LACHELLE M. &	CREEKMORE	256.48
01-7999-00-00-3446.0000	71930	WILLIAM & JUDY SPENCE	CARTWRIGHT	429.57
01-7979-00-66-8603.0000	71946	MELINDA SUE SPENCER	RIDDICK	457.88
01-7979-00-66-9260.0000	71947	MELINDA SUE SPENCER	RIDDICK	380.32
03-8953-03-41-2658.0000	71949	STEVEN SPENCER		103.74
03-9809-00-54-8280.0000	71957	RODNEY STEVEN SPIVEY &		1,078.49
02-8934-04-61-9891.0000	72085	WILLIAM EDGAR STAPLES		35.72
01-7999-03-02-2066.0000	72128	JERRY ADAM STEVENSON		1,426.72
03-8972-00-34-4293.0000	72136	NANETTE K. STICKLES	WICKHAM DOWNS	496.38
01-7999-00-89-3197.0000	72139	TALLIE STILES JR.		808.25
03-8899-00-37-3100.0000	72145	CATHERINE A. STOHL, ETAL	& 12	327.25
02-8935-01-08-9626.0000	72147	RODNEY WAYNE STOKLEY		76.32
02-8934-03-43-3609.2529	72148	ANDY PRICE STONE		99.01
				1,133.23

ACS Tax System
04/01/2014 13:06:06

Update Lien Fee

CAMDEN COUNTY
TC330U

PAGE 11

Parcel#	Taxbill#	Owner	Legal-Desc	Principal Tax
02-8943-01-47-0292.0000	72150	JUNE E. STONE		66.42
02-8943-01-47-1107.0000	72151	JUNE E. STONE		566.85
01-7998-01-06-3034.0000	72155	CHARLES A STOTTLEMYER		517.44
01-7080-00-52-4343.0000	72178	MICHAEL SULLIVAN LE	MICHAEL SULLIVAN LE THEN TO	652.06
01-7998-01-16-2757.0000	72184	HELEN CARTER SUTTON	ALSO LOT 18R	573.06
03-8972-00-51-3157.0000	72203	ROBERT & BRIDGET SWAIN		530.32
03-8971-00-47-4971.0000	72225	TERESA FORBES SWINSON		854.30
02-8926-00-24-1130.0000	72227	EDWARD SYKES		276.24
03-8962-00-55-2255.0000	72228	VERNON L. & EDITH W. SYLVESTER		846.27
01-7979-00-82-7582.0000	72269	BERTIE TAYLOR HEIRS	SPENCE	100.80
01-7989-00-12-0137.0000	72270	BERTIE TAYLOR HEIRS	TAYLOR	444.79
01-7989-03-41-4179.0000	72271	BERTIE TAYLOR HEIRS		98.88
01-7989-03-41-6257.0000	72272	BERTIE TAYLOR HEIRS		185.40
02-8955-00-07-5604.0000	72302	WINZOLA TAYLOR		99.14
02-8935-01-08-3259.0000	72304	RAMONA & MICHAEL TAZEWEILL	UPTON TRACT	195.00
03-8980-00-84-0931.0000	72330	CARL TEUSCHER	DOGWOOD	7.42
03-8980-00-84-1828.0000	72331	CARL TEUSCHER	DOGWOOD	7.42
03-8980-00-84-2825.0000	72332	CARL TEUSCHER	DOGWOOD	7.42
03-8980-00-84-4800.0000	72333	CARL TEUSCHER	DOGWOOD	7.42
03-8972-00-23-4364.0000	72342	AMY M THATCH		108.88
03-8965-00-27-9161.0000	72375	DONNA LYNN THOMAS		638.75
03-8962-00-43-7474.0000	72410	EVELYN THERESA THORNTON		407.59
03-8962-00-43-6954.0000	72413	ROSS MCKINLEY THORNTON		984.69
03-8952-00-95-8737.0000	72423	AUDREY TILLET		210.00
02-8936-00-81-9147.0000	72426	JUDITH TILLET		644.78
03-8953-04-50-4377.0000	72437	SERGEY & OKSANA TIVONYUK	MAGNOLIA MANOR	552.00
01-8000-00-47-1728.0000	72446	EDWARD L. TORBORG	BUCK ISLAND	535.15
03-8953-04-90-5486.0000	72452	STATHA TOXEY		669.89
02-8926-00-58-2200.0000	72453	BRADFORD TRAFTON		189.00
02-8925-00-65-1102.0000	72461	J. Z. TRAFTON HEIRS	BARNARD	427.47
02-8926-00-91-3863.0000	72462	J. Z. TRAFTON HEIRS	ROBINSON	62.04
02-8936-00-01-1366.0000	72464	JUNIOUS ONEAL TRAFTON		260.56
02-8936-00-00-8926.0000	72472	ODELL TRAFTON		442.16
02-8926-00-13-6788.0000	72476	SARAH TRIMMER		345.21
03-8964-00-41-4600.0000	72483	KIMBERLEY E. & ERNEST A. TROTT		219.96
03-8954-00-00-6670.0000	72496	MICHAEL WAYNE TRUEBLOOD		617.64
03-8953-03-12-7386.0000	72504	JOSEPH TUINSTRA	BARTLETT'S LANDING	378.09
01-7989-04-60-0149.0000	72509	CHARLES TURNER		400.09
01-7091-00-64-6569.0000	72511	CLARENCE D. TURNER JR.		223.39
01-7989-04-60-0079.0000	72514	FRANCES ELLIOTT TURNER ETAL		162.30
01-7999-00-95-3587.0000	72523	WALTER TURNER HEIRS	SWAMP	251.50
01-7998-01-08-8621.0000	72524	WILLIE L. TURNER ETAL	HARRIS	852.31
02-8943-00-79-1571.0000	72533	FRANCIS CARROLL TWIFORD JR.	ETAL=WILLIE	1,219.42
02-8936-00-25-4431.0000	72564	VANDERBILT MORT. & FINANCE INC	DANSON'S GRANT	621.77
02-8927-00-30-2958.0000	72567	SARAH W. VAUGHAN	HANNAH COX SWAMP	196.08
01-7081-00-52-1916.0000	72570	LEWIS G. & NINA E. VERNON	SHARON HEIGHTS	644.94
03-8889-00-96-2962.0000	72576	MARTIN VINES		84.00
01-7989-04-62-8071.0000	72588	KIRBY DELNO WADDELL		273.37
01-7999-00-88-5913.0000	72593	ELSIE MAE WALKER LE	AFTER LE GOES TO KEENON	337.28
01-7999-00-89-9494.0000	72594	GERALDINE WALKER (GRANT)		767.48
01-7998-00-54-8828.0000	72600	LARRY WALKER ETAL	BATTLEGROUND	387.83
01-7989-04-60-3659.0000	72603	LEWIS & BARBARA WALKER		210.87
02-8945-00-58-9161.0000	72632	WILBERT WALSTON HEIRS		193.95

ACS Tax System
04/01/2014 13:06:06

Update Lien Fee

CAMDEN COUNTY
TC330U

PAGE 12

Parcel#	Taxbill#	Owner	Legal-Desc	Principal Tax
03-8889-00-69-4400.0000	72648	DENNIS A. WASKEY	CAMDEN POINT SHORES	108.95
03-8889-00-77-7285.0000	72649	DENNIS A. WASKEY	CAMDEN POINT SHORES	92.61
03-8889-00-96-3879.0000	72650	DENNIS A. WASKEY	EDGEWATER	84.00
03-8899-00-16-0530.0000	72651	DENNIS A. WASKEY	CAMDEN POINT SHORES	84.00
03-8889-00-68-0539.0000	72652	LEWIS P. WASKEY, IV	MIDLANDS	42.84
02-8954-00-53-0516.0000	72662	ELLENOIS FORBES WATKINS		342.75
02-8955-00-73-3302.0000	72668	BERNETTA L. WATSON		117.60
02-8926-00-79-5385.0000	72678	CLARENCE & CHERYL WEAVER		1,011.04
03-8899-00-36-2719.0000	72707	LARRY WELDON	HONEYSUCKLE	111.94
03-8899-00-36-2940.0000	72708	LARRY WELDON	HONEYSUCKLE	111.94
03-8899-00-36-4664.0000	72709	LARRY WELDON	HONEYSUCKLE	101.76
03-8899-00-36-4784.0000	72710	LARRY WELDON	HONEYSUCKLE	101.76
03-8899-00-36-5814.0000	72711	LARRY WELDON	HONEYSUCKLE	101.76
03-8899-00-36-5943.0000	72712	LARRY WELDON	HONEYSUCKLE	101.76
03-8899-00-37-3258.0000	72713	LARRY WELDON	HONEYSUCKLE	115.62
03-8899-00-37-5072.0000	72714	LARRY WELDON	HONEYSUCKLE	101.76
03-8899-00-37-5192.0000	72715	LARRY WELDON	HONEYSUCKLE	101.76
03-9809-00-23-4988.0000	72719	WANDA H WELLS	ALSO LOT 14 SAN MARCO	869.87
03-9809-00-23-6923.0000	72720	WANDA H WELLS	SAN MARCO	34.57
02-8943-01-26-1507.0000	72721	ROBERT L. & MACY O. WELSH		1,788.32
01-7989-04-51-4187.0000	72725	BARBARA ANN WERDERMAN		565.74
03-8962-00-51-9250.0000	72728	PEARL WESLEY HEIRS	LEWIS	85.54
03-8972-00-56-9710.0000	72729	PEARL WESLEY HEIRS	MH OWNED BY JAMES D. FORBES	130.03
03-8962-00-56-7522.0000	72742	LANDA HUGHES WEST		225.24
02-8944-00-68-4850.0000	72757	APRIL WHITE		312.33
02-8945-00-57-8042.0000	72786	LETITIA BOGUES WHITE ETAL	ETAL=LUTHER BOGUES JR. & ELIZ.	145.66
02-8936-00-25-8405.0000	72787	LETITIA D. BOGUES WHITE		359.95
02-8926-00-24-3107.0000	72811	CALVIN N. WHITEHURST	STAPES	556.33
01-7081-00-73-5632.0000	72821	SHIRLEY W. WHITEHURST	125 & 127 ISLAND RD ALSO	1,114.15
01-7998-00-73-4806.0000	72837	VICKIE WILKE	MURRAY	21.95
02-8955-00-13-0927.0000	72881	CHARLES WILLIAMS JR.		312.57
01-7989-03-41-3149.0000	72887	ENOCH WILLIAMS JR.		517.90
01-7989-03-41-3162.0000	72888	ENOCH WILLIAMS JR.		44.28
02-8955-00-24-1489.0000	72911	JAMES R. WILLIAMS		37.66
02-8955-00-27-4475.0000	72912	JAMES R. WILLIAMS		283.22
02-8955-00-33-4931.0000	72913	JAMES R. WILLIAMS		127.58
02-8955-00-68-1342.0001	72914	JAMES R. WILLIAMS ETAL	1/2 UND. INTEREST	22.51
02-8955-00-91-5876.0000	72915	JAMES R. WILLIAMS	3/4 UND. INT.	408.72
03-8965-00-24-6702.0000	72916	JAMES R. WILLIAMS		426.17
03-8965-00-32-3765.0000	72917	JAMES R. WILLIAMS		105.73
03-8965-00-62-8349.0000	72918	JAMES R. WILLIAMS	1/2 INTEREST	219.18
01-7988-00-14-2111.0000	72929	MARY B. WILLIAMS		144.58
03-8980-00-61-1968.0000	72986	WILLIAMSBURG VACATION	1/2 INTEREST	17.47
02-8916-00-68-4482.0000	72993	CHRIS WILSON		1,008.40
02-8916-00-68-7398.0000	72994	CHRIS M. & PATSY T. WILSON		119.71
02-8926-00-69-8629.0000	73008	JOHNNIE WILSON		1,286.76
03-8953-03-12-0365.0000	73026	KELLY R. WINSLOW	ALSO LOTS 84 & 85	550.91
03-8972-00-39-6542.0000	73034	JAMES K WINTERS	DWIGGINS FARM	762.00
03-8973-00-30-0457.0000	73043	JEREMY A. WOOD, ETAL	ETAL= JEREMY A. WOOD, LESLIE N	448.47
03-9809-00-53-4358.0000	73097	WILLIAM G. YATES	THE POINT	20.52
** GRAND TOTALS **				311,704.68

633 Parcels updated with Lien Fee

**Camden County Board of Commissioners
AGENDA ITEM SUMMARY SHEET**

Item Number: 4.F
New Business
Meeting Date: April 7, 2014
Attachments:
Submitted By: Sheriff's Department
ITEM TITLE: Employee Request

MOTION MADE	
BY:	
S. Duckwall	_____
G. Meiggs	_____
M. McLain	_____
R. Krainiak	_____
C. Riggs	_____
NO MOTION	_____
VOTE:	
S. Duckwall	_____
G. Meiggs	_____
M. McLain	_____
R. Krainiak	_____
C. Riggs	_____
ABSENT	_____
RECUSED	_____

SUMMARY:

Request for addition employee position of Resource Specialist by Sheriff Perry.

Recommendation:

Motion to approve or deny request.

**Camden County Board of Commissioners
AGENDA ITEM SUMMARY SHEET**

Item Number: 5.A

Consent Agenda

Meeting Date: April 7, 2014
Attachments: 1
Submitted By: Tax Administration

ITEM TITLE: Tax Collection Report

MOTION MADE	
BY:	
S. Duckwall	_____
G. Meiggs	_____
M. McLain	_____
R. Krainiak	_____
C. Riggs	_____
NO MOTION	_____
VOTE:	
S. Duckwall	_____
G. Meiggs	_____
M. McLain	_____
R. Krainiak	_____
C. Riggs	_____
ABSENT	_____
RECUSED	_____

SUMMARY:

March 2014

Recommendation:

Review and Approve.

**Camden County Board of Commissioners
AGENDA ITEM SUMMARY SHEET**

Item Number: 5.B

Consent Agenda

Meeting Date: April 7, 2014
Attachments: 1
Submitted By: Tax Administration

ITEM TITLE: Tax Refunds, Pickups, & Releases

MOTION MADE	
BY:	
S. Duckwall	_____
G. Meiggs	_____
M. McLain	_____
R. Krainiak	_____
C. Riggs	_____
NO MOTION	_____
VOTE:	
S. Duckwall	_____
G. Meiggs	_____
M. McLain	_____
R. Krainiak	_____
C. Riggs	_____
ABSENT	_____
RECUSED	_____

SUMMARY:

March 2014

Recommendation:

Review and Approve.

<u>Name</u>	<u>Amount</u>	<u>Type.</u>
	<u>Reason</u>	<u>No.</u>
Douglas Mark Gregory	\$100.68 Turned kin plates	Refund/16637 V-72507-13
Louise Robert Aguirre	\$133.51 Military Exempt	Refund/16662 10392371-New

REFUNDS OVER \$100.⁸³00

Refunds to be Issued by Finance Office

Refund\$	Remit To:	Reference:	Drawer/Transaction Info:
158.49	BADER, DONALD ERIC 8 WINDSONG RD FORESTDALE MA 02644	2013 V 0028344 overpayment	20140219 1 209649
113.88	BUNTON, WILLIAM LAMAR 141 PIER LNDG SOUTH MILLS NC 27976	2013 V 0039699 overpayment-V-68474/71656-13	20140305 1 210097
100.68	GREGORY, DOUGLAS MARK 257 NECK RD SHILOH NC 27974	2013 V 0036968 tags turned in	20140326 99 210565
101.15	WALKER, CARMEN ALBERTSON 178 NOSAY RD SOUTH MILLS NC 27976	2013 V 0036835 tags turned in	20140326 99 210554
474.20	Total Refunds		***

SUBMITTED BY Lisa S. Anderson DATE 3-26-14
Lisa S. Anderson, Tax Administrator Camden County

APPROVED BY _____ DATE _____
Garry Meiggs, Chairman Camden County Board of Commissioners

**Camden County Board of Commissioners
AGENDA ITEM SUMMARY SHEET**

Item Number: 5.C
Consent Agenda
Meeting Date: April 7, 2014
Attachments: 1
Submitted By: Tax Administration
ITEM TITLE: Tax Authorization to Collect

MOTION MADE	
BY:	
S. Duckwall	_____
G. Meiggs	_____
M. McLain	_____
R. Krainiak	_____
C. Riggs	_____
NO MOTION	_____
VOTE:	
S. Duckwall	_____
G. Meiggs	_____
M. McLain	_____
R. Krainiak	_____
C. Riggs	_____
ABSENT	_____
RECUSED	_____

SUMMARY:

Old System: December 2013 Renewals

Recommendation:

Review and Approve.

STATE OF NORTH CAROLINA

COUNTY OF CAMDEN

TO: The Tax Administrator of Camden County (Dec. Ren.) Due 04/01/14 (OLD SYSTEM)

You are hereby authorized, empowered, and commanded to collect the taxes set forth in the tax records filed in the office of the Tax Administrator and in the tax receipts herewith delivered to you, in the amounts and from the taxpayers likewise therein set forth. Such taxes are hereby declared to be a first lien upon personal property of the respective taxpayers in the County of Camden, and this order shall be a full and sufficient authority to direct, require, and enable you to levy on and sell personal property of such taxpayers for and on account thereof, in accordance with the law.

SOUTH MILLS	COURTHOUSE	SHILOH	TOTAL
78.86	287.94	2.40	369.20

Witness my hand and official seal this _____ day of _____

Chairman, Camden County Board of Commissioners

Attest:

Clerk to the Board of Commissioners of Camden County

This is to certify that I have received the tax receipts and duplicates for collection in the amounts as listed herein.

Tax Administrator of Camden County

**Camden County Board of Commissioners
AGENDA ITEM SUMMARY SHEET**

Item Number: 5.D

Consent Agenda

Meeting Date: April 7, 2014
Attachments: 1
Submitted By: HR

ITEM TITLE: Job Description

MOTION MADE	
BY:	
S. Duckwall	_____
G. Meiggs	_____
M. McLain	_____
R. Krainiak	_____
C. Riggs	_____
NO MOTION	_____
VOTE:	
S. Duckwall	_____
G. Meiggs	_____
M. McLain	_____
R. Krainiak	_____
C. Riggs	_____
ABSENT	_____
RECUSED	_____

SUMMARY:

Attached please find the addition of part-time employee (non-benefit eligible)

Recommendation:

Review and Approve.

ARTICLE I. GENERAL PROVISIONS

Section 1. Purpose of the Policy

It is the purpose of this policy and the rules and regulations set forth to establish a fair and uniform system of personnel administration for all employees of the County under the supervision of the County Manager, elected officials, Elections Board, and Social Services Board. These aforementioned entities are the official appointing authorities covered by this personnel policy. State requirements will supersede these policies for positions subject to the State Personnel Act whenever there is a conflict. This policy is established under authority of G.S. 153A, Article 5 and G.S. 126 of the General Statutes of North Carolina.

Section 2. Merit Principles

All appointments and personnel actions shall be made on the basis of merit. All positions requiring the performance of the same duties and fulfillment of the same responsibilities shall be assigned to the same class and salary grade. No applicant for County employment or employee shall be deprived of employment opportunities or otherwise be adversely affected as an employee because of an individual's race, color, religion, sex, national origin, political affiliation, qualified disability, or age.

Section 3. Responsibilities of the County Board of Commissioners

The County Board of Commissioners shall be responsible for establishing and approving human resources policies, the position classification and pay plan, and it may change the policies and benefits as necessary. The Board also shall make and confirm appointments when so specified by the general statutes.

Section 4. Responsibilities of the County Manager

The County Manager shall be responsible to the County Board of Commissioners for the administration and technical direction of the human resources program. The County Manager shall appoint, suspend, and remove County officers and employees except those elected by the people or whose appointment is otherwise provided for by law. The County Manager shall make appointments, dismissals and suspensions in accordance with the state statutes and other policies and procedures spelled out in other Articles in this Policy.

The County Manager shall:

- a) recommend rules and revisions to the personnel system to the County Board of Commissioners for consideration;
- b) make changes as necessary to maintain an up to date and accurate position classification plan;
- c) recommend necessary revisions to the pay plan;
- d) determine which employees shall be subject to the overtime provisions of FLSA;
- f) develop and administer such recruiting programs as may be necessary to obtain an adequate supply of competent applicants to meet the needs of the County;
- g) perform such other duties as may be assigned by the County Board of Commissioners not inconsistent with this Policy; and
- h) appoint an employee to the role of Human Resources Director or serve in that role for the County.

Section 5. Responsibilities of the Human Resources Director

The responsibilities of the Human Resources Director are to make recommendations to the County Manager on the following:

- a) recommend rules and revisions to the personnel system to the County Manager for consideration;
- b) recommend changes as necessary to maintain an up to date and accurate position classification plan;
- c) recommend necessary revisions to the pay plan;
- d) recommend which employees shall be subject to the overtime provisions of FLSA;
- e) maintain a roster of all persons in the County service
- f) establish and maintain a list of authorized positions in the County service at the beginning of each budget year which identifies each authorized position, class title of position, salary range, any changes in class title and status, position number and other such data as may be desirable or useful;
- g) develop and administer such recruiting programs as may be necessary to obtain an adequate supply of competent applicants to meet the needs of the County;
- h) develop and coordinate training and educational programs for County employees;
- i) investigate periodically the operation and effect of the personnel provisions of this policy; and
- j) perform such other duties as may be assigned by the County Manager not inconsistent with this Policy.

In the event there is no Human Resources Office, these duties will be assumed by the County Manager or his/her designee.

Section 6. Application of Policies, Plan, Rules, and Regulations

This personnel policy and all rules and regulations adopted pursuant thereto shall be binding on all County employees. The County Manager, County Attorney, elected officials, Clerk to the Board of Commissioners, Tax Administrator, appointed members of the County Board and advisory boards and commissions will be exempted except in sections where specifically included. An employee violating any of the provisions of this policy shall be subject to appropriate disciplinary action, as well as prosecution under any civil or criminal laws which have been violated.

Section 7. Departmental Rules and Regulations

Due to the particular personnel and operational requirements of the various departments of the County, each department is authorized to establish supplemental rules and regulations applicable only to the personnel of that department. All such rules and regulations shall be subject to the approval of the County Manager or designee, and shall not in any way conflict with the provisions of this Policy, but shall be considered as a supplement to this Chapter.

The Sheriff or Register of Deeds may utilize this Personnel Policy for use in his/her department at his/her discretion. If the Sheriff or Register of Deeds declines to utilize all or any part of this Personnel Policy for his/her department, then none of this Personnel Policy shall apply to that department and the County Commissioners shall not be bound by this Policy and shall not be required (except as required by the General Statutes) to provide any funding, assistance, staffing, or other resource to the Sheriff or Register of Deeds declining to abide by all or any part of this Personnel Policy.

Section 8. Definitions

For the purposes of this chapter, the following words and phrases shall have the meanings respectively ascribed to them by this section:

Adverse Action. An involuntary demotion, reduction in pay, suspension, reduction in force, or separation from employment.

Anniversary Date. The employee's most recent date of employment with the county service in a permanent position.

Appointing Authority. Any County board or official with the legal authority to make hiring decisions.

Classification. A title of a single or group of positions which are sufficiently similar to require the same set of knowledge, skills, abilities, education and experience qualifications.

Department. (Webster's 2003) A field of activity.

Full-time employee. An employee who is in a position for which an average work week equals at least 40 hours, and continuous employment of at least 12 months, is required by the County.

Part-time employee. An employee who is in a position for which an average work week of at least 20 hours and less than 40 hours and continuous employment of at least 12 months is required by the County.

Part-time employee (non-benefit eligible). An employee who is in a position for which an average work week is 28 hours or less and continuous employment of at least 12 months is required by the County.

Permanent position. A position authorized for the budget year for a full twelve months and budgeted for twenty or more hours per week. All County positions are subject to budget review and approval each year by the Board of Commissioners and all employees' work and conduct must meet County standards. Therefore, reference to "permanent" positions or employment should not be construed as a contract or right to perpetual funding or employment.

Probationary employee. An employee appointed to a full or part-time regular position who has not yet successfully completed the designated probationary period of six months. Persons in trainee or work against appointments are a probationary employee for the full duration of their appointment in that status.

Regular employee. An employee appointed to a full or part-time position who has successfully completed the designated probationary period.

Temporary employee. An employee appointed to a position for which either the average work week required by the County over the course of a year is less than 20 hours, or continuous employment required by the County is less than 12 months.

Trainee. An employee status when an applicant is hired (or employee promoted) who does not meet all of the requirements for the position. During the duration of a trainee appointment, the employee is on probationary status.

Unit. (Webster 2003) A single person or group especially as a part of a whole.

Work Against Appointment. In departments whose employees are subject to the State Personnel Act, the appointing authority may appoint an employee in a work against situation. When qualified applicants are unavailable and there is no trainee provision for the classification of the vacancy, the appointing authority may appoint an employee below the level of the regular classification in a "work against" appointment. This appointment is for the purpose of allowing the employee to gain the qualifications needed for the full class through on the job experience. A work against appointment may not be made when applicants are available who meet the training and experience requirements for the full class in the position being recruited. During the duration of the work against appointment, the employee is on probationary status.

**Camden County Board of Commissioners
AGENDA ITEM SUMMARY SHEET**

Item Number: 5.E

Consent Agenda

Meeting Date: April 7, 2014

Attachments: 1

Submitted By: Administration

ITEM TITLE: Resolution 2014-04-1; WWII
Merchant Mariners Service Act

MOTION MADE	
BY:	
S. Duckwall	_____
G. Meiggs	_____
M. McLain	_____
R. Krainiak	_____
C. Riggs	_____
NO MOTION	_____
VOTE:	
S. Duckwall	_____
G. Meiggs	_____
M. McLain	_____
R. Krainiak	_____
C. Riggs	_____
ABSENT	_____
RECUSED	_____

SUMMARY:

Attached please find the subject Resolution

Recommendation:

Review and Approve.

Resolution 2014-04-01
 A RESOLUTION OF THE NC CAMDEN COUNTY BOARD OF COMMISSIONERS
 SUPPORTING HR 1288 "WW II MERCHANT MARINERS SERVICE ACT"

Whereas, Public Laws 95-202 and 105-368 bestowed veterans status on US Merchant Marine Seamen of WWII, and

Whereas, between 250,000 to 280,000 merchant seamen served during WW II and yet only **about 91,000** seamen have been recognized as veterans for their service, to date. Now, about 30,000 Coastwise Merchant seamen, who served gallantly, may be unable to gain recognition as veterans because of the required documentation having been destroyed or denied. Those denials, partly due to age, sex or physical disability are now referred to as discrimination. Women were denied recognition from the very beginning of WW II, and

Whereas, the denial of these required documents came about through specific government orders and actions that may have resulted in female mariners, school children working during school breaks and elderly handicapped seamen being unable to qualify as veterans, and

Whereas, the average age of the remaining seamen is above 90 years of age and the ranks of the WW II US veteran is shrinking at an average of 1000 per year causing time to be of the essence. There are less than 10,000 WW II merchant seamen (overall) remaining. Less than 400 coastwise seamen are alive that is associated with this bill. Time is of the essence, and

Whereas, the Camden County Board of Commissioners has supported resolutions, entitled "Alternative Methods of Recognition for Veteran Status for Merchant Marine Seamen of WW II" in previous congressional sessions to correct this inconceivable action, and

Whereas, that resolution, along with many others from various bi-partisan party factions and petitions and letters from citizens and state officials that, collectively, represented all 100 counties of North Carolina, has resulted in the bill HR 1288, "WW II Merchant Mariners Service Act" that has been incorporated into HR 2189 which passed the house on a 404 to 1 vote, and

Whereas, the Camden County Board Commissioners therefore requests that immediate action be taken to correct this travesty and have these Coastwise Merchant seamen recognized for their service to our country, providing closure to a long standing obligation, and

NOW THEREFORE BE IT RESOLVED that the Camden County Board of Commissioners supports HR 1288 "WW II Merchant Mariners Service Act" and so orders that this Resolution be sent to Senator Richard Burr and Senator Kay Hagen for this matter to be placed into action before the US Senate in such form as a companion bill to HR 1288, with their full support, to ensure expedient passage, leading to law, before this all become history.

Adopted this 7th day of April, 2014

Garry Meiggs, Chairman
NC Camden County board of Commissioners

**Camden County Board of Commissioners
AGENDA ITEM SUMMARY SHEET**

Item Number: 5.F

Consent Agenda

Meeting Date: April 7, 2014
Attachments: 1
Submitted By: Finance Department

ITEM TITLE: Declaration of Surplus- HP Plotter

MOTION MADE	
BY:	
S. Duckwall	_____
G. Meiggs	_____
M. McLain	_____
R. Krainiak	_____
C. Riggs	_____
NO MOTION	_____
VOTE:	
S. Duckwall	_____
G. Meiggs	_____
M. McLain	_____
R. Krainiak	_____
C. Riggs	_____
ABSENT	_____
RECUSED	_____

SUMMARY:

HP Designjet 1050cPlus. Factory model C6074B Serial #SG44E13123. This plotter was located in the tax office, but is not being used, now that we have a scanner/plotter in Planning Department.

Recommendation:

Review and Approve.

**Camden County Board of Commissioners
AGENDA ITEM SUMMARY SHEET**

Item Number: 5.G

Consent Agenda

Meeting Date: April 7, 2014

Attachments: 1

Submitted By: Administration

ITEM TITLE: Proclamation for National Day of Prayer

MOTION MADE	
BY:	
S. Duckwall	_____
G. Meiggs	_____
M. McLain	_____
R. Krainiak	_____
C. Riggs	_____
NO MOTION	_____
VOTE:	
S. Duckwall	_____
G. Meiggs	_____
M. McLain	_____
R. Krainiak	_____
C. Riggs	_____
ABSENT	_____
RECUSED	_____

SUMMARY:

Attached is the subject Proclamation. National Day of Prayer will be held on the Courthouse Lawn on May 1st at Noon.

Recommendation:

Review and Approve.

NATIONAL DAY OF PRAYER

MAY 1, 2014

A PROCLAMATION

**BY THE CAMDEN COUNTY BOARD OF COMMISSIONERS
CAMDEN, NORTH CAROLINA**

WHEREAS, National Days of Prayer have been part of our country’s heritage since the first one was declared by the Continental Congress in 1775; and

WHEREAS, leaders of our Nation have relied upon the power of prayer throughout American history; and

WHEREAS, May 5, 2011, marks the 60th consecutive observance of the National Day of Prayer, as mandated by both Houses of Congress and by our President in Public Law 100-307; and

WHEREAS, it is good that we acknowledge that we are all God’s handiwork and that it is appropriate to call upon Him in prayer; and

NOW, THEREFORE, the Camden County Board of Commissioners in Camden, North Carolina, does hereby proclaim May 2, 2013, as “**NATIONAL DAY OF PRAYER**” in Camden, North Carolina and urge our citizens to join together in their homes, places of work, and places of worship, to pray for the unity of the hearts of all mankind and to continue in prayer for our State and our Nation.

This the 7th day of April, 2014.

(SEAL)

Garry Meiggs, Chairman
Camden County Board of Commissioners

ATTEST:

Ashley Honaker, Clerk to the Board

**Camden County Board of Commissioners
AGENDA ITEM SUMMARY SHEET**

MOTION MADE	
BY:	
S. Duckwall	_____
G. Meiggs	_____
M. McLain	_____
R. Krainiak	_____
C. Riggs	_____
NO MOTION	_____
VOTE:	
S. Duckwall	_____
G. Meiggs	_____
M. McLain	_____
R. Krainiak	_____
C. Riggs	_____
ABSENT	_____
RECUSED	_____

Item Number: 5.H

Consent Agenda

Meeting Date: April 7, 2014

Attachments: 1

Submitted By: Planning Department

ITEM TITLE: Set Public Hearing: Ordinance No. 2014-03-01; Proposed Amendments to Chapter 151 (Unified Development Ordinance) of the Camden County Code of Ordinances

SUMMARY:

Proposed amendments address modification to the maximum height (Article 151.065) of a building being at 35 feet. With the possibility of some commercial structures exceeding the 35 feet, staff has requested that this may be waived and set as a condition through the application and approval of a Special Use Permit. Requested input from both fire Chief's and have input from South Camden's fire Chief and has no problem with proposed language.

Second amendment came out of a meeting with all members of the 4 Water Shed Advisory District requiring subdivisions provide a 30 foot drainage/maintenance easements along all lead ditches that carry water from upstream through the development.

Planning Board met on March 19, 2014 and after discussion with staff recommended approval on a 6-0 vote.

Recommendation:

Set Public Hearing for April 21, 2014

Ordinance No. 2014-03-01

An Ordinance
Amending the Camden County
Code of Ordinances

Camden County, North Carolina

BE IT ORDAINED BY THE CAMDEN COUNTY BOARD OF COMMISSIONERS as follows:

Article I: Purpose

The purpose of this Ordinance is to amend Chapter 151 of the Camden County Code of Ordinances of Camden County, North Carolina, which was originally adopted by the County Commissioners on December 15, 1997, and subsequently amended and as otherwise incorporated into the Camden County Code.

Article II. Construction

For purposes of this Ordinance, underlined words (underline) shall be considered as additions to existing Ordinance language and strikethrough words (strikethrough) shall be considered deletions to existing language. New language of proposed ordinance shall be shown in italics (italics) and underlined.

Article III. Amend Chapter 151 as amended of the Camden County Code which shall read as follows:

CHAPTER 151: UNIFIED DEVELOPMENT

§ 151.065 HEIGHT LIMITATIONS.

(A) No building or structure may exceed a height of 35 feet, as measured from the lowest adjacent grade to the highest eave. This requirement may be waived and set as a condition through application and approval of a Special Use Permit if the proposed building has a fire suppression system that would provide fire protection for the building allowing for the safe exit of all occupants of the building. Any applicant for a structure (such as a wireless telecommunications facility) with a height of 50 feet or more shall obtain written documentation from the manager of any airport which regularly handles commercial or military air traffic and is located within 15 miles of the proposed site that the structure will not interfere with air traffic or otherwise pose a risk to air traffic. The applicant may appeal to the Board of Adjustment if the manager of the airport does not provide the applicant with a statement as required by this section, and the Board may grant the permit if it makes written findings of fact that all other requirements under this chapter are met and if the proposed structure will not interfere or otherwise pose a risk to air traffic.

48 **§ 151.232 DESIGN STANDARDS AND CRITERIA.**

49

50 All major subdivisions shall be designed to meet the following requirements:

51

52 (E) *Utility and drainage easements.* Each subdivision ~~must~~ *shall* provide 10-foot easements
 53 for utilities and drainage, including but not limited to water and sewer mains along rear and side
 54 lot lines and 15 feet along front lines for service to all lots within the subdivision. *There shall be*
 55 *a 30 foot drainage/maintenance easement on all lead ditches that carry water from upstream*
 56 *through the development to the outfall.* Additional easements may be required due to topography
 57 or other physical features. Where a development concept is approved which requires zero lot
 58 line development, alternative easement locations may be considered.

59

60 **§ 151.400 DRAINAGE.**

61

62 (A) *Stormwater drainage.* Each residential/non-residential subdivision or commercial site
 63 plan shall provide adequate storm drainage certified by a North Carolina registered engineer or a
 64 North Carolina Licensed Surveyor, (with proven experience in stormwater drainage) for all areas
 65 in the subdivision. A combination of storage and controlled release of stormwater run-off is
 66 required. The release rate of stormwater from all developments shall not exceed the ten-year
 67 stormwater run-off from the area in its natural state (post-development vs. pre-development). All
 68 free-flowing storm drainage systems shall be designed to accommodate the run-off generated by
 69 a ten-year design storm or North Carolina Department of Transportation (NCDOT) standards if
 70 more restrictive. The following information must be provided:

71

72 (1) Elevation survey of entire tract with topo lines at one-foot intervals;

73

74 (2) All culvert inverts (including driveway culverts);

75

76 (3) Direction of flows;

77

78 (4) Downstream analysis (cross-sections) of drainage way to outlet (creek, stream,
 79 river and the like);

80

81 (5) Stormwater storage analysis (storing the differential between the outlet ditch
 82 capacity at bank full and the 100-year storm event throughout the proposed development area)
 83 and show minimum lot elevations;

84

85 (6) Drainage calculations for drainway design within boundaries of proposed
 86 subdivision and off-site, if appropriate;

87

88 (7) Show total pre-development and post-development run-off in CFS (cubic feet per
 89 second) volume leaving development area;

90

91 (8) Along all existing drainage ways within proposed development areas, swales
 92 (minimum 6:1 side slopes) are preferred over traditional ditches. Maintenance easements the
 93 width of the swale shall be centered over the swale;

94
95
96
97
98
99
100
101
102
103
104
105
106
107
108

109
110
111
112
113
114
115
116
117
118
119
120
121
122
123

(9) There shall be a 30 foot drainage/maintenance easement on all lead ditches that carry water from upstream through the development to the outfall.

(9 10) If swales are not utilized, then all ditches and canals will require minimum of 30 feet of open space from the top of bank on one side or the other (maintenance area); and

(10 11) Developer will be responsible for upgrading drainage system to outlet subject to obtaining permission from all property owners adjacent to the watercourse outlet.

(B) Plans must address maintenance of the drainage system and who will be the responsible party to ensure proper maintenance is performed on the drainage system. The plan will be reviewed and inspected by County Technical Staff members.

Adopted by the Board of Commissioners for the County of Camden this day of , 2014.

County of Camden

Garry Meiggs, Chairman
Board of Commissioners

ATTEST:

Ashley Honaker
Clerk to the Board

**Camden County Board of Commissioners
AGENDA ITEM SUMMARY SHEET**

Item Number: 5.H

Consent Agenda

Meeting Date: April 7, 2014
Attachments: 1
Submitted By: Finance Department

ITEM TITLE: School Budget Amendments

MOTION MADE	
BY:	
S. Duckwall	_____
G. Meiggs	_____
M. McLain	_____
R. Krainiak	_____
C. Riggs	_____
NO MOTION	_____
VOTE:	
S. Duckwall	_____
G. Meiggs	_____
M. McLain	_____
R. Krainiak	_____
C. Riggs	_____
ABSENT	_____
RECUSED	_____

SUMMARY:

Two (2) School Budget Amendments

Recommendation:

Review & Approve

Budget Amendment



Camden County Schools Administrative Unit

Local Current Expense Fund

The Camden County Board of Education at a meeting on the 13th day of March, 2014, passed the following resolution.

Be it resolved that the following amendments be made to the Budget Resolution for the fiscal year ending June 30, 2014.

Code Number	Description of Code	Amount	
		Increase	Decrease
5100	Regular Curricular Services	181.00	
5400	School Bldg Support Services	1005.00	
5800	School Based Support Services	10.00	
6100	Regular Support & Dev Services		1,872.00
6500	Operation Support Services	70.00	
6900	Policy, Leadership & Pub Rel.	1,606.00	
Explanation:			
	Total Appropriation in Current Budget		\$ 2,061,036.00
	Amount of Increase/Decrease of Above Amendment		1,000.00
	Total Appropriation in Current Amended Budget		\$ 2,066,036.00

<p>Passed by majority vote of the Board of Education of Camden County on the 13th day of March, 2014</p> <p></p> <p>Chairman, Board of Education</p> <p></p> <p>Secretary, Board of Education</p>	<p>We the Board of County Commissioners of Camden County hereby approve the changes in the County School Funds Budget as indicated above, and have made entry of these changes on the minutes of said Board, this ____ day of _____ 20__.</p> <p>_____</p> <p>Chairman, Board of County Commissioners</p> <p>_____</p> <p>Clerk, Board of County Commissioners</p>
--	--

BUDGET AMENDMENT
March 13, 2014

2. Local Current Expense Fund

- A. We have received funds for the Regional Principal of the Year program and must increase our budget to reflect the receipt of these funds. We request your approval of the following amendment.

<u>Office of the Principal</u>		
5400.870.459 Other Food Purchases	\$	+ <u>1,000.00</u>
Total – Office of the Principal		\$ + 1,000.00 =====
2.4490 Miscellaneous Operating Revenue		\$ - 1,000.00 =====

- B. We have reviewed this area of the budget and find that we must transfer funds to cover employer paid benefits. We request your approval of the following amendment.

<u>Other Employee Benefits</u>		
5110.910.231 Emp Hosp Ins Costs	\$	+ 61.00
5113.910.233 Emp Unempl Ins Costs	+	100.00
5120.910.233 Emp Unempl Ins Costs	+	20.00
5400.910.233 Emp Unempl Ins Costs	+	5.00
5830.910.233 Emp Unempl Ins Costs	+	10.00
6110.910.232 Emp Worker's Comp Ins Costs	-	1,872.00
6540.910.233 Emp Unempl Ins Costs	+	20.00
6550.910.233 Emp Unempl Ins Costs	+	50.00
6910.910.233 Emp Unempl Ins Costs	+	200.00
6940.910.239 Hrt/Str/Vision – Emp Ins Costs	+	<u>1,406.00</u>
Total – Other Employee Benefits		\$ + .00

Passed by majority vote of the Board of Education of Camden County on the 13th day of March 2014.



Chairman, Board of Education



Secretary, Board of Education

Budget Amendment



Camden County Schools Administrative Unit

Other Local Current Expense Fund

The Camden County Board of Education at a meeting on the 13th day of March, 2014, passed the following resolution.

Be it resolved that the following amendments be made to the Budget Resolution for the fiscal year ending June 30, 2014.

Code Number		Description of Code	Amount	
			Increase	Decrease
5100		Regular Curricular Services	17,950.97	
5200		Speical Curricular Services		1,500.00
6100		Regular Support & Dev Services		18,855.00
6400		Technology Support Services		800.00
6900		Policy Ldrshp & Pub Rel Serv	800.00	
8200		Pymts to Other Govt Units	3,097.95	
Explanation:				
Total Appropriation in Current Budget			\$ 1,431,768.00	
Amount of Increase/Decrease of Above Amendment				+693.92
Total Appropriation in Current Amended Budget			\$ 1,432,461.92	

<p>Passed by majority vote of the Board of Education of Camden County on the 13th day of March 2014.</p> <p></p> <p>Chairman, Board of Education</p> <p></p> <p>Secretary, Board of Education</p>	<p>We the Board of County Commissioners of Camden County hereby approve the changes in the County School Funds Budget as indicated above, and have made entry of these changes on the minutes of said Board, this ____ day of _____ 20__.</p> <p>_____ Chairman, Board of County Commissioners</p> <p>_____ Clerk, Board of County Commissioners</p>
--	--

BUDGET AMENDMENT
February 13, 2014

8. Other Local Current Expense Fund

- A. We have received our allotment for the USCG Jr. Leadership program and must increase the budget for the additional revenue received. We request your approval of the following amendment.

<u>USCG Jr. Leadership Program</u>		
5110.301.123	Salary – Teacher	\$ + _____
Total – USCG Jr. Leadership Program		\$ + _____ =====
3590.301 - Revenue – Jr. Leadership Program		\$ - _____ =====

- B. We have reviewed this program area and find that we must transfer funds to match the grant budget areas as amended. We request your approval of the following.

<u>Carol M. White PEP Grant</u>		
5113.332.411	Instructional Supplies	\$ + 46,100
5113.332.418	Comp Software & Supplies	+ 3,500
5113.332.461	Pur of Non-Cap Equipment	+ 7,000
5113.332.541	Pur of Equipment	- 39,300
5213.332.311	Contracted Services	- 1,500
6113.332.151	Salary – Administrative Assistant	- 1,600
6113.332.152	Salary – Technical Specialist	- 5,400
6113.332.176	Salary – Program Manager	- 11,800
6113.332.184	Longevity Pay	+ 1,900
8200.332.392	Indirect Costs	+ 3,000
Total – Carol M. White PEP Grant		\$ + _____

- C. We have reviewed this program area and find that we must transfer funds to meet the needs of our district buildings. We request your approval of the following amendment.


<u>Maintenance of Plant</u>		
6580.802.311... 50	Contracted Services	\$ + 25,000
6580.802.422... 50	Repair Parts, Materials	- 25,000
Total – Maintenance of Plant		\$ + _____

- D. We have reviewed this program area and find that we must transfer funds within the program. We request your approval of the following.

Budget Amendment
Other Local Current Expense Fund
March 13, 2014, Page 2

<u>School Technology</u>		
6400.905.341 Telephone for Telecom	\$ -	800.00
6940.905.341 Telephone for Telecom	+	<u>800.00</u>
 Total – School Technology	\$ +	.00

Passed by majority vote of the Board of
Education of Camden County on the 13th
day of March, 2014.



Chairman, Board of Education



Secretary, Board of Education

**Camden County Board of Commissioners
AGENDA ITEM SUMMARY SHEET**

Item Number: 5.H

Consent Agenda

Meeting Date: April 7, 2014

Attachments: 0

Submitted By: Tax Administration

**ITEM TITLE: Set Hearing Dates-2014 Board of
Equalization and Review**

MOTION MADE	
BY:	
S. Duckwall	_____
G. Meiggs	_____
M. McLain	_____
R. Krainiak	_____
C. Riggs	_____
NO MOTION	_____
VOTE:	
S. Duckwall	_____
G. Meiggs	_____
M. McLain	_____
R. Krainiak	_____
C. Riggs	_____
ABSENT	_____
RECUSED	_____

SUMMARY:

Pursuant to G.S. 105-322(e), the hearing dates for the 2014 Board of Equalization and Review needs to be set in order to advertise at the appropriate time.

Recommendation:

**CONVENE-APRIL 21, 2014
ADJOURN- JUNE 2, 2014**

Camden County Public Library
Library Report to Board of County Commissioners

March -2014

- **Visitor Count:** 1450
- **Hours Open:** 211
- **# Items in Collection:** 9312
- **Total Items Checked Out:** 1872
- **Computer/ Wireless Use:** 261
- **Juvenile Programs :** 10 programs /132 attendance
- **Meeting Room:** 5 reservations /74 attendance

*NOTE: "Check Us Out!" - Library Open House – April 21-26 (Updated Library Spaces, Exhibits, Programs, Activities, Displays)

Albemarle Rural Planning Organization



Session Law 2012-84 requires Metropolitan Planning Organizations and Rural Planning Organizations (MPO's and RPO's) to develop a ranking process for highway, bicycle/pedestrian, public transit, aviation, rail and ferry projects. The ranking process must be data driven and include a combination of quantitative data and qualitative and local input. The following process applies to all projects ranked as "regional" and "division" funding in the counties of Currituck, Camden, Gates, Pasquotank, Perquimans, Chowan, Washington, Tyrrell, Hyde and Dare. Funding levels are as defined in the 2013 Strategic Transportation Investment Law. Following is a timeline for project solicitation, project ranking process and ARPO point assignment. These dates are subject to change as we work through this process.

November- December 2013	Project solicitation
January/February 2014	Projects entered into SPOT On!ine
March 2014	Project tentative approval and local point assignment methodology tentative approval by TAC, SPOT office review of local point methodologies
March- April 2014	30 day public comment period of local point assignment methodology
Mid May 2014	Final local point assignment methodology approval by TAC given public comment. Tentative approval of project point assignment by TAC.
May- June 2014	30 day public comment period on project point assignment
July 2014	TAC final approval of project point assignment given public comment
July 2014	Final project submission to SPOT office by July 31, 2014
Fall 2014	Draft STIP to be released

During the months of November and December of 2013, the ARPO started soliciting projects from local government Managers and Planners who, in turn, solicited projects from organizations and the public in their respective communities.

In March of 2014, the results of the project solicitation will be reviewed by the Technical Coordinating Committee (TCC) and then be presented to the Technical Advisory Committee (TAC) at their March meeting for tentative approval. If new projects exceed the maximum number allowed, the TAC will choose which projects to submit based on recommendations from NCDOT Division 1, TCC, and RPO staff. The process and point assignment methods will also be reviewed by the TCC and presented to the TAC, for tentative approval, at their March meeting. The methods described herein are subject to change based on the public comment process described later in this document.

January 21, 2014 through February 17, 2014, ARPO staff will submit new projects to NCDOT through the SPOT On!ine system and in mid-March of 2014 a 30 day Public comment period will be opened for public review of the ARPO local point assignment methodology.

In mid-May 2014, TAC members will meet and hold a Public meeting regarding adoption of the local point assignment methodology. During this time, results of the public comment period will also be reviewed and considered by the TAC prior to adopting a final methodology. Once final TAC approval for local point assignment methodology occurs, approved methodologies will be sent to the SPOT office for their final approval no later than April 30, 2014.

The TCC and TAC will also evaluate the list of new and previously evaluated projects for the 10 counties and a 30 day public comment period, for projects and point assignments, will be held in mid May.

In July the TAC will hold a Public meeting regarding the final point assignment for projects and results of the public comment period will also be presented and considered by the TAC. Final approval, point assignment and submission to SPOT office will occur by July 31, 2014.

In the fall of 2014 NCDOT will release the Draft STIP.

Public Input process

Methodology

This methodology will be tentatively approved by the TCC and TAC at their March meeting. Once approved by the TAC, the RPO will release the draft methodology for a 30-day public comment period. This comment period will be advertised on the RPO website at www.albemarlecommission.org/planning/ and via local media. The results of the public comment period will be presented to the TCC and TAC at their May 2014 meeting where the public will also be able to submit comments. All public comments will be documented and reasonable edits to the methodology may be made prior to TAC approval and submittal to the SPOT office. All public comments will be documented, filed by the RPO and distributed to local entities to consider for future prioritization processes and transportation plans. No new projects will be added to the Prioritization 3.0 list due to the fact the NCDOT deadline for submitting new projects will have passed.

Project ranking

The RPO will present the recommended point assignments and scores of all projects to the TCC and TAC at their May 2014 meetings. Once approved by the TAC, the RPO will release the recommended projects and point assignments for a 30-day public comment period. This comment period will be advertised on the RPO website www.albemarlecommission.org/planning/ and via local media. The results of the public comment period will be presented to the TCC and TAC at their July 2014 meetings where the public will also be able to submit comments and all public comments will be documented. In July of 2014, the TAC will be asked to approve the project list and final point assignments. Once complete, the list and points assignments will be available on the RPO website.

Ranking Process

Division level

Projects involving SR routes, bicycle and pedestrian transportation, transit, airports and ferry vessels are evaluated at the Division level. The Albemarle Rural Planning Organization receives 1300 points at the Division level. Once all projects are scored using the methodology described below, the ARPO staff will develop a ranked list of projects within each county and within the RPO as a whole based on the outcome of the scoring. This ranked list will be used to develop the recommended point assignments that are presented to the public for comment and to the TCC and TAC for approval. The top scoring Division level projects, within each county will be allocated 100 points to reach the ARPO's total allocation of 1300 points. This promotes geographic equity of projects. In the event that any counties do not have at least one Division level project additional projects will be selected from the top of the list of remaining projects within the RPO as a whole in order to reach the ARPO's allocation of 1300 points. These projects will be selected based on their total scores based on the criteria below. The allocation of points for the top project per county will equal 40% of the projects total score. Scoring based on the criteria below will account for the other 60% of the projects total

score and no project may score more than 100 points based on the criteria. Should two or more projects of the same or different modes tie, the Strategic Prioritization Office of Transportation (SPOT) score will be used as the tie-breaker. Any project scheduled to be let by the July 2015 deadline which may be delayed should be moved to the top of the prioritization list.

Division Level (Highways and ferries (ferry vessels are tentative))

Criteria	0 points	5 points	10 points	15 points
Crash history	0 crashes within a 3 year period	Fewer than 10 crashes within a 3 year period	10 or more crashes within a 3 year period	
	Number of automobile crashes over the most recently tabulated 3 year period			
Transportation Plan consistency	Project is not in STIP, CTP, or other locally adopted plan	Project will be incorporated into CTP or other locally adopted plan.		Project is in STIP, CTP, or other locally adopted plan.
	Is the proposed project part of an existing, or proposed, adopted Plan?			
Economic Development/ Employment access		Provides direct access to an existing employment center* with more than 20 employees.	Provides direct access to an existing employment center* with more than 100 employees.	Provides direct access to an active industrial/business park or proposed new employment center* with more than 100 employees.
	Does the project provide direct connection to a downtown district, business district, government center, geographic area, educational center healthcare center, prison, or agricultural center?			
Multimodal elements	Project does not incorporate or connect to facilities of another mode	Project is needed to provide a connection to facilities of another mode.		Project incorporates or connects to facilities of another mode
	Does the project incorporate other modes of transportation (a sidewalk along a road etc.)?			
Existing deficiency	Existing facility/service available		Existing facility/service available, but contains gap with lower level of service/intermittent service	No existing facility/service available, but contains gap with lower level of service/intermittent service
	Does the project address an existing gap in the transportation system?			
Roadway and shoulder width	Currently exceeds NCDOT minimum standards		Currently meets NCDOT standards	Currently does not meet NCDOT standards
	Does the project not meet, meet or exceed NCDOT minimum standards			
Evacuation	The project is not an official NCDOT evacuation route			The project is an official NCDOT evacuation route
	Is the project part of an official NCDOT evacuation route?			

*An employment center is defined as a downtown district, business district, government center, geographic area, educational center healthcare center, prison, or agricultural center.

Division Level (bicycle and pedestrian transportation, transit, aviation)

Criteria	0 points	5 points	15 points	25 points
Transportation Plan consistency	Project is not in STIP, CTP, LCP, CTSP, ALP or other locally adopted plan	Project will be incorporated into STIP, CTP, LCP, CTSP, ALP or other locally adopted plan.		Project is in STIP, CTP, LCP, CTSP, ALP or other locally adopted plan.
	Is the proposed project part of an existing, or proposed, adopted Plan?			
Economic Development/ Employment access		Provides direct access to an existing employment center* with more than 20 employees.	Provides direct access to an existing employment center* with more than 100 employees.	Provides direct access to an active industrial/business park or proposed new employment center* with more than 100 employees
	Does the project provide direct connection to a downtown district, business district, government center, geographic area, educational center healthcare center, prison, or agricultural center?			
Multimodal elements	Project does not incorporate or connect to facilities of another mode	Project is needed to provide a connection to facilities of another mode.		Project incorporates or connects to facilities of another mode
	Does the project incorporate other modes of transportation (a sidewalk along a road etc.)?			
Existing deficiency	Existing facility/service available		Existing facility/service available, but contains gap with lower level of service/intermittent service	No existing facility/service available, but contains gap with lower level of service/intermittent service
	Does the project address an existing gap in the transportation system?			

*An employment center is defined as a downtown district, business district, government center, geographic area, educational center healthcare center, prison, or agricultural center.

Regional level (NC Routes)

Projects involving NC routes are evaluated at the Regional level and the Albemarle Rural Planning Organization also receives 1300 points for these projects. Once all projects are scored using the methodology described below, the ARPO staff will develop a ranked list of projects within each county and within the RPO as a whole based on the outcome of the criteria below. This ranked list will be used to develop the recommended point assignments that are presented to the public for comment and to the TCC and TAC for approval. The top scoring Regional level project within each county will be allocated 100 points to reach the ARPO's total allocation of 1300 points. This promotes geographic equity of projects. In the event that any counties do not have at least one Regional level project, additional projects will be selected from the top of the list of remaining projects within the RPO as a whole in order to reach the ARPO's allocation of 1300 points. These projects will be selected based on their total scores based on the criteria below. The allocation of points for the top project per county will equal 40% of the projects total score. Scoring based on the criteria below will account for the other 60% of the projects total score and no project may score more than 100 points based on the criteria. Should two or more projects tie, the Strategic Prioritization Office of Transportation (SPOT) score will be used as the tie-breaker. Any project

scheduled to be let by the July 2015 deadline which may be delayed should be moved to the top of the prioritization list.

Regional level (Highways and transit)

Criteria	0 points	5 points	10 points	15 points
Crash history	0 crashes within a 3 year period	10 or fewer crashes within a 3 year period	10 or more crashes within a 3 year period	
	Number of automobile crashes over the most recently tabulated 3 year period			
Transportation Plan consistency	Project is not in STIP, CTP, LCP, or other locally adopted plan	Project will be incorporated into CTP or other locally adopted plan		Project is in STIP, CTP, LCP or other locally adopted plan.
	Is the proposed project part of an existing, or proposed, adopted Plan?			
Economic Development/ Employment access		Provides direct access to an existing employment center* with more than 20 employees.	Provides direct access to an existing employment center* with more than 100 employees.	Provides direct access to an active industrial/business park or proposed new employment center* with more than 100 employees.
	Does the project provide direct connection to a downtown district, business district, government center, geographic area, educational center healthcare center, prison, or agricultural center?			
Multimodal elements	Project does not incorporate or connect to facilities of another mode	Project is needed to provide a connection to facilities of another mode.		Project incorporates or connects to facilities of another mode
	Does the project incorporate other modes of transportation (a sidewalk along a road etc.)?			
Existing deficiency	Existing facility/service available		Existing facility/service available, but contains gap with lower level of service/intermittent service	No existing facility/service available, but contains gap with lower level of service/intermittent service
	Does the project address an existing gap in the transportation system?			
Roadway and shoulder width	Currently exceeds NCDOT minimum standards		Currently meets NCDOT standards	Currently does not meet NCDOT standards
	Does the project not meet, meet or exceed NCDOT minimum standards			
Evacuation	The project is not an official NCDOT evacuation route			The project is an official NCDOT evacuation route
	Is the project part of an official NCDOT evacuation route?			

B141762	Nags Head Multi use Path-Phase I	multi-use	Gull Street	Grouse St.	25	15	0	25	65	39		0	39
B141362	US 158	sidewalk	Gulfstream road	Gull Street	25	15	0	25	65	39		0	39
B141349	NC 12	sidewalk	Gull Street	Jennettes Pier	5	15	0	25	45	27		0	27
B141764	Nags Head Multi Use Path-Phase II	multi-use	Grouse Street	Lakeside ST	5	15	0	25	45	27		0	27
DUCK													
B141770	NC 12 Duck-Phase I	sidewalk	Four Seasons Lane	Cook Drive	25	15	0	25	65	39		0	39
B141773	NC 12 Duck-Phase II	multi-use	1174 Duck Road	Cook Drive	25	15	0	25	65	39		0	39
B141774	NC 12 Duck-Phase III	sidewalk	Cook Drive	Ships Watch Drive	25	15	0	25	65	39		0	39
DARE COUNTY													
B141776	Colington Road-Phase I	multi-use	SR 1452	.3 miles west	25	15	0	25	65	39		0	39
B141780	Colington Road-Phase II	multi-use	.3 miles west Baum St	Bridge	25	15	0	25	65	39		0	39
B141947	NC 12-Hatteras-Phase I	sidewalk	Bridge	SR 1237	25	?	0	25	50	30		0	30
B141954	NC 12-Hatteras-Phase II	sidewalk	SR 1237	.8 miles south	25	?	0	25	50	30		0	30
CURRITUCK COUNTY													
B141937	Currituck Multiuse-Phase I	multi-use	Albacore St	Driftwood Way	15	15	25	25	80	48		0	48
B141940	Currituck Multi-Use-Phase II	multi-use	Ocean Sands(K)	Seabird Way	15	15	25	25	80	48		0	48
B141941	Currituck Multi use-Phase III	multi-use	Comrmonrant Ct.	Harris Teeter	15	15	25	25	80	48		0	48
B141958	Currituck Multi use-Phase IV	multi-use	Harris Teeter	Sandbucket	15	15	25	25	80	48		0	48

B141963	Currituck Multi use-Phase V	multi-use	Ocean Way	Yaupon Lane/Old Stoney Road	15	15	25	25	80	48	0	48
B141961	Currituck Multi use-Phase VI	multi-use	Sandhill Ln	Ocean Way	15	15	25	25	80	48	0	48
KITTY HAWK												
B141860	Twiford Street	multi-use	Twiford Street	The Woods Road	25	0	0	25	50	30	0	30
B141365	US 158 sidewalk	sidewalk	Bennett Street	Worthington Lane	25	15	0	25	65	39	0	39
B141368	US 158 sidewalk	sidewalk	Worthington Lane	Jejac Street	25	15	0	25	65	39	0	39
B141363	US 158 sidewalk	sidewalk	Cypress Knee Lane	Bennett Street	25	15	0	25	65	39	0	39
EDENTON												
B142220	North Broad Street	multi-use	Church Street	Water Street	25	15	0	25	65	39	0	39
B141867	Edenton Multi-use path	multi-use			?	0	0	25	25	15	0	15
B141955	Edenton Multi-use path	multi-use			?	0	0	25	25	15	0	15
PASQUOTANK												
B141353	River Road	multi-use			?	5	0	25	30	18	0	18
PERQUIMANS												
B141355	Harvey Point Road	multi-use			25	15	0	25	65	39	0	39
COLUMBIA												
B141340	Main St.	sidewalk	US 64		25	15	0	25	65	39	0	39
B141344	Fonsoe St	sidewalk	US 64/Scuppernon Drive	Main Street	25	15	0	25	65	39	0	39
B141346	US 64	streetscape			25	15	0	25	65	39	0	39

Regional-- Highways and transit																	
DRAFT						Project Criteria							Project Scoring				
						Crash history	Transportation Plan consistency	Employment Development /Employment access	Multimodal elements	Existing Deficiency	Roadway and shoulder width	Evacuation	Total points based on criteria (100 points maximum)	Total % based on criteria (60% of total score)	Total points based on Geographic equity (100 points maximum)	Total % based on geographic equity (40% of total score)	Final ARPO project Score
SPOT ID	Project Description	Route	From	To	County												
H090376	Roadway Improvements.	NC 12	Vicinity of SR 1206 in Kitty Hawk		Dare		5	10	0	10	10	15	50	30		0	30
H090399	NC 32 to US 17 Bypass. Two Lanes on New Location.	NC 94	NC 32	US 17 Bypass	Chowan		5	10	0	10	10	0	35	21		0	21
H090868	Widen to Multi-Lanes from Chowan County to Virginia Border	NC 32	Chowan County	Virginia State Line	Gates		5	10	0	10	10	0	35	21		0	21
H090869	Upgrade Roadway with Wider Shoulders and New Culvert(s).	NC 343	US 158	SR 1119 in Shiloh	Camden		15	10	0	10	10	0	45	27		0	27
T130020	ARHS-ICPTA's covers a little over 1000 square miles across five counties. Our agency wants to purchase an expansion vehicle to meet client demand.						15	10	0	10	0	0	35	21		0	21
T130021	ARHS-ICPTA's covers a little over 1000 square miles across five counties. Our agency wants to purchase an expansion vehicle to meet client demand.						15	10	0	10	0	0	35	21		0	21
T130017	ARHS-ICPTA's covers a little over 1000 square miles across five counties. Our agency wants to purchase an expansion vehicle to meet client demand.						15	10	0	10	0	0	35	21		0	21
T130018	ARHS-ICPTA's covers a little over 1000 square miles across five counties. Our agency wants to purchase an expansion vehicle to meet client demand.						15	10	0	10	0	0	35	21		0	21
T130019	ARHS-ICPTA's covers a little over 1000 square miles across five counties. Our agency wants to purchase an expansion vehicle to meet client demand.						15	10	0	10	0	0	35	21		0	21
T130121	Due to expected increased demand for public transportation within the community we would like to have a 13 passenger LTV as part of our fleet. In FY2018. For the period FY2011-FY2014 we have seen an approximately 15% increase each year for demand, riders, and trips. This trend is expected to continue as the elderly population in the region increases.						15	10	0	10	0	0	35	21		0	21

Division-- Highways																		
DRAFT						Project Criteria							Project Scoring					
						Crash history	Transportation Plan consistency	Employment Development /Employment access	Multimodal elements	Existing Deficiency	Roadway and shoulder width	Evacuation	Total points based on criteria (100 points maximum)	Total % based on criteria (60% of total score)	Total points based on Geographic equity (100 points maximum)	Total % based on geographic equity (40% of total score)	Final ARPO project Score	
SPOT ID	Project Description	Route	From	To	County													
H141224	Upgrade Ponderosa Drive to provide direct connection between US 17 and NC 168 to alleviate existing traffic		US 17	US 168	CAMDEN	?	15	15	0	10	10	0	50	30	0	0	30	
H141222	Widen and repave New Hope Road (Phase 2)				PERQUIMANS	?	5	5	0	10	10	0	30	18		0	18	
H141220	Widen and repave Perry's Bridge Road				PERQUIMANS	?	5	?	0	10	10	0	25	15		0	15	
H141218	Widen and repave Woodville Road Phase 2				PERQUIMANS	?	5	?	0	10	10	0	25	15		0	15	
H141216	Widen and repave Old Swamp Road				CAMDEN	?	15	15	0	10	10	0	50	30		0	30	
H141132	Construct stormwater outfall to mitigate flooding on NC 12 and US 158 in the vicinity of Kitty Hawk Road	NC 15 and US158			DARE		Cannot be funded through Prioritization 3.0 process/waiting on NCDOT for further information										0	0
H141124	Construct stormwater improvements	NC12/Duck Rd			DARE												0	0
H142216	Construct stormwater improvements		US 168	Puddin Ridge Road	CURRITUCK												0	0
H090305	Construct Two Lane Facility on New Location.	New Route	SR 1126 (Newland Road)	SR 1125 (Millpond Road)	Washington	?	5	15	0	10	10	0	40	24		0	24	
H090400	Proposed US 17 Bypass to US 17 Bypass (Hughes Boulevard). Upgrade Roadway, Some New Location with interchange at the Proposed US 17 Bypass.	New Route - Main Street Extension	Proposed US 17 Bypass	US 17	Pasquotank	?	15	15	0	10	10	15	65	39		0	39	
H090505	Albania Street to Virginia Street. Construct Multi-Lanes, Some New Location.	New Route - Western Connector (Luke Street)	Albania Stree	Virginia Street	Chowan	?	5	5	0	10	10	0	30	18		0	18	
H11228	Widen to 24 Feet with Paved Shoulders and Turn Lanes Where Necessary from the Camden County Line to the Location of the Proposed NC 168 Bypass.	SR 1227	NC 168	NC 343 in Camden County	Currituck	?	15	15	0	10	10	? / Barco diversion plan	50	30		0	30	
H112082	Modernize Roadway with Wide Shoulders For Bicyclists	W. Kitty Hawk Road	SR 1210 (Bob Perry Road)	Ivy Lane	Dare	?	0	10	15	10	10	0	45	27		0	27	
H129043	Operational-Safety Improvements	Collington Road	US 158	Dead End	Dare	?	15	10	15	10	10	0	60	36		0	36	

														Finance	14-Mar-14	2014		
SALES TAX COLLECTION REPORT 2013-2014																		
	July	August	September	October	November	December	January	February	March	April	May	June	Totals	Budgeted				
Art. 39	\$53,092	\$38,025	\$38,971	\$30,890	\$51,669	\$41,573	\$55,223						\$309,443	\$510,000				
Art.40	\$34,973	\$34,445	\$31,096	\$31,650	\$26,845	\$32,596	\$36,408						\$228,013	\$350,000				
Art. 42	\$12,264	\$9,051	\$12,634	\$7,734	\$11,604	\$9,849	\$12,618						\$75,754	\$120,000				
Art. 44	\$3	\$2	\$14	\$292	\$2	\$2	\$4						\$319					
Totals	\$100,332	\$81,523	\$82,715	\$70,567	\$89,956	\$84,020	\$104,253						\$613,366					
Total budgeted														\$980,000				
SCHOOL CAPITAL RESERVE FUND 2013-2014																		
Art. 40	\$14,989	\$11,353	\$13,678	\$13,564	\$11,505	\$13,970	\$15,603						\$94,662	\$134,000				
Art. 42	\$18,395	\$13,577	\$10,824	\$11,601	\$17,406	\$14,774	\$18,927						\$105,504	\$160,000				
Totals	\$33,384	\$24,930	\$24,502	\$25,165	\$28,911	\$28,744	\$34,530						\$200,166					
Total Budgeted														\$294,000				
Grand	\$133,716	\$106,453	\$107,217	\$95,732	\$118,867	\$112,764	\$138,783						\$813,532	\$1,274,000				
SALES TAX COLLECTION REPORT 2012-2013																		
	July	August	September	October	November	December	January	February	March	April	May	June	Totals	Budgeted				
Art. 39	\$50,393	\$36,232	\$42,289	\$37,107	\$39,665	\$42,362	\$54,307	\$39,233	\$57,192	\$55,316	\$44,345	\$42,044	\$540,485	\$510,000				
Art. 40	\$34,902	\$31,520	\$29,859	\$29,419	\$27,959	\$30,688	\$32,281	\$25,765	\$30,646	\$31,879	\$30,462	\$32,404	\$367,784	\$325,000				
Art. 42	\$11,630	\$8,747	\$12,448	\$8,891	\$9,213	\$9,830	\$12,418	\$9,162	\$12,733	\$12,568	\$10,186	\$9,759	\$127,585	\$120,000				
Art. 44	\$32	\$18	-\$1	-\$17	\$24	\$23	\$5	-\$9	\$359	\$5	-\$5	\$2	\$436					
Total	\$96,958	\$76,518	\$84,596	\$75,400	\$76,861	\$82,903	\$99,011	\$74,151	\$100,571	\$99,768	\$84,988	\$84,209	\$1,035,934					
Total Budgeted														\$955,000				
SCHOOL CAPITAL RESERVE FUND 2012-2013																		
	July	August	September	October	November	December	January	February	March	April	May	June	Totals	Budgeted				
Art. 40	\$14,958	\$13,509	\$13,625	\$11,462	\$11,483	\$13,152	\$13,835	\$11,547	\$13,134	\$13,662	\$13,055	\$13,887	\$157,309	\$125,000				
Art. 42	\$17,445	\$13,120	\$12,027	\$13,336	\$13,820	\$14,744	\$18,627	\$13,744	\$19,100	\$18,853	\$15,279	\$14,638	\$184,733	\$175,000				
Totals	\$32,403	\$26,629	\$25,652	\$24,798	\$25,303	\$27,896	\$32,462	\$25,291	\$32,234	\$32,515	\$28,334	\$28,525	\$342,042					
Total Budgeted														\$300,000				
Grand	\$129,360	\$103,147	\$110,248	\$100,199	\$102,164	\$110,799	\$131,473	\$99,442	\$133,165	\$132,284	\$113,322	\$112,734	\$1,378,337	\$1,255,000				
SALES TAX COLLECTION REPORT 2011-2012																		
	July	August	September	October	November	December	January	February	March	April	May	June	Totals	Budgeted				
Art. 39	\$50,566	\$39,993	\$32,278	\$46,738	\$49,325	\$53,904	\$51,784	\$48,244	\$41,931	\$44,589	\$45,343	\$44,797	\$549,492	\$500,000				
Art. 40	\$33,460	\$31,107	\$31,073	\$30,059	\$25,708	\$29,444	\$36,470	\$25,596	\$30,049	\$31,906	\$25,234	\$32,053	\$362,159	\$315,000				
Art. 42	\$11,453	\$9,033	\$7,903	\$10,649	\$14,062	\$11,919	\$11,986	\$10,885	\$9,660	\$10,343	\$12,828	\$12,943	\$133,664	\$115,000				

LAND TRANSFER TAX COLLECTIONS				14-Mar	2014			
			Camden Finance Office					
	2006-07	2007-08	2008-09	2009-10	2010-11	2011-12	2012-2013	2013-2014
JULY	\$63,752	\$35,682	\$34,673	\$33,237	\$25,322	\$9,295	\$18,612	\$23,219
AUGUST	\$46,411	\$51,741	\$35,468	\$13,070	\$18,410	\$37,269	\$28,457	\$43,170
SEPTEMBER	\$37,762	\$27,923	\$21,310	\$25,420	\$13,453	\$12,209	\$8,564	\$28,294
OCTOBER	\$54,415	\$35,653	\$24,463	\$25,424	\$21,006	\$19,661	\$16,791	\$24,097
NOVEMBER	\$38,876	\$38,365	\$8,483	\$19,925	\$25,972	\$15,938	\$27,741	\$21,670
DECEMBER	\$34,069	\$30,852	\$47,986	\$15,609	\$59,286	\$20,631	\$35,988	\$27,918
JANUARY	\$34,440	\$29,385	\$17,469	\$8,004	\$30,288	\$34,849	\$11,645	\$14,128
FEBRUARY	\$37,456	\$29,004	\$7,200	\$10,348	\$21,428	\$49,303	\$20,970	\$29,130
MARCH	\$64,362	\$26,099	\$11,415	\$39,984	\$15,667	\$17,390	\$24,564	
APRIL	\$41,197	\$38,039	\$17,915	\$8,699	\$17,909	\$29,848	\$31,529	
MAY	\$57,380	\$32,647	\$6,599	\$32,182	\$35,766	\$32,857	\$12,107	
JUNE	\$76,300	\$53,660	\$28,675	\$50,432	\$15,791	\$48,702	\$30,921	
TOTALS	\$586,420	\$429,050	\$261,656	\$282,334	\$300,298	\$327,952	\$267,889	\$211,626
BUDGET	\$536,000	\$500,000	\$400,000	\$100,000	\$100,000	\$200,000	\$200,000	\$175,000
UTILITIES FRANCHISE FEES			Excise Tax on Natural Gas and Franchise tax on Power					
	2007-2008	2008-2009	2009-2010	2010-2011	2011-12	2012-2013	2013-2014	
1ST QTR 9/30	\$109,351	\$115,997	\$115,506	\$122,404	\$122,198	\$126,001	\$118,154	
2ND QTR 12/31	\$93,762	\$99,224	\$94,076	\$95,253	\$90,205	\$101,038	\$98,552	
3RD QTR 3/31	\$104,145	\$122,003	\$124,734	\$118,837	\$110,045	\$120,030		
4TH QTR 6/30	\$90,525	\$100,436	\$94,605	\$99,447	\$95,378	\$102,667		
TOTALS	\$398,083	\$437,660	\$428,921	\$435,941	\$417,826	\$449,736	\$216,706	
BUDGET	\$300,000	\$400,032	\$375,000	\$400,000	\$400,000	\$415,000	\$400,000	
Cable Franchise Replacemnt Fees			(Sales Tax on Video Program, Direct-to-Home Satellite PEG Channel Support and Telecommunications Service)					
	2007-2008	2008-2009	2009-2010	2010-2011	2011-2012	2012-2013	2013-2014	
1ST QTR 9/30	\$12,571	\$12,191	\$12,830	\$11,986	\$12,217	\$10,990	\$19,118	
2ND QTR 12/31	\$13,008	\$12,831	\$11,869	\$11,135	\$11,835	\$11,172	\$19,130	
3RD QTR 3/31	\$13,094	\$12,117	\$12,249	\$11,897	\$9,814	\$11,053		
4TH QTR 6/30	\$13,760	\$12,579	\$12,373	\$13,728	\$12,420	\$11,413		
TOTALS	\$52,433	\$49,718	\$49,321	\$48,746	\$46,286	\$44,628	\$38,248	
BUDGET	\$43,303	\$45,000	\$45,000	\$45,000	\$45,000	\$47,000	\$45,000	

Account Number	Account Description	Cash/Check/Change	Charge	Other Pay Method	Total
0106	State Treasurer Fund	\$613.80	\$0.00	\$0.00	\$613.80
0107	Excise Stamps	\$5,830.00	\$0.00	\$0.00	\$5,830.00
0109	Retirement Fund	\$69.71	\$0.00	\$0.00	\$69.71
0110	Additional Index	\$0.00	\$0.00	\$0.00	\$0.00
0111	Automation Fund	\$433.82	\$0.00	\$0.00	\$433.82
8888	Credit On Account	\$0.00	\$0.00	\$0.00	\$0.00
0301	Copies	\$10.00	\$0.00	\$0.00	\$10.00
0302	Certified Copies	\$33.78	\$0.00	\$0.00	\$33.78
0303	Fax	\$0.00	\$0.00	\$0.00	\$0.00
0304	Laminations	\$0.00	\$0.00	\$0.00	\$0.00
	***** Account Group COPIES Total *****	\$43.78	\$0.00	\$0.00	\$43.78
0401	Notary Oaths	\$26.58	\$0.00	\$0.00	\$26.58
	***** Account Group MISCELLANEOUS Total *****	\$26.58	\$0.00	\$0.00	\$26.58
0101	Recording Fees	\$2,906.63	\$0.00	\$0.00	\$2,906.63
0102	Non Standard Fees	\$0.00	\$0.00	\$0.00	\$0.00
0103	Probate	\$0.00	\$0.00	\$0.00	\$0.00
0104	Cultural Resources	\$0.00	\$0.00	\$0.00	\$0.00
0105	Floodplain Mapping	\$0.00	\$0.00	\$0.00	\$0.00
0108	Uccs	\$0.00	\$0.00	\$0.00	\$0.00
	***** Account Group RECORDINGS Total *****	\$2,906.63	\$0.00	\$0.00	\$2,906.63
0201	County Marriages	\$155.12	\$0.00	\$0.00	\$155.12
0202	Domestic Violence Fund	\$210.00	\$0.00	\$0.00	\$210.00
0203	Childrens Trust Fund	\$35.00	\$0.00	\$0.00	\$35.00
0204	Vital Certificates	\$407.56	\$0.00	\$0.00	\$407.56
0205	Legitimations	\$0.00	\$0.00	\$0.00	\$0.00
	***** Account Group VITALS Total *****	\$807.68	\$0.00	\$0.00	\$807.68
	Final Totals :	\$10,732.00	\$0.00	\$0.00	\$10,732.00

Account Number	Account Description	Cash/Check/Change	Charge	Other Pay Method	Total
----------------	---------------------	-------------------	--------	------------------	-------

Counts/Totals From 2/1/2014 Through 2/28/2014

Cash Total :	\$924.25 +
Check Total :	\$9,872.00 +
Other Pay Total:	\$0.00 +
Change Total :	\$64.25 -
<hr/>	
Subtotal :	\$10,732.00
Charge Total :	\$0.00 +
<hr/>	
Grand Total :	\$10,732.00

Number of Cash Payments :	59
Number of Check Payments :	96
Number of Change Payments :	7
Number of Charge Payments :	0
Number of Other Payments :	0
<hr/>	
Number of Receipts :	145
Number of Voids :	4

Charge Information	
Open Item Information	
Number of Payments on Account :	0
Total Paid on Account :	\$0.00



Training & Inspections

Wayne Goodwin | Commissioner of Insurance

March 27, 2014

Mr. Michael Renshaw
Camden County Manager
Post Office Box 190
Camden, NC 27921

Dear Mr. Renshaw:

Thank you for the cooperation shown to our Fire Department Rating Inspector on his recent visit to your County. We are proud of the North Carolina Fire Service and feel that the inspections program has helped to make it even better.

Enclosed is a summary sheet which shows the results of the updates that have been made in your County Fire Departments. The fire departments either Did or Did Not meet the minimum requirements for a rated and certified department in North Carolina today.

As the Inspector explained to the Chiefs of the Departments, the departments not meeting the minimum requirements will be given 12 months to meet the minimum requirements. The departments, however, are expected to make an attempt to meet these requirements as soon as they possibly can, depending on the extent of the reasons they did not pass. The Inspector will be committed to assist your departments for the next 12 months as needed to meet these requirements.

The intention of this inspection plan is not to withdraw the fire department rating if the personnel are making a sincere attempt to comply to the requirements. However, if after the 12 months from the date of this letter, the department has failed to comply and no effort has been made to correct the deficiencies, then the district will become a Class 10 or unprotected.

If we can be of assistance to you or your departments, please let me know.

Yours very truly,

A.C. Daniels
Senior Field Inspector

ACD/sl

Enclosure



Department Inspection Status for Camden County

March 27, 2014

Department Name	Inspection Date	Passed	Failure Category	Failure Reason
South Camden Fire Department, Inc.	07-Sep-2011	Yes		
South Mills Vol. Fire Dept., Inc.	21-Mar-2014	Yes		