

CAMDEN COUNTY, NORTH CAROLINA

ANNUAL FINANCIAL REPORT  
Year Ended June 30, 2022



**BOARD OF COMMISSIONERS**

Ross B. Munro, Chairman  
Tiffany White, Vice Chairman  
Tom White, Commissioner  
Clayton Riggs, Commissioner  
Randy Krainiak, Commissioner

**OFFICIALS**

County Manager  
Kenneth Bowman

Clerk to the Board  
Karen Davis

Finance Officer  
Stephanie Jackson

Register of Deeds  
Tammie Krauss

Tax Administrator  
Lisa Anderson

Sheriff  
J. Kevin Jones

County Attorney  
John Morrison



**CAMDEN COUNTY**  
**TABLE OF CONTENTS**  
**June 30, 2022**

Exhibit

Financial Section

	Independent Auditor's Report	1-4
	Management's Discussion and Analysis	5-13
	Basic Financial Statements:	
	Government-Wide Financial Statements:	
1	Statement of Net Position	14
2	Statement of Activities	15
	Fund Financial Statements:	
3	Balance Sheet-Governmental Funds	16
	Reconciliation of Governmental Funds Balance Sheet to the Statement of Net Position	
4	Statement of Revenues, Expenditures, and Changes in Fund Balances - Governmental Funds	17
	Reconciliation of the Statement of Revenues, Expenditures, and Changes in Fund Balance of Governmental Funds to the Statement of Activities	18
5	Statement of Revenues, Expenditures, and Changes in Fund Balances - Budget and Actual - General, Courthouse and Shiloh FD, and School Capital Fund	19-21
6	Statement of Fund Net Position - Proprietary Fund	22
7	Statement of Revenues, Expenses, and Changes in Fund Net Position - Proprietary Fund	23
8	Statement of Cash Flows - Proprietary Fund	24
	Notes to the Financial Statements	25-48



Required Supplemental Financial Data:

Schedule of County's Proportionate Share of the Net Pension Liability – Local Government Employees' Retirement System	49
Schedule of County Contributions – Local Government Employees' Retirement System	50
Schedule of County's Proportionate Share of Net Pension Asset – Register of Deeds'	51
Schedule of County Contributions – Register of Deeds'	52
Schedule of Changes in Total Pension Liability (LEO)	53
Schedule of Total Pension Liability as a Percentage of Covered Payroll (LEO)	54
Schedule of Changes in Net OPEB Liability and Related Ratios	55

Combining and Individual Fund Statements and Schedules:

Schedule of Revenues, Expenditures, and Changes in Fund Balances - Budget and Actual -	
General Fund	56-60
Special Capital Fund	61
Fire District Funds - Courthouse and Shiloh	62
School Capital Fund	63
Combining Balance Sheet for Non-Major Governmental Funds	64
Combining Statement of Revenues, Expenditures, and Changes in Fund Balances for Non-Major Governmental Funds	65

Schedules of Revenues, Expenditures, and Changes in  
Fund Balances - Budget and Actual:

Automation Enhancement and Preservation Fund	66
Watershed Fund	67
Dismal Swamp Visitor Center Fund	68
South Mills Fire District	69
Joyce Creek Drainage District	70
Community Park Trust Fund	71
Eco Dev Fund	72
School Fund	73
Revaluation Fund	74
Cares Act 19	75
Representative Payee Fund	76
Ferbee Fund	77
Opioid Settlement Fund	78
Scattered Housing Capital Project Fund	79
Boat Ramp Grant Capital Projects Fund	80





Enterprise Fund - South Camden Water & Sewer District	81-83
Water and Sewer Capital Project Funds	84-85

Other Schedules:

Schedule of Ad Valorem Taxes Receivable	86
Analysis of Current Tax Levy County-Wide Levy	87
Secondary Market Disclosures	88
Schedule of Ten Largest Taxpayers	89

Compliance Section:

Report on Internal Control Over Financial Reporting and on Compliance and Other matters Based on an Audit of Financial Statements performed in Accordance With <i>Government Auditing Standards</i>	90-91
Report on Compliance with Requirement Applicable to Each Major Federal Program and Internal Control Over Compliance; In Accordance with OMB Uniform Guidance and the State Single Audit Implementation Act	92-94
Report on Compliance for Each Major State Program; Report on Internal Control over Compliance; With OMB Uniform Guidance and the State Single Audit Implementation Act	95-97
Schedule of Findings and Questioned Costs	98-99
Corrective Action Plan	100
Summary Schedule of Prior Year Audit Findings	101
Schedule of Expenditures of Federal and State Awards	102-104



## FINANCIAL SECTION





Thompson, Price, Scott, Adams & Co., P.A.  
4024 Oleander Drive Suite 103  
Wilmington, North Carolina 28403  
Telephone (910) 791-4872  
Fax (910) 239-8294

---

## Independent Auditor's Report

To the Board of County Commissioners  
Camden County, North Carolina

### Report on the Audit of the Financial Statements

#### *Opinions*

We have audited the accompanying financial statements of the governmental activities, the business-type activities, the discretely presented component units each major fund, and the aggregate remaining fund information of the Camden County, North Carolina as of and for the year ended June 30, 2022, and the related notes to the financial statements, which collectively comprise Camden County's basic financial statements as listed in the table of contents.

In our opinion, based upon our audit and the report of the other auditors, the accompanying financial statements referred to above present fairly, in all material respects, the respective financial position of the governmental activities, the business-type activities, the discretely presented component units, each major fund, and the aggregate remaining fund information of Camden County as of June 30, 2022, and the respective changes in financial position and cash flows, thereof and the respective budgetary comparison for the General Fund, Courthouse and Shiloh FD, School Capital Fund, and Camden County Tourism Development Authority, for the year then ended in accordance with accounting principles generally accepted in the United States of America.

We did not audit the financial statements of Camden County ABC Board, which represent 89 percent, 88 percent, and 98 percent of the assets, net position, and revenues, respectively, of the aggregate discretely presented component units as of June 30, 2022, and the respective changes in financial position and where applicable cash flows, thereof for the year then ended. Those statements were audited by other auditors whose report has been furnished to us, and our opinion, insofar as it relates to the amounts included for the Camden County ABC Board is based solely on the report of the other auditors.

#### *Basis for Opinions*

We conducted our audit in accordance with auditing standards generally accepted in the United States of America (GAAS) and the standards applicable to financial audits contained in *Government Auditing Standards*, issued by the Comptroller General of the United States. Our responsibilities under those standards are further described in the Auditor's Responsibilities for the Audit of the Financial Statements section of our report. We are required to be independent of the Camden County and to meet our other ethical



responsibilities, in accordance with the relevant ethical requirements relating to our audit. We believe that the audit evidence we have obtained is sufficient and appropriate to provide a basis for our audit opinions. The financial statements of Camden County ABC Board and the Camden County TDA were not audited in accordance with *Governmental Auditing Standards*.

### ***Responsibilities of Management for the Audit of the Financial Statements***

Management is responsible for the preparation and fair presentation of these financial statements in accordance with accounting principles generally accepted in the United States of America; and for the design, implementation, and maintenance of internal control relevant to the preparation and fair presentation of financial statements that are free from material misstatement, whether due to fraud or error.

In preparing the financial statements, management is required to evaluate whether there are conditions or events, considered in the aggregate, that raises substantial doubt about the Camden County's ability to continue as a going concern for the twelve months beyond the financial statement date, including any currently known information that may raise substantial doubt shortly thereafter.

### ***Auditor's Responsibilities for the Audit of the Financial Statements***

Our objectives are to obtain reasonable assurance about whether the financial statements as a whole are free of material misstatement, whether due to fraud or error, and to issue an auditor's report that includes our opinions. Reasonable assurance is a high level of assurance but is not absolute assurance and therefore is not a guarantee that an audit conducted in accordance with GAAS and *Governmental Auditing Standards* will always detect material misstatement when it exists.

The risk of not detecting a material misstatement resulting from fraud is higher than for one resulting from error, as fraud may involve collusion, forgery, intentional omissions, misrepresentations, or the override of internal control. Misstatements are considered material if there is a substantial likelihood that, individually or in the aggregate, they would influence the judgment made by a reasonable user based on the financial statements.

In performing an audit in accordance with GAAS and *Governmental Auditing Standards* we

- exercised professional judgement and maintained professional skepticism throughout the audit.
- identify and assess the risks of material misstatement of the financial statements, whether due to fraud or error, and design and perform audit procedures responsible to those risks. Such procedures include examining, on a test basis, evidence regarding the amounts and disclosures in the financial statements.
- obtain an understanding of internal control relevant to the audit in order to design audit procedures that are appropriate in the circumstances, but not for the purpose of expressing an opinion on the effectiveness of the Camden County's internal control. Accordingly, no such opinion is expressed.
- evaluate the appropriateness of accounting policies used and the reasonableness of significant accounting estimates made by management, as well as evaluate the overall presentation of the financial statements.





- conclude whether, in our judgment, there are conditions or events, considered in the aggregate, that raise substantial doubt about the Camden County's ability to continue as a going concern for a reasonable period of time.

We are required to communicate with those charged with governance regarding among other matters, the planned scope and timing of the audit, significant audit findings, and certain internal control-related matters that we identified during the audit.

### ***Required Supplementary Information***

Accounting principles generally accepted in the United States of America require that the Management's Discussion and Analysis, the Other Postemployment Benefits Schedules of Changes in the Net OPEB Liability and Related Ratios, the Local Government Employees' Retirement System Schedules of the County's Proportionate Share of Net Pension Liability and County Contributions, and the Register of Deeds' Supplemental Pension Fund Schedule of the County's Proportionate Share of the Net Pension Asset and Schedule of County Contributions, the Law Enforcement Officers' Special Separation Allowance schedules of the Changes in Total Pension Liability and Total Pension Liability as a Percentage of Covered Payroll, be presented to supplement the basic financial statements. Such information is the responsibility of management, although not a part of the basic financial statements, is required by the Governmental Accounting Standards Board who considers it to be an essential part of financial reporting for placing the basic financial statements in an appropriate operational, economic, or historical context. We and other auditors have applied certain limited procedures to the required supplementary information in accordance with auditing standards generally accepted in the United States of America, which consisted of inquiries of management about the methods of preparing the information and comparing the information for consistency with management's responses to our inquiries, the basic financial statements, and other knowledge we obtained during our audit of the basic financial statements. We do not express an opinion or provide any assurance on the information because the limited procedures do not provide us with sufficient evidence to express an opinion or provide any assurance.

### ***Supplementary Information***

Our audit was conducted for the purpose of forming opinions on the financial statements that collectively comprise the basic financial statements of Camden County. The combining and individual fund financial statements, budgetary schedules, other schedules, and component unit schedules as well as the accompanying schedule of expenditures of federal and state awards as required by Title 2 *U.S. Code of Federal Regulations* (CFR) Part 200, *Uniform Administrative Requirements, Cost Principles, and Audit Requirements for Federal Awards* and the State Single Audit Implementation Act are presented for purposes of additional analysis and are not a required part of the basic financial statements. Such information is the responsibility of management and was derived from and relates directly to the underlying accounting and other records used to prepare the basic financial statements. The information has been subjected to the auditing procedures applied in the audit of the basic financial statements and certain additional procedures, including comparing and reconciling such information directly to the underlying accounting and other records used to prepare the basic financial statements or to the basic financial statements themselves, and other additional procedures in accordance with auditing standards generally accepted in the United States of America by us and the other auditors. In our opinion, based on our audit, the procedures



performed as described above and the report of the other auditors, the combining and individual fund financial statements, budgetary schedules, other schedules, component unit schedules, and the schedule of expenditures of federal and state awards are fairly stated, in all material respects, in relation to the basic financial statements as a whole.

**Other Reporting Required by *Government Auditing Standards***

In accordance with *Government Auditing Standards*, we have also issued our report dated November 28, 2022, on our consideration of the Camden County's internal control over financial reporting and on our tests of its compliance with certain provisions of laws, regulations, contracts, and grant agreements and other matters. The purpose of that report is to describe the scope of our testing of internal control over financial reporting and compliance and the results of that testing, and not to provide an opinion on the effectiveness of Camden County's internal control over financial reporting or on compliance. That report is an integral part of an audit performed in accordance with *Government Auditing Standards* in considering Camden County's internal control over financial reporting and compliance.

*Thompson, Price, Scott, Adams & Co., PA*

*Wilmington, North Carolina*

*November 28, 2022*



## MANAGEMENT'S DISCUSSION AND ANALYSIS



## **Management's Discussion and Analysis For the Year Ended June 30, 2022**

As management of Camden County, we offer readers of Camden County's (the "County") financial statements this narrative overview and analysis of the financial activities of the County for the fiscal year ended June 30, 2022. We encourage readers to read the information presented here in conjunction with additional information that we have furnished in the County's financial statements, which follow this narrative.

### **Financial Highlights**

- The assets and deferred outflows of resources of Camden County exceeded its liabilities and deferred inflows of resources at the close of the fiscal year by \$46,663,872 (*net position*). The County's net assets are impacted considerably by bonds that the County has issued on behalf of the Camden County Board of Education. The assets are not reflected in the County's financial statements, but the full amount of the long-term debt related to school construction is reflected in the County's financial statements.
- The County's total Net Position increased by \$4,283,083 for the fiscal year ending June 30, 2022, primarily due to improved revenue collection efforts and controlled expenses.
- As of the close of the current fiscal year, The County's governmental funds reported combined ending fund balances of \$20,638,459, after a net increase in fund balance of \$4,075,992. Approximately 35% of this total amount, or \$7,224,052 is restricted or non-spendable.
- At the end of the current fiscal year, fund balance (before any reserves or designations) for the General Fund was \$15,766,487 or 84% total General Fund expenditures for the current fiscal year. Approximately \$7,762,728 remains as unassigned fund balance. This General Fund balance increased \$2,404,891.
- The County's total debt increased during the fiscal year by \$3,715,904.

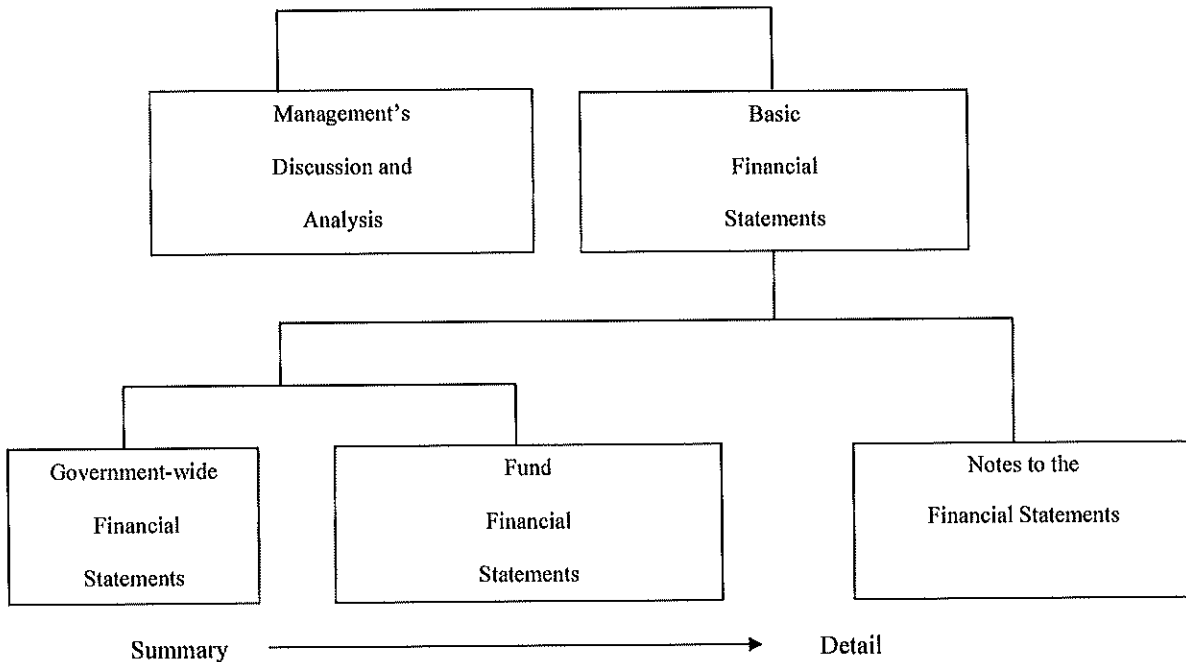
### **Overview of the Financial Statements**

This discussion and analysis is intended to serve as an introduction to Camden County's basic financial statements. The County's basic financial statements consist of three components: 1) government-wide financial statements, 2) fund financial statements, and 3) notes to the financial statements (see Figure 1). The basic financial statements present two different views of the County through the use of government-wide statements and fund financial statements. In addition to the basic financial statements, this report contains other supplemental information that will enhance the reader's understanding of the financial condition of the Camden County.





**Required Components of Annual Financial Report  
Figure 1**



**Basic Financial Statements**

The first two statements (Exhibits 1&2) in the basic financial statements are the **Government-wide Financial Statements**. They provide both short and long-term information about the County's financial status.

The next statements (Exhibits 3-9) are **Fund Financial Statements**. These statements focus on the activities of the individual parts of the County's government. These statements provide more detail than the government-wide statements. There are four parts to the Fund Financial Statements: 1) the government fund statements; 2) the budgetary comparison statements; 3) the proprietary governmental funds statements; 4) the agency fund statements.

The next section of the basic financial statements is the **notes**. The notes to the financial statements explain in detail some of the data contained in those statements. After the notes, **supplemental information** is provided to show details about the County's major and non-major governmental funds, all of which are added together in one column on the basic financial statements. Budgetary information required by the General Statutes also can be found in this part of the statements.

Following the Notes is the required supplemental information. This section contains funding information about the County's Other Post Employment Benefit Plan and Pension Plans.



## Government-Wide Financial Statements

The government-wide financial statements are designed to provide the reader with a broad overview of the County's finances, similar in format to a financial statement of a private-sector business. The government-wide statements provide short and long-term information about the County's financial status as a whole.

The two government-wide statements report the County's net position and how it has changed. Net position is the difference between the total of the County's assets and deferred outflows of resources and the total liabilities and deferred inflows of resources. Measuring net position is one way to gauge the County's financial condition.

The government-wide statements are divided into three categories: 1) governmental activities; 2) business-type activities; and 3) component units. The governmental activities include most of the County's basic services such as general administration, taxation and records, human services, education, and public safety. Property taxes, other taxes, and state and federal grant funds finance most of these activities. The business-type activities are those where services are provided and customers are charged for those services. These include the water & sewer services offered by the County. The final category is the component units. The Camden ABC Board and Camden TDA are such units.

The government-wide financial statements are on Exhibits 1 and 2 of this report.

## Fund Financial Statements

The Fund Financial Statements (see Figure 1) provide a more detailed look at the County's most significant activities. A fund is a grouping of related accounts that is used to maintain control over resources that have been segregated for specific activities or objectives. Camden County, like all other governmental entities in North Carolina, uses fund accounting to ensure and reflect compliance (or non-compliance) with finance-related legal requirements, such as the North Carolina General Statutes or the County's budget ordinance. All of the funds of the Camden County can be divided into three categories: governmental funds, proprietary funds, and fiduciary fund.

Governmental Funds – Governmental funds are used to account for those functions reported as governmental activities in the government-wide financial statements. Most of the County's basic services are accounted for in the governmental funds. These funds focus on how assets can readily be converted into cash flow in and out, and what monies are left at year-end that will be available for spending in the next year. Governmental funds are reported using an accounting method called *modified accrual accounting* which provides a current financial focus. As a result, the governmental fund financial statements give the reader a detailed short-term view that helps him or her determine if there are more or less financial resources available to finance the County's programs. The relationship between government activities (reported in the Statement of Net Position and the Statement of Activities) and governmental funds is described in a reconciliation that is a part of the fund financial statements.

The County adopts an annual budget for its General Fund, as required by the General Statutes. The budget is a legally adopted document that incorporates input from the citizens of the County, the management of the County, and the decisions of the Board about which services to provide and how to pay for them. It also authorizes the County to obtain funds from identified sources to finance these current period activities. The budgetary statement provided for the General Fund demonstrates how well the County complied with the budget ordinance and whether or not the County succeeded in providing the services as planned when the budget was adopted. The budgetary comparison statement uses the budgetary basis of accounting and is presented using the same format, language, and classifications as the legal budget document. The statement shows four columns: 1) the original budget as adopted by the Board; 2) the final budget as amended by the Board; 3) the actual resources, charges to appropriations, and ending balances in the General Fund; and 4) the difference or variance between the final budget and the actual resources and charges.

Proprietary Funds - The County has one kind of proprietary fund. *Enterprise funds* are used to report the same functions presented as business-type activities in the government-wide financial statements. The County uses enterprise funds to account for the South Camden Water & Sewer District operations. This fund is the same as those functions shown in the business-type activities in the Statement of Net Position and the Statement of Activities.



**Fiduciary Funds** - Fiduciary funds are used to account for resources held for the benefit of parties outside the government.

**Notes to the Financial Statements** - The notes provide additional information that is essential to a full understanding of the data provided in the government-wide and fund financial statements.

**Other Information** - In addition to the basic financial statements and accompanying notes, this report includes certain required supplementary information concerning Camden County's progress in funding its obligation to provide pension benefits to its employees.

**Government-Wide Financial Analysis**

**Camden County's Net Position  
Figure 2**

	Governmental Activities		Business-Type Activities		Total	
	2022	2021	2022	2021	2022	2021
Current and other assets	\$ 16,314,844	\$ 14,471,761	\$ 3,236,502	\$ 2,967,284	\$ 19,551,346	\$ 17,439,045
Restricted Cash	5,975,578	2,652,320	-	-	5,975,578	2,652,320
Capital assets	18,545,747	14,359,015	23,512,856	24,168,815	42,058,603	38,527,830
Total assets	40,836,169	31,483,096	26,749,358	27,136,099	67,585,527	58,619,195
Deferred outflows of resources	1,440,949	1,299,404	134,553	113,025	1,575,502	1,412,429
Long-term liabilities outstanding	15,085,253	12,289,030	3,445,704	3,789,912	18,530,957	16,078,942
Other liabilities	2,226,288	913,643	268,483	332,475	2,494,771	1,246,118
Total liabilities	17,311,541	13,202,673	3,714,187	4,122,387	21,025,728	17,325,060
Deferred inflows of resources	1,337,905	299,041	133,524	26,734	1,471,429	325,775
Net Position:						
Net investment						
in capital assets	13,447,330	13,486,850	20,063,216	20,442,785	33,510,546	33,929,635
Restricted	7,224,052	4,530,926	-	-	7,224,052	4,530,926
Unrestricted	2,956,290	1,263,010	2,972,984	2,657,218	5,929,274	3,920,228
Total net position	\$ 23,627,672	\$ 19,280,786	\$ 23,036,200	\$ 23,100,003	\$ 46,663,872	\$ 42,380,789

As noted earlier, net position may serve over time as one useful indicator of a government's financial condition. The assets and deferred outflows of resources of the County exceeded its liabilities and deferred inflows of resources by \$46,663,872 as of June 30, 2022. The County's Net Position increased by \$4,283,083 for the fiscal year ending June 30, 2022. At June 30, 2022, the increase in this category of net position is due to repayment of long-term debt and the purchase of capital assets from funds provided by grants.

Net position is reported in three net categories: Net investment in capital assets of \$35,510,546 (72%), Restricted assets of \$7,224,052 (15%), and Unrestricted net position of \$5,929,274 (13%). The amount Net investment in capital assets category is defined as the County's investment in County owned capital assets (e.g. land, buildings, automotive equipment, office and other equipment, and infrastructure) less any related debt still outstanding that was issued to acquire those items. The County uses these capital assets to provide services to citizens; consequently, these assets are not available for future spending. Although the County's investment in its capital assets is reported net of the outstanding related debt, the resources needed to repay that debt must be provided by other sources since the capital assets cannot be used to liquidate these liabilities.

The second category of net position is restricted net position. Restricted resources increased by \$2,693,126 for a total of \$7,224,052 at June 30, 2022. Constraints on use are externally imposed by creditors (such as through debt covenants), grantors, contributors, or can be imposed by law through constitutional provisions or legislation.



The final category of net position is unrestricted net position. This balance may be used to meet the government's ongoing obligations to citizens and creditors. At June 30, 2022, the total unrestricted net position increased to \$5,929,274. Under North Carolina law, the County is responsible for providing capital funding for the school system. The County has chosen to meet its legal obligation to provide the school system capital funding by using a mixture of County funds, earmarked Local Sales Tax collections, loans, and Qualified Zone Academy Bonds. The assets are funded by the County; however, they are utilized by the school system. Since the County, as the issuing government, acquires no capital assets, the County has incurred a liability without a corresponding increase in assets. At the end of the fiscal year, approximately \$14 million of the outstanding debt on the County's financial statements was related to assets included in the school system's financial statements. The school debt is collateralized by a deed of trust granting, among other things, a first lien of record on the Project, including the land constituting a part of the Project, all other buildings, structures, improvement and fixtures thereon, and all appurtenances thereto of any nature whatsoever, excluding mobile or modular classrooms located on the site at any time, subject to permitted encumbrances. Accordingly, the County makes installment payments under the Installment Financing Agreement for payment of the debt. The County's obligation to make payments under the Installment Financing Agreement constitutes a pledge of the County's faith and credit within the meaning of any constitutional provision. Principal and interest requirements will be provided by an appropriation in the year in which they become due.

The impact of the inclusion of the school system debt without the corresponding assets was offset by the following positive operational initiatives and results:

- Camden County has adopted a minimum fund balance policy for the general fund which instructs management to conduct the business of the County in such a manner that available fund balance is at least equal to or greater than 25% of budgeted expenditures.
- Continued diligence in the collection of property taxes resulted in maintaining a collection percentage in excess of 98.17%, which is slightly lower than the statewide average of 98.83%.





**Camden County**  
**Changes in Net Position**  
**Figure 3**

	Governmental Activities		Business-Type Activities		Total	
	2022	2021	2022	2021	2022	2021
<b>Revenues:</b>						
Program Revenues						
Charges for Services	\$ 1,444,363	\$ 1,158,566	\$ 1,942,706	\$ 2,321,939	\$ 3,387,069	\$ 3,480,505
Operating grants and contributions	3,335,498	2,197,964	-	-	3,335,498	2,197,964
Capital grants and contributions	-	-	-	-	-	-
General revenues:						
Property taxes	10,787,463	9,039,232	-	-	10,787,463	9,039,232
Other taxes	6,131,585	5,211,486	-	-	6,131,585	5,211,486
Investment earnings	34,140	151,418	5,238	9,478	39,378	160,896
Other	-	-	-	-	-	-
<b>Total revenues</b>	<b>21,733,049</b>	<b>17,758,666</b>	<b>1,947,944</b>	<b>2,331,417</b>	<b>23,680,993</b>	<b>20,090,083</b>
<b>Expenses:</b>						
General government	3,110,703	2,798,937	-	-	3,110,703	2,798,937
Public Safety	4,733,133	4,846,430	-	-	4,733,133	4,846,430
Economic and physical development	1,820,708	2,090,304	-	-	1,820,708	2,090,304
Human services	1,420,176	1,503,190	-	-	1,420,176	1,503,190
Cultural and recreation	909,835	89,620	-	-	909,835	89,620
Education	4,806,696	4,392,206	-	-	4,806,696	4,392,206
Interest on long-term debt	83,249	384,196	-	-	83,249	384,196
Environmental protection	501,663	597,358	-	-	501,663	597,358
Water	-	-	2,011,747	1,942,009	2,011,747	1,942,009
<b>Total expenses</b>	<b>17,386,163</b>	<b>16,702,241</b>	<b>2,011,747</b>	<b>1,942,009</b>	<b>19,397,910</b>	<b>18,644,250</b>
Increase (decrease) in net position before transfers and special items	4,346,886	1,056,425	(63,803)	389,408	4,283,083	1,445,833
Increase (decrease) in net position	4,346,886	1,056,425	(63,803)	389,408	4,283,083	1,445,833
Net position, beginning, previously reported	19,280,786	18,198,817	23,100,003	22,710,595	42,380,789	40,909,412
Prior period restatement - change in accounting principle	-	25,544	-	-	-	25,544
Net position, beginning, as restated	19,280,786	18,224,361	23,100,003	22,710,595	42,380,789	40,934,956
Net position, June 30, ending	<b>\$ 23,627,672</b>	<b>\$ 19,280,786</b>	<b>\$ 23,036,200</b>	<b>\$ 23,100,003</b>	<b>\$ 46,663,872</b>	<b>\$ 42,380,789</b>

**Governmental activities:** Governmental activities increased the County's net position by \$4,346,886.

**Business-type activities:** Business-type activities decreased the County's net position by \$63,803.



### Financial Analysis of the County's Funds

As noted earlier, the County uses fund accounting to ensure and demonstrate compliance with finance-related legal requirements.

**Governmental Funds.** The focus of the County's governmental funds is to provide information on near-term inflows, outflows, and balances of usable resources. Such information is useful in assessing the Camden County's financing requirements. Specifically, fund balance available for appropriation can be a useful measure of a government's net resources available for spending at the end of the fiscal year.

At June 30, 2022, the governmental funds of the County reported a combined fund balance of \$20,638,459, a 25% increase over last year.

#### **General Fund Budgetary Highlights:**

The general fund is the chief operating fund of the County. At the end of the current fiscal year, the County's fund balance available in the General Fund was \$7,762,728 while total fund balance reached \$15,766,487. The County currently has an unassigned fund balance of 41% of GF expenditures while total fund balance represents 84% of the same amount. General Fund balance increased \$2,404,891.

During the fiscal year, the County revised the budget on several occasions. Generally, budget amendments fall into one of three categories: 1) amendments made to adjust the estimates that are used to prepare the original budget ordinance once exact information is available; 2) amendments made to recognize new funding amounts from external sources, such as Federal and State grants; and 3) increases in appropriations that become necessary to maintain services.

**Proprietary Funds:** The County's proprietary funds provide the same type of information found in the government-wide statements but in more detail. The total decrease in net position was \$63,803.

#### **Capital Asset and Debt Administration**

**Capital assets.** Camden County's capital assets for its governmental and business-type activities as of June 30, 2022, totals \$42,058,603 (net of accumulated depreciation). These assets include land, buildings, automotive equipment, office and other equipment, and water and sewer lines.

Major capital assets transactions during the year include:

- Construction and equipment in the water district.
- Construction and equipment in the governmental funds.



**Camden County's Capital Assets  
(net of depreciation)  
Figure 4**

	Governmental Activities		Business-Type Activities		Total	
	2022	2021	2022	2021	2022	2021
Land	\$ 5,126,521	\$ 5,126,521	\$ 1,050,394	\$ 1,050,394	\$ 6,176,915	\$ 6,176,915
Buildings	2,719,009	2,921,951	-	-	2,719,009	2,921,951
Furniture, fixtures and equipment, vehicles	2,030,822	2,251,038	558,176	578,954	2,588,998	2,829,992
Other improvements	3,093,929	3,169,150	21,866,783	22,501,964	24,960,712	25,671,114
Construction in Progress	5,575,466	890,355	37,503	37,503	5,612,969	927,858
<b>Total</b>	<b>\$ 18,545,747</b>	<b>\$ 14,359,015</b>	<b>\$ 23,512,856</b>	<b>\$ 24,168,815</b>	<b>\$ 42,058,603</b>	<b>\$ 38,527,830</b>

Additional information on the County's capital assets can be found in Note III(a)5 of the Basic Financial Statements.

**Long-term Debt:** As of June 30, 2022, Camden County had total outstanding debt of \$16,616,875. A summary of total long-term debt as of June 30, 2022 is shown below:

**Camden County's Outstanding Debt  
Figure 5**

	Governmental Activities		Business-type Activities		Total	
	2022	2021	2022	2021	2022	2021
General Obligation Debt	\$ -	\$ -	\$ 3,449,640	\$ 3,726,030	\$ 3,449,640	\$ 3,726,030
Installment Purchases	13,167,235	9,174,941	-	-	13,167,235	9,174,941
<b>Total</b>	<b>\$ 13,167,235</b>	<b>\$ 9,174,941</b>	<b>\$ 3,449,640</b>	<b>\$ 3,726,030</b>	<b>\$ 16,616,875</b>	<b>\$ 12,900,971</b>

The State of North Carolina limits the amount of general obligation debt that a unit of government can issue to 8 percent of the total assessed value of taxable property located within that government's boundaries. The debt margin required by local Resolution is 2%. The current debt margin for Camden County (as calculated on assessed real property only) is 0.14% or \$109,469,681. Well below the allowable debt limit for the County. Additional information regarding the County's long-term debt can be found in Note 6 of this report.



### **Economic Factors and Next Year's Budgets and Rates**

- The unemployment rate in the County was at 4.0% on June 30, 2022, compared with a federal rates of 4.0% and a State rate of 4.2%. The rate for Camden County reduced from the 4.2% at June 30, 2021.

### **Budget Highlights for the Fiscal Year Ending June 30, 2023**

#### **Governmental Activities**

Several factors will positively affect the economic outlook of the county over the next several fiscal years. Economic forecasts indicate growth in coming years which, while modest, are positive indicators for prospective commercial growth in the county. We have already seen an increase in interest from the retail sectors to locate in Camden County with the recent construction of Camden Towne Center project which will expand the tax base and provide employment. Broadband is being expanded throughout the county due to a USDA grant awarded to Eastern Shore Communications.

Factors that may negatively affect the economic position of the county include the uncertainty surrounding the need for a new County High School expected to cost approximately \$35-\$40 million. Another limiting factor is changes that continue to occur in the state and federal political arena. These changes could create local impacts which causes a large amount of uncertainty for Local Government and Camden County.

#### **Business-type Activities**

The County has allocated an additional \$2.65 million in funds for engineering, design and construction of a second wastewater treatment plant to be located in the Courthouse Township. Upon completion, the SCWD expects to be in a better position to provide adequate water and sewer with Camden County. The return on this investment is expected to come from the ability to market adequate capacity for commercial development.

#### **Requests for Information**

This report is designed to provide an overview of the County's finances for those with an interest in this area. Questions concerning any of the information found in this report or requests for additional information should be directed to the Finance Officer, Camden County, 330 East Hwy. 158, P.O. Box 190, Camden, NC 27921. You can also call 1-252-338-6363 for more information.





## BASIC FINANCIAL STATEMENTS



**Camden County, North Carolina**  
**Statement of Net Position**  
**June 30, 2022**

	Primary Government			Component Units	
	Governmental Activities	Business-type Activities	Total	Camden County ABC Board	Camden County TDA
<b>ASSETS</b>					
Cash and cash equivalents	\$ 15,742,300	\$ 3,082,968	\$ 18,825,268	\$ 441,929	\$ 95,708
Restricted cash	5,975,578	-	5,975,578	-	-
Taxes receivable, net	251,076	-	251,076	-	-
Accounts receivable, net	271,842	153,534	425,376	-	318
Inventories	-	-	-	197,201	-
Prepaid expenses	-	-	-	19,752	-
Accrued interest on taxes receivable	3,598	-	3,598	-	-
Net pension asset	23,221	-	23,221	-	-
Capital assets:					
Land, non-depreciable					
improvements, and construction in					
progress	10,701,987	1,087,897	11,789,884	-	-
Other capital assets, net of					
depreciation	7,843,760	22,424,959	30,268,719	125,886	-
Total capital assets	<u>18,545,747</u>	<u>23,512,856</u>	<u>42,058,603</u>	<u>125,886</u>	<u>-</u>
Right to use leased asset, net of					
amortization	22,807	-	22,807	-	-
Total assets	<u>40,836,169</u>	<u>26,749,358</u>	<u>67,585,527</u>	<u>784,768</u>	<u>96,026</u>
<b>DEFERRED OUTFLOWS OF</b>					
<b>RESOURCES</b>	<u>1,440,949</u>	<u>134,553</u>	<u>1,575,502</u>	<u>33,765</u>	<u>-</u>
<b>LIABILITIES</b>					
Accounts payable and accrued					
liabilities	181,053	14,949	196,002	106,243	-
Accrued interest payable	95,297	17,789	113,086	-	-
Compensated absences payable	210,000	28,228	238,228	-	-
Liabilities to be paid from restricted					
assets	1,075,121	-	1,075,121	-	-
Current-portion of long-term liabilities	664,817	207,517	872,334	-	-
Long-term liabilities					
Net OPEB Liability	1,167,099	129,677	1,296,776	-	-
Total pension liability - LEOSSA	642,295	-	642,295	-	-
Net pension liability - LGERS	665,136	73,904	739,040	13,649	-
Compensated absences payable	85,403	-	85,403	-	-
Due in more than one year	12,525,320	3,242,123	15,767,443	-	-
Total liabilities	<u>17,311,541</u>	<u>3,714,187</u>	<u>21,025,728</u>	<u>119,892</u>	<u>-</u>
<b>DEFERRED INFLOWS OF RESOURCES</b>	<u>1,337,905</u>	<u>133,524</u>	<u>1,471,429</u>	<u>19,500</u>	<u>-</u>
Total deferred inflows of resources	<u>1,337,905</u>	<u>133,524</u>	<u>1,471,429</u>	<u>19,500</u>	<u>-</u>
<b>NET POSITION</b>					
Net investment in capital assets	13,447,330	20,063,216	33,510,546	88,916	-
Stabilization by State Statute	1,976,449	-	1,976,449	-	318
Future Expansion	-	-	-	403,876	-
Health services	7,717	-	7,717	-	-
Register of Deeds	3,540	-	3,540	-	-
Fire Protection	421,662	-	421,662	-	-
School Capital	4,814,684	-	4,814,684	-	-
Unrestricted	2,956,290	2,972,984	5,929,274	186,349	95,708
Total net position	<u>\$ 23,627,672</u>	<u>\$ 23,036,200</u>	<u>\$ 46,663,872</u>	<u>\$ 679,141</u>	<u>\$ 96,026</u>

The notes to the financial statements are an integral part of this statement.



**Camden County, North Carolina  
Statement of Activities  
For the Year Ended June 30, 2022**

Functions/Programs	Net (Expense) Revenue and Changes in Net Position							Component Unit	
	Primary Government							Camden	
	Expenses	Charges for Services	Operating Grants and Contributions	Capital Grants and Contributions	Governmental Activities	Business-type Activities	Total	County ABC Board	Camden County TDA
<b>Primary government:</b>									
General government	\$ 3,110,703	\$ 404,422	\$ 833,874	\$ -	\$ (1,872,407)	\$ -	(1,872,407)	-	-
Public safety	4,733,133	601,069	300,195	-	(3,831,869)	-	(3,831,869)	-	-
Cultural and recreation	909,835	28,887	266,840	-	(614,108)	-	(614,108)	-	-
Economic and physical development	1,820,708	-	200,130	-	(1,620,578)	-	(1,620,578)	-	-
Human services	1,420,176	-	1,634,394	-	214,218	-	214,218	-	-
Education	4,806,696	150,000	-	-	(4,656,696)	-	(4,656,696)	-	-
Environmental protection	501,663	259,985	100,065	-	(141,613)	-	(141,613)	-	-
Interest on long-term debt	83,249	-	-	-	(83,249)	-	(83,249)	-	-
Total governmental activities	17,386,163	1,444,363	3,335,498	-	(12,606,303)	-	(12,606,303)	-	-
<b>Business-type activities:</b>									
Water	2,011,747	1,942,706	-	-	(69,041)	(69,041)	(69,041)	-	-
Total business-type activities	2,011,747	1,942,706	-	-	(69,041)	(69,041)	(69,041)	-	-
	\$ 19,397,910	\$ 3,387,069	\$ 3,335,498	\$ -	\$ (12,606,303)	\$ (69,041)	\$ (12,675,344)	\$ -	\$ (24,970)
<b>Component units:</b>									
TDA	\$ 24,970	\$ -	\$ -	\$ -	\$ -	\$ -	\$ -	\$ 12,598	\$ (24,970)
ABC Board	2,643,515	2,656,113	-	-	-	-	-	12,598	-
Total component units	2,643,515	2,656,113	-	-	-	-	-	12,598	(24,970)
<b>General revenues:</b>									
Taxes:									
Property taxes, levied for general purpose					10,787,463		10,787,463		
Local option sales tax					1,772,010		1,772,010		
Other taxes and licenses					4,359,576		4,359,576		24,529
Investment earnings, unrestricted					34,140	5,238	39,378		160
Miscellaneous, unrestricted					-	-	-		-
Total general revenues, special items, and transfers					16,953,189	5,238	16,958,427		24,689
Change in net position					4,346,886	(63,803)	4,283,083	12,598	(281)
Net position, beginning					19,280,786	23,100,003	42,380,789	666,543	96,307
Net position, ending					23,627,672	23,036,200	46,663,872	679,141	96,026

The notes to the financial statements are an integral part of this statement.



**Camden County, North Carolina**  
**Balance Sheet**  
**Governmental Funds**  
**June 30, 2022**

	Major			NonMajor		Total Governmental Funds
	General Fund	ARP Fund	Courthouse and Shiloh FD	School Capital Fund	Other Governmental Funds	
<b>ASSETS</b>						
Cash, including time deposits	\$ 14,080,557	\$ -	\$ 317,514	\$ -	\$ 1,360,519	\$ 15,758,590
Restricted cash	-	1,057,050	-	4,800,333	118,195	5,975,578
Accounts receivable, net	484,122	-	12,336	-	10,170	506,628
Due from other funds	1,720,970	-	-	-	-	1,720,970
<b>Total assets</b>	<b>\$ 16,285,649</b>	<b>\$ 1,057,050</b>	<b>\$ 329,850</b>	<b>\$ 4,800,333</b>	<b>\$ 1,488,884</b>	<b>\$ 23,961,766</b>
<b>LIABILITIES AND FUND BALANCES</b>						
<b>Liabilities:</b>						
Accounts payable and accrued liabilities	176,630	-	-	-	4,423	181,053
Unearned revenue	-	1,057,050	-	-	18,071	1,075,121
Due to other funds	-	-	-	-	1,720,970	1,720,970
<b>Total liabilities</b>	<b>176,630</b>	<b>1,057,050</b>	<b>-</b>	<b>-</b>	<b>1,743,464</b>	<b>2,977,144</b>
<b>DEFERRED INFLOWS OF RESOURCES</b>						
Property taxes receivable	247,445	-	2,080	-	1,551	251,076
Prepaid taxes	95,087	-	-	-	-	95,087
<b>Total deferred inflows of resources</b>	<b>342,532</b>	<b>-</b>	<b>2,080</b>	<b>-</b>	<b>1,551</b>	<b>346,163</b>
<b>Fund balances:</b>						
<b>Restricted</b>						
Stabilization by State Statute	1,957,574	-	10,256	-	8,619	1,976,449
Register of Deeds	-	-	-	-	3,540	3,540
Fire Protection	-	-	317,514	-	104,148	421,662
School Capital	-	-	-	4,800,333	14,351	4,814,684
Health services	-	-	-	-	7,717	7,717
<b>Committed</b>						
Capital Reserve	6,046,185	-	-	-	-	6,046,185
Tax Revaluation	-	-	-	-	296,685	296,685
Economic Development	-	-	-	-	(691,191)	(691,191)
Unassigned	7,762,728	-	-	-	-	7,762,728
<b>Total fund balances</b>	<b>15,766,487</b>	<b>-</b>	<b>327,770</b>	<b>4,800,333</b>	<b>(256,131)</b>	<b>20,638,459</b>
<b>Total liabilities, deferred inflows of resources and fund balances</b>	<b>\$ 16,285,649</b>	<b>\$ 1,057,050</b>	<b>\$ 329,850</b>	<b>\$ 4,800,333</b>	<b>\$ 1,488,884</b>	
<b>Amounts reported for governmental activities in the statement of net position (Exhibit 1) are different because:</b>						
Net pension asset.						23,221
Contributions to the pension plan in the current fiscal year are deferred outflows of resources on the Statement of Net Position.						1,420,328
Right to use assets used in governmental activities are not financial resources and therefore are not reported in the funds.						22,807
Benefit payments and pension administration costs for LEOSSA are deferred outflows of resources on the Statement of Net Position						20,621
Deferred inflows of resources in fund statements for taxes receivable.						251,076
Other assets are not available to pay for current-period expenditures and therefore are not accrued as income in the funds.						3,598
Capital assets used in governmental activities are not financial resources and therefore are not reported in the funds.						18,545,747
OPEB and Pension related deferrals.						(1,242,818)
Long-term debt included as net position below (includes the addition of long-term debt and principal payments during the year.)						(13,580,837)
Net pension liability - LEOSSA.						(642,295)
Net OPEB liability.						(1,167,099)
Net pension liability - LGERS.						(665,136)
<b>Net position of governmental activities</b>						<b>\$ 23,627,672</b>

The notes to the financial statements are an integral part of this statement.





**Camden County, North Carolina**  
**Statement of Revenues, Expenditures, and Changes in Fund Balance**  
**Governmental Funds**  
**For the Year Ended June 30, 2022**

	Major			NonMajor		Total Governmental Funds
	General Fund	Courthouse and Shiloh FD	ARP Fund	School Capital Fund	Other Governmental Funds	
<b>REVENUES</b>						
Ad valorem taxes	\$ 10,564,230	\$ 73,612	\$ -	\$ -	\$ 89,155	\$ 10,726,997
Other taxes and licenses	4,615,690	294,447	-	1,028,846	192,603	6,131,586
Unrestricted intergovernmental	284,278	-	-	-	-	284,278
Restricted intergovernmental	1,599,942	10,000	-	1,462,139	263,416	3,335,497
Local Contributions	-	-	-	-	-	-
Permits and fees	586,436	9,000	-	-	83,690	679,126
Sales and services	138,662	-	-	150,000	36,692	325,354
Investment earnings	24,086	532	-	7,335	2,187	34,140
Miscellaneous	140,080	4,695	-	-	10,830	155,605
Total revenues	<u>17,953,404</u>	<u>392,286</u>	<u>-</u>	<u>2,648,320</u>	<u>678,573</u>	<u>21,672,583</u>
<b>EXPENDITURES</b>						
Current:						
General government	7,489,786	-	-	-	75,838	7,565,625
Public safety	4,170,113	433,293	-	-	100,375	4,703,781
Environmental protection	496,606	-	-	-	6,254	502,860
Economic and physical development	945,043	-	-	-	833,501	1,778,544
Culture and recreation	723,833	-	-	-	68,698	792,531
Human services	1,388,243	-	-	-	19,034	1,407,277
Intergovernmental:						
Education	3,025,878	-	-	1,780,818	-	4,806,696
Debt service:						
Principal	564,218	-	-	-	76,488	640,706
Interest	30,618	-	-	-	36,792	67,410
Total expenditures	<u>18,834,338</u>	<u>433,293</u>	<u>-</u>	<u>1,780,818</u>	<u>1,216,980</u>	<u>22,265,430</u>
Excess (deficiency) of revenues over expenditures	<u>(880,934)</u>	<u>(41,007)</u>	<u>-</u>	<u>867,502</u>	<u>(538,407)</u>	<u>(592,847)</u>
<b>OTHER FINANCING SOURCES</b>						
Proceeds of long-term debt	4,633,000	-	-	-	-	4,633,000
Lease liabilities issued	35,839	-	-	-	-	35,839
Transfers to other funds	(1,383,014)	-	-	-	-	(1,383,014)
Transfers from other funds	-	-	-	1,383,014	-	1,383,014
Total other financing sources and uses	<u>3,285,825</u>	<u>-</u>	<u>-</u>	<u>1,383,014</u>	<u>-</u>	<u>4,668,839</u>
Net change in fund balance	<u>2,404,891</u>	<u>(41,007)</u>	<u>-</u>	<u>2,250,516</u>	<u>(538,407)</u>	<u>4,075,992</u>
Fund balances-beginning	13,361,596	368,777	-	2,549,817	282,276	16,562,467
Fund balances-ending	<u>\$ 15,766,487</u>	<u>\$ 327,770</u>	<u>\$ -</u>	<u>\$ 4,800,333</u>	<u>\$ (256,131)</u>	<u>\$ 20,638,459</u>



**Camden County, North Carolina**  
**Statement of Revenues, Expenditures, and Changes in Fund Balance**  
**Governmental Funds**  
**For the Year Ended June 30, 2022**

Amounts reported for governmental activities in the statement of activities are different because:

Net changes in fund balance - total government funds		\$ 4,075,992
<p>Governmental funds report capital outlays as expenditures. However, in the Statement of Activities the cost of those assets is allocated over their estimated useful lives and reported as depreciation and amortization expense. This is the amount by which capital outlays increases exceeded the book value of capital outlay decreases in fiscal year.</p>		
Capital outlay expenditures which were capitalized	4,936,198	
Depreciation and amortization expense for governmental assets	<u>(726,659)</u>	4,209,539
Contributions and pension administration costs for OPEB are deferred outflows of resources on the Statement of Net Position		78,954
Benefit payments paid and administrative expense for the LEOSSA are not included on the Statement of Activities		20,621
Contributions to the pension plan in the current fiscal year are not included on the Statement of Activities		394,363
Revenues in the statement of activities that do not provide current financial resources are not reported as revenues in the funds:		60,466
The issuance of long-term debt provides current financial resources to governmental funds, while the repayment of the principal of long-term debt consumes the current financial resources of governmental funds. Neither transaction has any effect on net position. This amount is the net effect of these differences in the treatment of long-term debt and related items.		(4,015,196)
Some expenses reported in the Statement of Activities do not require the use of current financial resources and therefore, are not reported as expenditures in governmental funds.		
Accrued interest	(15,839)	
Compensated absences	(49,422)	
Pension expense	(378,021)	
Other postemployment benefits	<u>(34,571)</u>	(477,853)
Total changes in net position of governmental activities		<u>\$ 4,346,886</u>

The notes to the financial statements are an integral part of this statement.



**Camden County, North Carolina**  
**Statement of Revenues, Expenditures, and Changes in Fund Balances -**  
**Budget and Actual**  
**For the Year Ended June 30, 2022**

	General Fund			Variance With Final Positive (Negative)
	Original Budget	Final Budget	Actual	
<b>Revenues:</b>				
Ad valorem taxes	\$ 8,910,259	\$ 10,160,259	\$ 10,564,230	\$ 403,971
Other taxes and licenses	2,391,500	2,391,500	3,537,356	1,145,856
Unrestricted intergovernmental revenues	80,400	80,400	284,278	203,878
Restricted intergovernmental revenues	1,343,478	1,455,938	1,599,942	144,004
Permits and fees	1,498,311	1,539,306	586,436	(952,870)
Sales and services	82,100	112,274	138,662	26,388
Local contributions	-	-	-	-
Investment earnings	31,050	31,050	14,649	(16,401)
Miscellaneous	39,747	54,539	140,080	85,541
Total revenues	<u>14,376,845</u>	<u>15,825,266</u>	<u>16,865,633</u>	<u>1,040,367</u>
<b>Expenditures</b>				
<b>Current:</b>				
General government	2,765,761	2,855,935	2,344,606	511,329
Public safety	4,321,290	4,381,558	4,170,113	211,445
Economic and physical development	709,401	715,874	496,606	219,268
Environmental protection	937,033	964,022	945,043	18,979
Human Services	1,387,763	1,412,144	1,388,243	23,901
Cultural and recreational	774,841	790,020	723,833	66,187
<b>Intergovernmental:</b>				
Education	3,025,878	3,025,878	3,025,878	-
<b>Debt service:</b>				
Principal retirement	597,224	566,606	564,218	2,388
Interest	-	30,618	30,618	-
Total expenditures	<u>14,519,191</u>	<u>14,742,655</u>	<u>13,689,158</u>	<u>1,053,497</u>
Revenues over (under) expenditures	(142,346)	1,082,611	3,176,475	2,093,864
<b>Other financing sources (Uses)</b>				
Lease liabilities issued	-	-	35,839	(35,839)
Transfers from other funds	-	-	-	-
Transfers to other funds	(325,000)	(1,575,000)	(1,383,014)	191,986
Proceeds from Installment Loan	-	-	-	-
Fund Balance Appropriated	467,346	492,389	-	(492,389)
Total other financing sources and uses	<u>142,346</u>	<u>(1,082,611)</u>	<u>(1,347,175)</u>	<u>(336,242)</u>
Net change in fund balance	<u>\$ -</u>	<u>\$ -</u>	1,829,300	<u>\$ 1,757,622</u>
Fund Balances - Beginning			7,891,002	
Fund Balances - Ending			<u>\$ 9,720,302</u>	
A legally budgeted Special Capital Fund is consolidated into the General Fund for reporting purposes:				
Other taxes and licenses			\$ 1,078,334	
Investment earnings			9,436	
Proceeds			4,633,000	
Expenditures			(5,145,179)	
Fund Balance, Beginning			5,470,594	
Fund Balance, Ending (Exhibit 4)			<u>\$ 15,766,487</u>	

The notes to the financial statements are an integral part of this statement.



**Camden County, North Carolina**  
**Statement of Revenues, Expenditures, and Changes in Fund Balances -**  
**Budget and Actual**  
**For the Year Ended June 30, 2022**

	Courthouse and Shiloh FD			Variance With Final Positive (Negative)
	Original Budget	Final Budget	Actual	
<b>Revenues:</b>				
Ad valorem taxes	\$ 68,097	\$ 68,097	\$ 73,612	\$ 5,515
Other taxes and licenses	272,391	413,461	294,447	(119,014)
Unrestricted intergovernmental revenues	-	-	-	-
Restricted intergovernmental revenues	-	-	10,000	10,000
Permits and fees	9,000	9,000	9,000	-
Sales and services	-	-	-	-
Local contributions	-	-	-	-
Investment earnings	1,000	1,000	532	(468)
Miscellaneous	-	4,650	4,695	45
Total revenues	<u>350,488</u>	<u>496,208</u>	<u>392,286</u>	<u>(103,922)</u>
<b>Expenditures</b>				
<b>Current:</b>				
General government	-	-	-	-
Public safety	250,488	496,208	433,293	62,915
Economic and physical development	-	-	-	-
Environmental protection	-	-	-	-
Human Services	-	-	-	-
Cultural and recreational	-	-	-	-
<b>Intergovernmental:</b>				
Education	-	-	-	-
<b>Debt service:</b>				
Principal retirement	100,000	-	-	-
Interest	-	-	-	-
Total expenditures	<u>350,488</u>	<u>496,208</u>	<u>433,293</u>	<u>62,915</u>
Revenues over (under) expenditures	-	-	(41,007)	(41,007)
<b>Other financing sources (Uses)</b>				
Proceeds from installment purchases	-	-	-	-
Transfers from other funds	-	-	-	-
Transfers to other funds	-	-	-	-
Proceeds from Installment Loan	-	-	-	-
Fund Balance Appropriated	-	-	-	-
Total other financing sources and uses	<u>-</u>	<u>-</u>	<u>-</u>	<u>-</u>
Net change in fund balance	<u>\$ -</u>	<u>\$ -</u>	(41,007)	<u>\$ (41,007)</u>
Fund Balances - Beginning			368,777	
Fund Balances - Ending			<u>\$ 327,770</u>	





**Camden County, North Carolina**  
**Statement of Revenues, Expenditures, and Changes in Fund Balances -**  
**Budget and Actual**  
**For the Year Ended June 30, 2022**

	School Capital Fund			Variance With Final Positive (Negative)
	Original Budget	Final Budget	Actual	
Revenues:				
Ad valorem taxes	\$ -	\$ -	\$ -	\$ -
Other taxes and licenses	1,025,000	1,025,000	1,028,846	3,846
Unrestricted intergovernmental revenues	-	-	-	-
Restricted intergovernmental revenues	-	-	-	-
Permits and fees	-	-	-	-
Sales and services	-	-	-	-
Local contributions	150,000	150,000	150,000	-
Investment earnings	3,000	3,000	7,335	4,335
Miscellaneous	-	1,475,000	1,462,139	(12,861)
Total revenues	<u>1,178,000</u>	<u>2,653,000</u>	<u>2,648,320</u>	<u>(4,680)</u>
Expenditures				
Current:				
General government	-	-	-	-
Public safety	-	-	-	-
Economic and physical development	-	-	-	-
Environmental protection	-	-	-	-
Human Services	-	-	-	-
Cultural and recreational	-	-	-	-
Intergovernmental:				
Education	1,178,000	2,653,000	1,780,818	872,182
Debt service:				
Principal retirement	-	-	-	-
Interest	-	-	-	-
Total expenditures	<u>1,178,000</u>	<u>2,653,000</u>	<u>1,780,818</u>	<u>872,182</u>
Revenues over (under) expenditures	-	-	867,502	867,502
Other financing sources (Uses)				
Proceeds from installment purchases				
Transfers from other funds	-	-	-	-
Transfers to other funds	-	-	1,383,014	(1,383,014)
Fund Balance Appropriated	-	-	-	-
Total other financing sources and uses	<u>-</u>	<u>-</u>	<u>1,383,014</u>	<u>1,383,014</u>
Net change in fund balance	<u>\$ -</u>	<u>\$ -</u>	2,250,516	<u>\$ 2,250,516</u>
Fund Balances - Beginning			2,549,817	
Fund Balances - Ending			<u>\$ 4,800,333</u>	



**Camden County, North Carolina**  
**Statement of Fund Net Position**  
**Proprietary Fund**  
**June 30, 2022**

Exhibit 6

	<u>Major</u>
	<u>South Camden</u>
	<u>Water &amp; Sewer</u>
	<u>District</u>
<b>Assets</b>	
Current Assets:	
Cash and cash equivalents	\$ 3,082,968
Accounts receivable, net	153,534
Total Current Assets	3,236,502
Noncurrent assets:	
Capital assets:	
Land and non-depreciable assets	1,087,897
Other capital assets, net of depreciation	22,424,959
Capital assets (net)	23,512,856
Total noncurrent assets	23,512,856
Total Assets	26,749,358
Deferred Outflows of Resources	
Contributions to pension plan in current fiscal year	134,553
Total deferred outflows of resources	134,553
<b>Liabilities</b>	
Current Liabilities:	
Accounts payable & accrued liabilities	14,949
Current portion of long-term debt	207,517
Compensated absences	28,228
Accrued interest	17,789
Total Current Liabilities	268,483
Noncurrent liabilities:	
Compensated absences	-
Other postemployment benefits	129,677
Net pension liability	73,904
Long term obligations payable	3,242,123
Total noncurrent liabilities	3,445,704
Total Liabilities	3,714,187
Deferred Inflows of Resources	
Total deferred inflows of resources	133,524
<b>Net Position</b>	
Net investment in capital assets	20,063,216
Unrestricted	2,972,984
Total Net Position	\$ 23,036,200

The notes to the financial statements are an integral part of this statement.



**Camden County, North Carolina**  
**Statement of Revenues and Expenditures and**  
**Changes in Fund Net Position**  
**Proprietary Fund**  
**For the Year Ended June 30, 2022**

Exhibit 7

	Major South Camden Water & Sewer District
<b>Operating revenues:</b>	
Charges for Services - Water	1,588,637
Charges for Services - Sewer	164,399
Hook-up connection fees and taps	149,067
Penalties	35,730
Miscellaneous	4,873
Total Operating Revenues	1,942,706
<b>Operating expenses:</b>	
Reverse osmosis plant	516,151
Water distribution	470,603
Wastewater operations	274,178
Depreciation	655,959
Total operating expenses	1,916,891
Total Operating Income (Loss)	25,815
<b>Nonoperating Revenues(Expenses):</b>	
Interest income	5,238
Interest expense	(94,856)
Total Nonoperating Revenues (Expenses)	(89,618)
Changes in net position	(63,803)
Net position, beginning	23,100,003
Total net position, Ending	\$ 23,036,200



**Camden County, North Carolina  
Statement of Cash Flows  
Proprietary Fund  
For the Year Ended June 30, 2022**

Exhibit 8

	Major South Camden Water & Sewer District
<b>Cash Flows From Operating Activities:</b>	
Cash Received from Customers/others	\$ 1,918,734
Cash paid to suppliers for goods and services	(688,265)
Cash paid to employees for services	(619,215)
Net cash provided by (used for) operating activities	611,254
<b>Cash Flows from (use by) capital and related financing activities:</b>	
Capital contributions	(276,390)
Principal repayments on long-term debt	-
Acquisition of capital assets	5,238
Interest income	(94,856)
Interest expense	(366,008)
Net cash flows provided (used) by capital financing activities	(366,008)
Net increase (decrease) in cash and cash equivalents	245,246
Cash and cash equivalents, beginning of year	2,837,722
Cash and cash equivalents, end of year	\$ 3,082,968
<b>Reconciliation of Operating Income (Loss) to Net Cash Provided (Used) by Operating Activities:</b>	
Operating Income (Loss)	\$ 25,815
Adjustments to reconcile operating income to net cash provided (used) by operating activities:	
Depreciation expense	655,959
Changes in Assets and Liabilities:	
(Increase) decrease in accounts receivable	(23,972)
Increase (decrease) in accounts payable and accrued liabilities	(25,445)
Increase (decrease) in net pension liability	(103,838)
Increase (decrease) in accrued interest	194
Increase (decrease) in OPEB liability	1,731
(Increase) decrease in deferred outflows of resources for pensions	(21,528)
Increase (decrease) in deferred inflows of resources for pensions	106,790
Increase (decrease) in accrued vacation pay	(4,452)
Net cash provided (used) by operating activities	\$ 611,254





CAMDEN COUNTY, NORTH CAROLINA  
NOTES TO THE FINANCIAL STATEMENTS  
For the Year Ended June 30, 2022

I. Summary of Significant Accounting Policies

The accounting policies of Camden County and its component units conform to generally accepted accounting principles as applicable to governments. The following is a summary of the more significant accounting policies:

A. Reporting Entity

The County, which is governed by a five-member board of commissioners, is one of the 100 counties established in North Carolina under North Carolina General Statute 153A-10. As required by generally accepted accounting principles, these financial statements present the County and its component units, legally separate entities for which the County is financially accountable. South Camden Water and Sewer District (*the District*) exists to provide and maintain a water system for the County residents within the District. The District is reported as an enterprise fund in the County's financial statements. The Camden County ABC Board (*the Board*) and Camden County TDA, which has a June 30 year-end, are presented as if they are separate proprietary funds of the County (discrete presentation). The blended presentation methods presents component units as a department or unit of the County, and offers no separate presentation as with the discrete method.

Component Unit	Reporting Method	Criteria for Inclusion	Separate Financial Statement
South Camden Water and Sewer District	Blended	Under State law [NCGS 162A-89], the County's board of commissioners also serve as the governing board for the District	None issued.
Camden County TDA	Discrete	The members of the TDA Board's governing board are appointed by the County.	Camden County Finance P.O. Box 190 Camden, NC 27921
Camden County ABC Board	Discrete	The members of the ABC Board's governing board are appointed by the County. The ABC Board is required by State statute to distribute its surpluses to the General Fund of the County	Camden County ABC Board P.O. Box 22 Camden, NC 27921

B. Basis of Presentation -- Basis of Accounting

**Basis of Presentation, Measurement Focus - Basis of Accounting**

*Government-wide Statements:* The statement of net position and the statement of activities display information about the primary government (the County) and its component units. These statements include the financial activities of the overall government, except for fiduciary activities. Eliminations have been made to minimize the double counting of internal activities. These statements distinguish between the *governmental* and *business-type activities* of the County. Governmental activities generally are financed through taxes, intergovernmental revenues, and other non-exchange transactions. Business-type activities are financed in whole or in part by fees charged to external parties.

The statement of activities presents a comparison between direct expenses and program revenues for the different business-type activities of the County and for each function of the County's governmental activities. Direct expenses are those that are specifically associated with a program or function and, therefore, are clearly identifiable to a particular function. Indirect expense allocations that have been made in the funds have been reversed for the statement of activities. Program revenues include (a) fees and charges paid by the recipients of goods or services offered by the programs and (b) grants and contributions that are restricted to meeting the operational or capital requirements of a particular program. Revenues that are not classified as program revenues, including all taxes, are presented as general revenues.

*Fund Financial Statements:* The fund financial statements provide information about the County's funds, including its fiduciary funds and blended component units. Separate statements for each fund category - *governmental*, *proprietary*, and *fiduciary* - are presented. The emphasis of fund financial statements is on major governmental and enterprise funds, each displayed in a separate column. All remaining governmental and enterprise funds are aggregated and reported as nonmajor funds.

Proprietary fund operating revenues, such as charges for services, result from exchange transactions associated with the principal activity of the fund. Exchange transactions are those in which each party receives and gives up essentially equal values. Nonoperating revenues, such as subsidies, result from non-exchange transactions. Other non-operating items such as investment earnings are ancillary activities.

The County reports the following major governmental funds:

*General Fund* - This is the County's primary operating fund. It accounts for all financial resources of the general government, except those required to be accounted for in another fund. The Special Capital Fund is a legally budgeted fund under North Carolina General Statutes; however, for statement presentation in accordance with GASB Statement No. 54 it is consolidated in the General Fund.

*American Rescue Plan Fund* - This fund accounts for the transactions related to the American Rescue Plan Funds.

*School Capital Fund* - This fund is used to account for the resource of the school projects.

*Courthouse and Shiloh FD* - This fund is used to account for the fire needs.

The County reports the following major enterprise fund:



## NOTES TO THE FINANCIAL STATEMENTS



*South Camden Water and Sewer District Fund:* This fund is used to account for the operations of the water and sewer district within the County.

The County reports the following fund types:

*Custodial Funds:* Custodial funds are used to report fiduciary activities that are not required to be reported in pension (and other employee benefit) trust funds, investment trust funds, or private-purpose trust funds. Custodial funds are used to account for assets the County holds on behalf of others that meet certain criteria.

*Non-major Funds:* The County's non-major governmental funds are the Automation Enhancement and Preservation Fund, the Watershed Fund, the Dismal Swamp Visitor Center Fund, the South Mills VFD Fund, the Joyce Creek Drainage Fund, the Community Park Trust Fund, the Eco Dev Fund, the School Fund, the Revaluation Fund, Cares Act 19 Fund, Representative Payee Fund, Opioid Settlement Fund, Ferbee Fund, the Scattered Housing Grant Fund, and Boat Ramp Grant. These funds are used to report specific special revenues and capital projects.

### C. Measurement Focus, Basis of Accounting

In accordance with North Carolina General Statutes, all funds of the County are maintained during the year on the modified accrual basis of accounting.

*Government-wide, Proprietary, and Fiduciary Fund Financial Statements* – The government-wide, proprietary, and fiduciary fund financial statements are reported using the economic resources measurement focus, except for agency funds which have no measurement focus. The government-wide, proprietary fund, and fiduciary fund financial statements are reported using the accrual basis of accounting. Revenues are recorded when earned and expenses are recorded at the time liabilities are incurred, regardless of when the related cash flows take place. Non-exchange transactions, in which the County gives (or receives) value without directly receiving (or giving) equal value in exchange, include property taxes, grants, entitlements, and donations. On an accrual basis, revenue from property taxes is recognized in the fiscal year for which the taxes are levied. Revenue from grants, entitlements, and donations is recognized in the fiscal year in which all eligibility requirements have been satisfied.

Amounts reported as program revenues include (1) charges to customers or applicants for goods, services, or privileges provided, (2) operating grants and contributions, and (3) capital grants and contributions, including special assessments. Internally dedicated resources are reported as general revenues rather than as program revenues. Likewise, general revenues include all taxes.

Proprietary funds distinguish operating revenues and expenses from nonoperating items. Operating revenues and expenses generally result from providing services and producing and delivering goods in connection with a proprietary fund's principal ongoing operations. The principal operating revenues of the County enterprise funds are charges to customers for sales and services. The County also recognizes as operating revenue the portion of tap fees intended to recover the cost of connecting new customers to the water and sewer system. Operating expenses for enterprise funds include the cost of sales and services, administrative expenses, and depreciation on capital assets. All revenues and expenses not meeting this definition are reported as nonoperating revenues and expenses.

*Governmental Fund Financial Statements* – Governmental funds are reported using the current financial resources measurement focus and the modified accrual basis of accounting. Under this method, revenues are recognized when measurable and available.

Expenditures are recorded when the related fund liability is incurred, except for principal and interest on general long-term debt, claims and judgments, and compensated absences, which are recognized as expenditures to the extent they have matured. General capital asset acquisitions are reported as expenditures in governmental funds. Proceeds of general long-term debt and acquisitions under capital leases are reported as other financing sources.

The County considers all revenues available if they are collected within 90 days after year-end, except for property taxes. Ad valorem property taxes are not accrued as a revenue because the amount is not susceptible to accrual. At June 30, taxes receivable for property other than motor vehicles are materially past due and are not considered to be an available resource to finance the operations of the current year. As of September 1, 2013, State law altered the procedures for the assessment and collection of property taxes on registered motor vehicles in North Carolina. Effective with this change in the law, the State of North Carolina is responsible for billing and collecting the property taxes on registered motor vehicles on behalf of all municipalities and special tax districts. Property taxes are due when vehicles are registered. The billed taxes are applicable to the fiscal year in which they are received. Uncollected taxes that were billed in periods prior to September 1, 2013 and for limited registration plates are shown as a receivable in these financial statements and are offset by deferred inflows of resources.

Sales taxes and certain intergovernmental revenues, such as the beer and wine tax, collected and held by the State at year-end on behalf of the County, are recognized as revenue. Intergovernmental revenues and sales and services are not susceptible to accrual because generally they are not measurable until received in cash. All taxes, including those dedicated for specific purposes are reported as general revenues rather than program revenues. Expenditure-driven grants are recognized as revenue when the qualifying expenditures have been incurred and all other grant requirements have been satisfied.

Under the terms of grant agreements, the County funds certain programs by a combination of specific cost-reimbursement grants, categorical block grants, and general revenues. Thus when program expenses are incurred, there are both restricted and unrestricted net position available to finance the program. It is the County's policy to first apply cost-reimbursement grant resources to such programs, followed by categorical block grants, and then by general revenues.



**D. Budgetary Data**

The County's budgets are adopted as required by the North Carolina General Statutes. An annual budget is adopted for the General Fund, Fire Districts, and Special Capital Fund, and the Enterprise Funds. All annual appropriations lapse at the fiscal year-end. Project ordinances are adopted for Capital Projects Fund, Opioid Settlement Fund, and the Enterprise Capital Projects Funds, which are consolidated with the enterprise operating fund for reporting purposes. All budgets are prepared using the modified accrual basis of accounting. Expenditures may not legally exceed appropriations at the functional level for all annually budgeted funds and at the project level for multi-year funds. Amendments are required for revisions that alter total expenditures of any fund or that change functional appropriations by more than \$5,000. The governing board must approve all amendments. During the year, several material amendments to the original budget were necessary. The budget ordinance must be adopted by July 1 of the fiscal year or the governing board must adopt an interim budget that covers that time until the annual ordinance can be adopted.

**E. Assets, Liabilities, Deferred Outflow/Inflows of Resources and Fund Equity**

**1. Deposits and Investments**

All deposits of the County, Camden County Tourism Development Authority, and Camden County ABC Board are made in board-designated official depositories and are secured as required by G.S. 159-31. The County, the TDA, and the ABC Board may designate, as an official depository, any bank or savings association whose principal office is located in North Carolina. Also, the County, the TDA, and the ABC Board may establish time deposit accounts such as NOW and SuperNOW accounts, money market accounts, and certificates of deposit.

State Law [G.S. 159-30(c)] authorizes the County, Camden County TDA, and the ABC Board to invest in obligations of the United States or obligations fully guaranteed both as to principal and interest by the United States; obligations of the State of North Carolina; bonds and notes of any North Carolina local government or public authority; obligations of certain non-guaranteed federal agencies; certain high quality issues of commercial paper and bankers' acceptances; and the North Carolina Capital Management Trust (NCCMT).

The majority of the County, Camden County TDA, and the ABC Board's investments are carried at fair value. Non-participating interest earning investment contracts are accounted for at cost.

The North Carolina Capital Management Trust (NCCMT), which consists of two SEC-registered funds, is authorized by G.S. 159-30(c)(8). One of these funds, the Government Portfolio is a 2a7 fund which invests in treasuries and government agencies and is rated AAAm by S&P and AAmf by Moody Investor Services. The Government Portfolio is reported at fair value.

**2. Cash and Cash Equivalents**

The County and the TDA pool moneys from several funds to facilitate disbursement and investment and to maximize investment income. Therefore, all cash and investments are essentially demand deposits and are considered cash and cash equivalents. The ABC Board considers demand deposits and investments purchased with an original maturity of 90 days or less, which are not limited as to use, to be cash and cash equivalents.

**3. Restricted Assets**

Money in the School Capital Projects Fund is classified as restricted assets because its use is restricted per North Carolina General Statute 159-18 through 22.

School Capital Projects Fund Monies	\$ 4,800,333
Unspent ARP Funds	1,057,050
Settlement Funds	18,071
Unspent Boat Ramp Grant Funds	<u>100,124</u>
Total	<u>\$ 5,975,578</u>





4. Ad Valorem Taxes Receivable

In accordance with State law [G.S. 105-347 and G.S. 159-13(a)], the County levies ad valorem taxes on property other than motor vehicles on July 1, the beginning of the fiscal year. The taxes are due on September 1 (lien date); however, penalties and interest do not accrue until the following January 6. These taxes are based on the assessed values as of January 1, 2021. As allowed by State law, the County has established a schedule of discounts that apply to taxes, which are paid prior to the due date. In the County's General Fund, ad valorem tax revenues are reported net of such discounts.

5. Allowance for Doubtful Accounts

All receivables that historically experience uncollectible accounts are shown net of an allowance for doubtful accounts. This amount is estimated by analyzing the percentage of receivables that were written off in prior years.

6. Inventories and Prepaid Items

The inventories of the ABC Board are valued at cost (first-in, first-out), which approximates market. The inventory of the ABC Board consists of materials and supplies held for consumption or resale. The cost of the inventory carried by the ABC Board is recorded as an expense as it is consumed or sold.

Certain payments to vendors reflect costs applicable to future accounting periods and are recorded as prepaid items in both government-wide and fund financial statements.

7. Capital Assets

Purchased or constructed capital assets are reported at cost or estimated historical cost. Donated capital assets are recorded at their estimated fair value at the date of donation. Minimum capitalization cost is \$3,000 for all capital assets. Donated capital assets received prior to July 1, 2015 are recorded at their estimated fair value at the date of donation. Donated capital assets received after July 1, 2015 are recorded at acquisition value. All other purchased or constructed capital assets are reported at cost or estimated historical cost. The costs of normal maintenance and repairs that do not add to the value of the asset or materially extend assets' lives are not capitalized.

The County holds title to certain Camden County Board of Education properties that have not been included in the County's capital assets. The properties have been deeded to the County to permit installment purchase financing of acquisition and construction costs and to permit the County to receive refunds of sales tax paid for construction costs. Agreements between the County and the Board of Education give the Board of Education full use of the facilities, full responsibility for maintenance of the facilities, and provide that the County will convey title to the property back to the Board of Education, once all restrictions of the financing agreements and all sales tax reimbursement requirements have been met. The properties are reflected as capital assets in the financial statements of the Camden County Board of Education.

Capital assets of the County are depreciated on a straight-line basis over the following estimated useful lives:

<u>Asset Class</u>	<u>Years</u>
Buildings	30
Improvements	25
Plant and Distribution	40
Furniture and equipment	10
Vehicles	5-10
Computer equipment	10

Capital assets of the ABC Board are depreciated over their useful lives on a straight-line basis as follows:

<u>Asset Class</u>	<u>Years</u>
Buildings	25
Furniture & Equipment	5-10

8. Deferred outflows/inflows of resources

In addition to assets, the statement of financial position will sometimes report a separate section for deferred outflow of resources. This separate financial statement element, *Deferred Outflows of Resources*, represents a consumption of net position that applies to a future period and so will not be recognized as an expense or expenditure until then. The County has one item that meets this criterion: contributions made to the OPEB or pension plans in the current fiscal year.

In addition to liabilities, the statement of financial position can also report a separate section for deferred inflows of resources. This separate financial statement element, *Deferred Inflows of Resources*, represents an acquisition of net position that applies to a future period and so will not be recognized as revenue until then. The County has three items that meet the criterion for this category: prepaid taxes, taxes receivable, and other OPEB or pension plan deferrals.

9. Long-term Obligations

In the government-wide financial statements and in the proprietary fund types in the fund financial statements, long-term debt and other long-term obligations are reported as liabilities in the applicable governmental activities, business-type activities, or proprietary fund type statement of net position.

In the fund financial statements for governmental fund types, the face amount of debt issued is reported as an other financing source.



10. Compensated Absences

The vacation policies of the County, and the ABC Board, generally provides for the accumulation of up to 240 hours earned vacation leave with such leave being fully vested when earned. For the County's government-wide and proprietary funds, and the ABC Board, an expense and a liability for compensated absences and the salary-related payments are recorded as leave as earned. The TDA has no employees.

The sick leave policies of the County and the ABC Board provide for an unlimited accumulation of earned sick leave. Sick leave does not vest, but any unused sick leave accumulated at the time of retirement may be used in the determination of length of service for retirement benefit purposes. Since none of the entities have any obligation for the accumulated sick leave until it is taken, no accrual for sick leave has been made by the County or its component unit.

11. Net Position/Fund Balances

Net Position

Net position in government-wide and proprietary fund financial statements are classified as net investment in capital assets; restricted; and unrestricted. Restricted net position represent constraints on resources that are either a) externally imposed by creditors, grantors, contributors, or laws or regulations of other governments or b) imposed by law through state statute.

Fund Balances

In the governmental fund financial statements, fund balance is composed of five classifications designed to disclose the hierarchy of constraints placed on how fund balance can be spent.

The governmental fund types classify fund balances as follows:

**Nonspendable Fund Balance** - This classification includes amounts that cannot be spent because they are either (a) not in spendable form or (b) legally or contractually required to be maintained intact.

**Restricted Fund Balance** - This classification includes amounts that are restricted to specific purposes externally imposed by creditors or imposed by law.

**Restricted for Stabilization by State statute** - North Carolina G.S. 159-8 prohibits units of government from budgeting or spending a portion of their fund balance. This is one of several statutes enacted by the North Carolina State Legislature in the 1930's that were designed to improve and maintain the fiscal health of local government units. Restricted by State statute (RSS), is calculated at the end of each fiscal year for all annually budgeted funds. The calculation in G.S. 159-8(a) provides a formula for determining what portion of fund balance is available for appropriation. The amount of fund balance not available for appropriation is what is known as "restricted by State statute". *Appropriated fund balance in any fund shall not exceed the sum of cash and investments minus the sum of liabilities, encumbrances, and deferred revenues arising from cash receipts, as those figures stand at the close of the fiscal year next preceding the budget.* Per GASB guidance, RSS is considered a resource upon which a restriction is "imposed by law through constitutional provisions or enabling legislation." RSS is reduced by inventories and prepaids as they are classified as nonspendable. Outstanding Encumbrances are included within RSS. RSS is included as a component of Restricted Net Position and Restricted Fund Balance on the face of the balance sheet.

**Restricted for Register of Deeds** - portion of fund balance that is restricted by revenue source to pay for the computer equipment and imaging technology for the Register of Deeds' office.

**Restricted for Fire Protection** - portion of fund balance that is restricted by revenue source for fire protection expenditures.

**Restricted for School Capital** - portion of fund balance that can only be used for School Capital per G.S. [159-18-22].

**Restricted for Health Services** - portion of fund balance that can only be used to benefit beneficiaries under the Social Security's Representative Payee Program.

**Committed Fund Balance** - portion of fund balance that can only be used for specific purposes imposed by majority vote by quorum of Camden County's governing body (highest level of decision-making authority). The governing body can, by adoption of an ordinance prior to the end of the fiscal year, commit fund balance. Once adopted, the limitation imposed by the ordinance remains in place until a similar action is taken (the adoption of another ordinance) to remove or revise the limitation.

**Capital Reserve** - This fund is used to account for the land, building, and infrastructure acquisitions.  
**Committed for Tax Revaluation** - portion of fund balance that can only be used for Tax Revaluation.



Assigned Fund Balance – portion of fund balance that the County intends to use for specific purposes.

Subsequent year's expenditure - portion of fund balance that is appropriated in the next year's budget that is not already classified in restricted or committed. The governing body approves the appropriation; however, the budget ordinance authorizes the manager to modify the appropriations by resource or appropriation within funds up to \$100,000.

Unassigned Fund Balance – the portion of fund balance that has not been restricted, committed, or assigned to specific purposes or other funds.

Camden County has also adopted a minimum fund balance policy for the general fund which instructs management to conduct the business of the County in such a manner that available fund balance is at least equal to or greater than 20% of budgeted expenditures. Any portion of the general fund balance in excess of 25% of budgeted expenditures may be appropriated for one-time expenditures and may not be used for any purpose that would obligate the County in a future budget.

The County of Camden has a revenue spending policy that provides guidance for programs with multiple revenue sources. The Finance Officer will use resources in the following hierarchy: bond proceeds, federal funds, State funds, local non-county funds, county funds. For purposes of fund balance classification expenditures are to be spent from restricted fund balance first, followed in-order by committed fund balance, assigned fund balance and lastly unassigned fund balance. The Finance Officer has the authority to deviate from this policy if it is in the best interest of the County.

## 12. Defined Benefit Pension and OPEB Plans

The County participates in three cost-sharing, multiple-employer, defined benefit pension plans that are administered by the State; the Local Governmental Employees' Retirement System (LERS) and the Register of Deeds' Supplemental Pension Fund (RODSPF), and the Law Enforcement Officers' Special Separation Allowance (LEOSSA) (collectively, the "state-administered defined benefit pension plans"). For purposes of measuring the net pension asset or liability, deferred outflows of resources and deferred inflows of resources related to pensions, and pension expense, information about the fiduciary net positions of the state-administered defined benefit pension plans and additions to/deductions from the state-administered defined benefit pension plans' fiduciary net positions have been determined on the same basis as they are reported by the state-administered defined benefit pension plans. For this purpose, plan member contributions are recognized in the period in which the contributions are due. The County's employer contributions are recognized when due and the County has a legal requirement to provide the contributions. Benefits and refunds are recognized when due and payable in accordance with the terms of the state-administered defined benefit pension plans. Investments are reported at fair value.

## 13. Opioid Settlement Funds

In April 2022, drug manufacturer Johnson & Johnson, and three drug distributors, McKesson, AmerisourceBergen, and Cardinal Health, finalized a \$26 billion-dollar nationwide settlement related to multiple opioid lawsuits. These funds will be disbursed to each participating state over an 18-year period according to an allocation agreement reached with all participating states. The majority of these funds are intended for opioid abatement and the distribution of the funds will be front loaded.

North Carolina's Memorandum of Agreement (MOA) between the state and local governments for the settlement funds allocates the funds as follows:

- 15% directly to the State ("State Abatement Fund")
- 80% to abatement funds established by Local Governments ("Local Abatement Funds")
- 5% to a County Incentive Fund.

The County received \$18,071 as part of this settlement in Fiscal Year 2022. Per the terms of the MOA, the County created a special revenue fund, the Opioid Settlement Fund, to account for these funds. All funds are to be used for opioid abatement and remediation activities. Funds are restricted until expended. No funds have been expended as of June 30th, 2022. The MOA offered the County two options of expending the funds. The County opted for Option A, which allows the County to fund one or more high-impact strategies from a list of evidence-based strategies to combat the opioid epidemic.



**14. Reimbursements for Pandemic-related Expenditures**

In FY 2020/21, the American Rescue Plan Act (ARPA) established the Coronavirus State and Local Fiscal Recovery Funds to support urgent COVID-19 response efforts and replace lost revenue for the eligible state, local, territorial, and tribal governments. The County was allocated \$1,057,050 of fiscal recovery funds. The County plans on using the funds for revenue replacement in Fiscal Year 2023. Revenue replacement funds will be transferred to the appropriate funds once the intended use of the funds is determined.

**15. Right to use assets**

The County has recorded right to use lease assets as a result of implementing GASB 87. The right to use assets are initially measured at an amount equal to the initial measurement of the related lease liability plus any lease payments made prior to the lease term, less lease incentives, and plus ancillary charges necessary to place the lease into service.

**Reconciliation of Government-wide & Fund Financial Statements**

**1. Explanation of certain differences between the governmental fund balance sheet and the government-wide statement of net position**

The governmental fund balance sheet includes a reconciliation between fund balance-total governmental funds and net position-governmental activities as reported in the government-wide statement of net position. The net adjustment of \$2,989,213 consists of the following elements as follows:

Description	Amount
Capital assets used in governmental activities are not financial resources and therefore not reported in the funds (total capital assets on government-wide statement in governmental activities column)	\$ 28,970,821
Less accumulated depreciation	<u>(10,425,074)</u>
Net capital assets	18,545,747
Right to use assets used in governmental activities are not financial resources and therefore are not reported in the funds.	22,807
Net pension asset.	23,221
Benefit payments and pension administration costs for LEOSSA.	20,621
Contributions to the pension plan in the current fiscal year are deferred outflows of resources on the Statement of Net Position.	1,420,328
Deferred inflows of resources reported in the fund statements but not the government-wide	251,076
Accrued interest receivable less the amount claimed as unearned revenue in the government-wide statements as these funds are unavailable in the fund statements	3,598
OPEB and pension related deferrals.	(1,242,818)
Liabilities that, because they are not due and payable in the current period, do not require current resources to pay and are therefore not recorded in the fund statements:	
Long-term debts, including bonds and notes payable	(13,190,137)
Accrued interest payable	(95,297)
Net pension liability - LGERS	(642,295)
Net pension liability - LEOSSA	(665,136)
OPEB payable	(1,167,099)
Compensated absences	(295,403)
Total adjustment	<u>\$ 2,989,213</u>





**2. Explanation of certain differences between the governmental fund statement of revenues, expenditures, and changes in fund balance and the government-wide statement of activities.**

The governmental fund statement of revenues, expenditures, and changes in fund balances includes a reconciliation between net changes in fund balances-total governmental funds and changes in net assets of governmental activities as reported in the government-wide statement of activities. There are several elements of that total adjustment of \$270,894 as follows:

<u>Description</u>	<u>Amount</u>
Capital outlay expenditures recorded in the fund statements but capitalized as assets in the Statement of Activities	\$ 4,936,198
Depreciation expense, the allocation of those assets over their useful lives, that is recorded on the Statement of Activities but not in the fund statements	(726,659)
Principal payments on debt owed are recorded as a use of funds on the fund statements but again affect only the statement of net position in the government-wide statements	653,643
Lease liability proceeds are current financial resources for the governmental funds	(35,839)
New long-term debt issued	(4,633,000)
Contributions to the OPEB and pension plan in the current fiscal year are not included on the Statement of Activities	473,317
Benefit payments and administration costs for LEOSSA	20,621
Revenues in the statement of activities that do not provide current financial resources are not reported as revenues in fund statements	
Increase/Decrease in deferred inflows of resources- taxes receivable- at year end	60,466
Expenses reported in the Statement of Activities that do not require the use of current resources to pay are not recorded as expenditures in the fund statements. This includes accrued interest payable, compensated absences, pension expense and OPEB.	<u>(477,853)</u>
Total adjustment	<u>\$ 270,894</u>

II. Stewardship, Compliance, and Accountability

A. Significant Violations of Finance-Related Legal and Contractual Provisions

Noncompliance with North Carolina General Statutes

None.

B. Deficit Fund Balance or Net Position of Individual Funds

The Economic Development Fund, Community Park Trust Fund, and the Scattered Housing Grant Fund had deficit fund balances at June 30, 2022 related to grant timing issues.

C. Excess of Expenditures over Appropriations

None.

III. Detail Notes on All Funds

A. Assets

1. Deposits

All of the County's, TDA's, and the ABC Board's deposits are either insured or collateralized by using one of two methods. Under the Dedicated Method, all deposits exceeding the federal depository insurance coverage level are collateralized with securities held by the County's, TDA's, or the ABC Board's agents in these units' names. Under the Pooling Method, which is a collateral pool, all uninsured deposits are collateralized with securities held by the State Treasurer's agent in the name of the State Treasurer. Since the State Treasurer is acting in a fiduciary capacity for the County, TDA, and the ABC Board, these deposits are considered to be held by their agent in the entities' name. The amount of the pledged collateral is based on an approved averaging method for non-interest bearing deposits and the actual current balance for interest-bearing deposits. Depositories using the Pooling Method report to the State Treasurer the adequacy of their pooled collateral covering uninsured deposits. The State Treasurer does not confirm this information with the County or the ABC Board, or with the escrow agent. Because of the inability to measure the exact amount of collateral pledged for the County, TDA, or the ABC Board under the Pooling Method, the potential exists for the under collateralization, and this risk may increase in periods of high cash flows. However, the State Treasurer of North Carolina enforces strict standards of financial stability for each depository that collateralizes public deposits under the Pooling Method.



The State Treasurer enforces standards of minimum capitalization for all pooling method financial institutions. The County relies on the State Treasurer to monitor those financial institutions. The County analyzes the financial soundness of any other financial institution used by the County. The County complies with the provisions of G.S. 159-31 when designating official depositories and verifying that deposits are properly secured. The TDA and ABC Board have no formal policy regarding custodial credit risk for deposits.

At June 30, 2022, the County's deposits had a carrying amount of \$3,809,191 and a bank balance of \$4,329,763. Of the bank balance, \$680,132 was covered by federal depository insurance, the remainder was covered by the pooling method.

At June 30, 2022, Camden County had \$625 of cash on hand.

At June 30, 2022, the carrying amount of deposits for Camden County ABC Board was \$441,929. All of these amounts were covered by federal depository insurance.

At June 30, 2022, the carrying amount of deposits for Camden County TDA was \$95,708. All of these amounts were covered by federal depository insurance.

**2. Investments**

As of June 30, 2022, the County's investments consisted of \$20,991,030 in the North Carolina Capital Management Trust's Government Portfolio which carried a credit rating of AAAM by Standard and Poor's. The County has no formal policy on credit risk. The ABC Board held no investments at June 30, 2022.

**3. Property Tax - Use-Value Assessment on Certain Lands**

In accordance with the general statutes, agriculture, horticulture, and forestland may be taxed by the County at the present-use value as opposed to market value. When the property loses its eligibility for use-value taxation, the property tax is recomputed at market value for the current year and the two preceding fiscal years, along with the accrued interest from the original due date. This tax is immediately due and payable. The following are property taxes that could become due if present-use value eligibility is lost. These amounts have not been recorded in the financial statements.

Year Levied	Tax	Interest	Total
2020	1,146,612	264,656	\$ 1,411,268
2021	1,158,328	165,653	1,323,981
2022	1,138,337	-	1,138,337
Total	\$ 3,443,277	\$ 430,309	\$ 3,873,587

**4. Receivables**

Receivables at the government-wide level at June 30, 2022 were as follows:

	Accounts	Taxes & Related Accrued Interest	Due From Other Governments	Total
<b>Governmental Activities:</b>				
General	\$ -	\$ 375,043	\$ 236,677	\$ 611,720
Other Governmental	-	3,631	35,165	38,796
Total Receivables	-	378,674	-	378,674
Allowance for Doubtful	-	(124,000)	-	(124,000)
Total Governmental Activities	\$ -	\$ 254,674	\$ 271,842	\$ 526,516
<b>Business-Type Activities:</b>				
Water/Sewer receivables	\$ 198,105	\$ -	\$ -	\$ 198,105
Allowance for Doubtful Accounts	(44,571)	-	-	(44,571)
Total Business-Type Activities	\$ 153,534	\$ -	\$ -	\$ 153,534



5. Capital Assets

Primary Government

Capital asset activity for the year ended June 30, 2022 was as follows:

	Beginning Balances July 1, 2021	Increases	Decreases	Ending Balances June 30, 2022
<b>Governmental Activities:</b>				
<b>Capital assets not being depreciated:</b>				
Land	\$ 5,126,521	\$ -	\$ -	\$ 5,126,521
Construction in Progress	890,355	4,685,111	-	5,575,466
<b>Total capital assets not being depreciated</b>	<b>6,016,876</b>	<b>4,685,111</b>	<b>-</b>	<b>10,701,987</b>
<b>Capital assets being depreciated:</b>				
Buildings	6,146,923	-	-	6,146,923
Other improvements	5,211,519	83,698	-	5,295,217
Equipment	2,155,124	-	-	2,155,124
Vehicles and motor equipment	4,575,331	131,550	(35,311)	4,671,570
<b>Total capital assets being depreciated</b>	<b>18,088,897</b>	<b>215,248</b>	<b>(35,311)</b>	<b>18,268,834</b>
<b>Less accumulated depreciation for:</b>				
Buildings	3,224,972	202,942	-	3,427,914
Other improvements	2,042,369	158,919	-	2,201,288
Equipment	1,459,718	67,731	-	1,527,449
Vehicles and motor equipment	3,019,699	284,035	(35,311)	3,268,423
<b>Total accumulated depreciation</b>	<b>9,746,758</b>	<b>\$ 713,627</b>	<b>\$ (35,311)</b>	<b>10,425,074</b>
<b>Total capital assets being depreciated, net</b>	<b>8,342,139</b>			<b>7,843,760</b>
<b>Governmental activity capital assets, net</b>	<b>\$ 14,359,015</b>			<b>\$ 18,545,747</b>

Depreciation expense was charged to functions/programs of the primary government as follows:

General government	\$ 120,457
Public Safety	372,491
Environmental Protection	41,381
Economic and Physical Development	6,280
Human Services	116,803
Cultural and Recreational	56,215
<b>Total Depreciation Expense</b>	<b>\$ 713,627</b>

	Beginning Balances July 1, 2021	Increases	Decreases	Ending Balances June 30, 2022
<b>Business-type Activities</b>				
<b>Water &amp; Sewer District</b>				
<b>Capital assets not being depreciated:</b>				
Land	\$ 1,050,394	\$ -	\$ -	\$ 1,050,394
Construction in progress	37,503	-	-	37,503
<b>Total capital assets not being depreciated</b>	<b>1,087,897</b>	<b>-</b>	<b>-</b>	<b>1,087,897</b>
<b>Capital assets being depreciated:</b>				
Plant and distribution systems	30,715,857	-	-	30,715,857
Furniture and equipment	149,443	-	-	149,443
Vehicles and motor equipment	651,045	-	-	651,045
<b>Total capital assets being depreciated</b>	<b>31,516,345</b>	<b>-</b>	<b>-</b>	<b>31,516,345</b>
<b>Less accumulated depreciation for:</b>				
Plant and distribution systems	8,213,893	635,181	-	8,849,074
Furniture and equipment	78,733	6,540	-	85,273
Vehicles and motor equipment	142,801	14,238	-	157,039
<b>Total accumulated depreciation</b>	<b>8,435,427</b>	<b>\$ 655,959</b>	<b>\$ -</b>	<b>9,091,386</b>
<b>Total capital assets being depreciated, net</b>	<b>23,080,918</b>			<b>22,424,959</b>
<b>Total Water and Sewer Fund District, Net</b>	<b>\$ 24,168,815</b>			<b>\$ 23,512,856</b>



**Discretely presented component unit**

ABC Board:

Land	\$ 25,405
Buildings	86,735
Equipment	13,746
Capital assets, net of depreciation	<u>\$ 125,886</u>

**6. Right to Use Leased Assets**

The County has recorded three right to use leased assets. The assets are right to use assets for leased printers and leased voting machines. The related leases are discussed in the Leases subsection of the Long-term obligations section of this note. The right to use lease assets are amortized on a straight-line basis over the terms of the related leases.

Right to use asset activity for the Primary Government for the year ended June 30, 2022, was as follows:

	Beginning Balance	Increases	Decreases	Ending Balance
Right to use assets				
Leased equipment	\$ -	\$ 35,839	\$ -	\$ 35,839
Total right to use assets	-	35,839	-	35,839
Less accumulated amortization:				
Leased equipment				
Total accumulated amortization	-	13,032	-	13,032
Right to use assets, net	\$ -	\$ 22,807	\$ -	\$ 22,807

**B. Liabilities**

**1. Payables**

Payables at the government-wide level at June 30, 2022, were as follows:

	Vendors	Accrued Interest	Total
Governmental Activities	\$ 181,053	\$ 95,297	\$ 276,350
Business-type Activities	\$ 14,949	\$ 17,789	\$ 32,738

**2. Pension Plan and Other Post Employment Obligations**

**a. Local Governmental Employees' Retirement System**

*Plan Description.* Camden County and the ABC Board are participating employers in the statewide Local Governmental Employees' Retirement System (LGERS), a cost-sharing multiple-employer defined benefit pension plan administered by the State of North Carolina. LGERS membership is comprised of general employees and local law enforcement officers (LEOs) of participating local governmental entities. Article 3 of G.S. Chapter 12B assigns the authority to establish and amend benefit provisions to the North Carolina General Assembly. Management of the plan is vested in the LGERS Board of Trustees, which consists of 13 members – nine appointed by the Governor, one appointed by the state Senate, one appointed by the state House of Representatives, and the State Treasurer and State Superintendent, who serve as ex-officio members. The Local Governmental Employees' Retirement System is included in the Annual Comprehensive Financial Report for the State of North Carolina. The State's Annual Comprehensive Financial Report includes financial statements and required supplementary information for LGERS. That report may be obtained by writing to the Office of the State Controller, 1410 Mail Service Center, Raleigh, North Carolina 27699-1410, by calling (919) 981-5454, or at [www.osc.nc.gov](http://www.osc.nc.gov).

*Benefits Provided.* LGERS provides retirement and survivor benefits. Retirement benefits are determined as 1.85% of the member's average final compensation times the member's years of creditable service. A member's average final compensation is calculated as the average of a member's four highest consecutive years of compensation. Plan members are eligible to retire with full retirement benefits at age 65 with five years of creditable service, at age 60 with 25 years of creditable service, or at any age with 30 years of creditable service. Plan members are eligible to retire with partial retirement benefits at age 50 with 20 years of creditable service or at age 60 with five years of creditable service (age 55 for firefighters). Survivor benefits are available to eligible beneficiaries of members who die while in active service or within 180 days of their last day of service and who have either completed 20 years of creditable service regardless of age (15 years of creditable service for firefighters and rescue squad members who are killed in the line of duty) or have completed five years of service and have reached age 60. Eligible beneficiaries may elect to receive a monthly Survivor's Alternate Benefit for life or a return of the member's contributions. The plan does not provide for automatic postretirement benefit increases. Increases are contingent upon actuarial gains of the plan.

LGERS plan members who are LEOs are eligible to retire with full retirement benefits at age 55 with five years of creditable service as an officer, or at any age with 30 years of creditable service. LEO plan members are eligible to retire with partial retirement benefits at age 50 with 15 years of creditable service as an officer. Survivor benefits are available to eligible beneficiaries of LEO members who die while in active service or within 180 days of their last day of service and who also have either completed 20 years of creditable service regardless of age, or have completed 15 years of service as a LEO and have reached age 50, or have completed five years of creditable service as a LEO and have reached age 55, or have completed 15 years of creditable service as a LEO if killed in the line of duty. Eligible beneficiaries may elect to receive a monthly Survivor's Alternate Benefit for life or a return of the member's contributions.





**Contributions.** Contribution provisions are established by General Statute 128-30 and may be amended only by the North Carolina General Assembly. County employees are required to contribute 6% of their compensation. Employer contributions are actuarially determined and set annually by the LGERS Board of Trustees. The County's contractually required contribution rate for the year ended June 30, 2022, was 12.04% of compensation for law enforcement officers and 11.46% for general employees and firefighters, actuarially determined as an amount that, when combined with employee contributions, is expected to finance the costs of benefits earned by employees during the year. Contributions to the pension plan from the County were \$438,181 for the year ended June 30, 2022.

**Refunds of Contributions** - County employees who have terminated service as a contributing member of LGERS, may file an application for a refund of their contributions. By state law, refunds to members with at least five years of service include 4% interest. State law requires a 60 day waiting period after service termination before the refund may be paid. The acceptance of a refund payment cancels the individual's right to employer contributions or any other benefit provided by LGERS.

***Pension Liabilities, Pension Expense, and Deferred Outflows of Resources and Deferred Inflows of Resources Related to Pensions***

At June 30, 2022, the County reported a liability of \$739,040 for its proportionate share of the net pension liability. The net pension liability was measured as of June 30, 2021. The total pension liability used to calculate the net pension liability was determined by an actuarial valuation as of December 31, 2020. The total pension liability was then rolled forward to the measurement date of June 30, 2021 utilizing update procedures incorporating the actuarial assumptions. The County's proportion of the net pension asset was based on a projection of the County's long-term share of future payroll covered by the pension plan, relative to the projected future payroll covered by the pension plan of all participating LGERS employers, actuarially determined. At June 30, 2022, the County's proportion was 0.04819%, which was a decrease of 0.00155% (measured as of June 30, 2021) from its proportion measured as of June 30, 2021. (measured as of June 30, 2020)

For the year ended June 30, 2022, the County recognized pension expense of \$314,111. At June 30, 2022, the County reported deferred outflows of resources and deferred inflows of resources related to pensions from the following sources:

	<u>Deferred Outflows of Resources</u>	<u>Deferred Inflows of Resources</u>
Differences between expected and actual experience	\$ 235,115	\$ -
Changes of assumptions	464,306	-
Net difference between projected and actual earnings on pension plan investments	-	1,055,866
Changes in proportion and differences between County contributions and proportionate share of contributions	14,847	28,270
County contributions subsequent to the measurement date	438,181	-
Total	<u>\$ 1,152,449</u>	<u>\$ 1,084,136</u>

\$438,181 reported as deferred outflows of resources related to pensions resulting from County contributions subsequent to the measurement date will be recognized as a decrease of the net pension liability in the year ended June 30, 2023. Other amounts reported as deferred inflows of resources related to pensions will be recognized in pension expense as follows:

<b>Year Ended June 30</b>	
2023	62,431
2024	(24,810)
2025	(84,389)
2026	(323,100)
Thereafter	-
Total	<u>\$ (369,868)</u>



*Actuarial Assumptions.* The total pension liability in the December 31, 2020 actuarial valuation was determined using the following actuarial assumptions, applied to all periods included in the measurement:

Inflation	2.50 percent
Salary Increases	3.25 to 8.25 percent, including inflation and productivity factor
Investment rate of return	6.50 percent, net of pension plan investment expense, including inflation

The plan actuary currently uses mortality rates based on the *RP-2014 Total Data Set for Healthy Annuitants Mortality Table* that vary by age, gender, employee group (i.e. general, law enforcement officer) and health status (i.e. disabled and healthy). The current mortality rates are based on published tables and based on studies that cover significant portions of the U.S. population. The healthy mortality rates also contain a provision to reflect future mortality improvements.

The actuarial assumptions used in the December 31, 2020 valuation were based on the results of an actuarial experience study as of December 31, 2014.

Future ad hoc COLA amounts are not considered to be substantively automatic and are therefore not included in the measurement.

The projected long-term investment returns and inflation assumptions are developed through review of current and historical capital markets data, sell-side investment research, consultant whitepapers, and historical performance of investment strategies. Fixed income return projections reflect current yields across the U.S. Treasury yield curve and market expectations of forward yields projected and interpolated for multiple tenors and over multiple year horizons. Global public equity return projections are established through analysis of the equity risk premium and the fixed income return projections. Other asset categories and strategies' return projections reflect the foregoing and historical data analysis. These projections are combined to produce the long-term expected rate of return by weighting the expected future real rates of return by the target asset allocation percentage and by adding expected inflation. The target allocation and best estimates of arithmetic real rates of return for each major asset class as of June 30, 2022 are summarized in the following table:

Asset Class	Target Allocation	Long-Term Expected Real Rate of Return
Fixed Income	29.0%	1.4%
Global Equity	42.0%	5.3%
Real Estate	8.0%	4.3%
Alternatives	8.0%	8.9%
Credit	7.0%	6.0%
Inflation	6.0%	4.0%
Total	100%	

The information above is based on 30 year expectations developed with the consulting actuary for the 2021 asset, liability, and investment policy study for the North Carolina Retirement Systems, including LGERS. The long-term nominal rates of return underlying the real rates of return are arithmetic annualized figures. The real rates of return are calculated from nominal rates by multiplicatively subtracting a long-term inflation assumption of 3.05%. All rates of return and inflation are annualized.

*Discount rate.* The discount rate used to measure the total pension liability was 6.50%. The projection of cash flows used to determine the discount rate assumed that contributions from plan members will be made at the current contribution rate and that contributions from employers will be made at statutorily required rates, actuarially determined. Based on these assumptions, the pension plan's fiduciary net position was projected to be available to make all projected future benefit payments of the current plan members. Therefore, the long-term expected rate of return on pension plan investments was applied to all periods of projected benefit payments to determine the total pension liability.

*Sensitivity of the County's proportionate share of the net pension liability to changes in the discount rate.* The following presents the County's proportionate share of the net pension liability calculated using the discount rate of 6.50 percent, as well as what the County's proportionate share of the net pension asset or net pension liability would be if it were calculated using a discount rate that is 1-percentage-point lower (5.50 percent) or 1-percentage-point higher (7.50 percent) than the current rate:

	1% Decrease (5.50%)	Discount Rate (6.50%)	1% Increase (7.50%)
County's proportionate share of the net pension liability (asset)	\$2,868,891	\$739,040	(\$1,013,704)

*Pension plan fiduciary net position.* Detailed information about the pension plan's fiduciary net position is available in the separately issued Annual Comprehensive Financial Report for the State of North Carolina.

**b. Law Enforcement Officers Special Separation Allowance**

(1) **Plan Description** - Camden County administers a public employee retirement system (the Separation Allowance), a single-employer defined benefit pension plan that provides retirement benefits to the County's qualified sworn law enforcement officers under the age of 62 who have completed at least 30 years of creditable service or have attained 55 years of age and have completed five or more years of creditable service. The Separation Allowance is equal to 0.85 percent of the annual equivalent of the base rate of compensation most recently applicable to the officer for each year of creditable service. The retirement benefits are not subject to any increases in salary or retirement allowances that may be authorized by the General Assembly. Article 12D of G.S. Chapter 143 assigns the authority to establish and amend benefit provisions to the North Carolina General Assembly. The County has made no contributions to this plan. A separate report was not issued for the plan.



All full-time County law enforcement officers are covered by the Separation Allowance. At the December 31, 2020, the Separation Allowance's membership consisted of:

Inactive Members Currently Receiving Benefits	2
Terminated Plan Members Entitled to, But Not Yet Receiving Benefits	-
Active Plan Members	<u>17</u>
Total	<u>19</u>

**(2) Summary of Significant Accounting Policies**

*Basis of Accounting* - The County has chosen to fund the Separation Allowance on a pay as you go basis. Pension expenditures are made from the General Fund, which is maintained on the modified accrual basis of accounting. Benefits and refunds are recognized when due and payable in accordance with the terms of the plan.

The Separation Allowance has no assets accumulated in a trust that meets the following criteria which are outlined in GASB Statement 73.

**(3) Actuarial Assumptions**

The entry age actuarial cost method was used in the December 31, 2020 valuation. The total pension liability was determined using the following actuarial assumptions, applied to all periods included in the measurement:

Inflation	2.50 percent per annum
Salary increases	3.25 to 7.75 percent, including inflation and productivity factor
Discount rate	2.25 percent per annum, compounded annually

The discount rate is based on the yield of the S&P Municipal Bond 20 Year High Grade Rate Index as of June 30, 2021.

The actuarial assumptions used in the December 31, 2020 valuation were based on the results of an experience study completed by the Actuary for the Local Government Employees' Retirement System for the five-year period ending December 31, 2019.

Deaths After Retirement (Healthy): Mortality rates are based on the RP-2014 Total Data Set for Healthy Annuitants Mortality Table. The RP-2014 annuitant tables have no rates prior to age 50. The RP-2014 Total Data Set Employee Mortality table is used for ages less than 50.

Deaths After Retirement (Disabled): Mortality rates are based on the RP-2014 Total Data Set for Disabled Annuitants Mortality Table. Rates for male members are multiplied by 103% for all ages. Rates for female members are multiplied by 99% for all ages.

Deaths Before Retirement: Mortality rates are based on the RP-2014 Total Data Set Employee Mortality Table.

Mortality Projection: All mortality rates are projected from 2014 using generational improvement with Scale MP-2015.

**(4) Contributions**

The County is required by article 12D of G.S. Chapter 143 to provide these retirement benefits and has chosen to fund the benefit payments on a pay as you go basis through appropriations made in the General Fund operating budget. The County's obligation to contribute to this plan is established and may be amended by the North Carolina General Assembly. The County paid \$20,621 as benefits came due for the reporting period.

**Pension Liabilities, Pension Expense, and Deferred Outflows of Resources and Deferred Inflows of Resources Related to Pensions**

At June 30, 2022, the County reported a total pension liability of \$642,295. The total pension liability was measured as of June 30, 2021 based on a December 31, 2020 actuarial valuation. The total pension liability was then rolled forward to the measurement date of June 30, 2021 utilizing update procedures incorporating the actuarial assumptions. For the year ended June 30, 2022, the County recognized pension expense of \$91,486.

	Deferred Outflows of Resources	Deferred Inflows of Resources
Differences between expected and actual experience	\$ 107,294	\$ 18,048
Changes of assumptions and other inputs	118,562	21,299
County benefit payments and administrative expenses subsequent to the measurement date.	<u>225,856</u>	<u>39,347</u>



The County paid \$0 in benefit payments subsequent to the measurement date that are reported as deferred outflows of resources related to pensions which will be recognized as a decrease of the total pension liability in the year ended June 30, 2023. Other amounts reported as deferred inflows of resources related to pensions will be recognized in pension expense as follows:

Year Ended June 30	
2023	46,633
2024	50,066
2025	57,081
2026	28,930
2027	3,799
Thereafter	-
	<u>\$ 186,509</u>

*Sensitivity of the County's total pension liability to changes in the discount rate.* The following presents the County's total pension liability calculated using the discount rate of 2.25 percent, as well as what the County's total pension liability would be if it were calculated using a discount rate that is 1-percentage-point lower (1.25 percent) or 1-percentage-point higher (3.25 percent) than the current rate:

	1% Decrease (1.25%)	Discount Rate (2.25%)	1% Increase (3.25%)
Total pension liability	\$ 708,136	\$ 642,295	\$ 582,332

**Schedule of Changes in Total Pension Liability Law  
Enforcement Officers' Special Separation Allowance**

	<u>2022</u>
Beginning balance	\$ 627,615
Service Cost	33,537
Interest on the total pension liability	11,914
Changes of benefit terms	-
Differences between expected and actual experience in the measurement of the total pension liability	10,264
Changes of assumptions or other inputs	(20,414)
Benefit payments	(20,621)
Other changes	-
Ending balance of the total pension liability	<u>\$ 642,295</u>

The plan currently uses mortality tables that vary by age, and health status (i.e. disabled and healthy). The current mortality rates are based on published tables and based on studies that cover significant portions of the U.S. population. The healthy mortality rates also contain a provision to reflect future mortality improvements.

The actuarial assumptions used in the December 31, 2020 valuation were based on the results of an actuarial experience study as of December 31, 2019.

**c. Supplemental Retirement Income Plan for Law Enforcement Officers**

*Plan Description* - The County contributes to the Supplemental Retirement Income Plan (Plan), a defined contribution pension plan administered by the Department of the State Treasurer and a Board of Trustees. The Plan provides retirement benefits to law enforcement officers employed by the County. Article 5 of G.S. Chapter 135 assigns the authority to establish and amend benefit provisions to the North Carolina General Assembly. The State's Annual Comprehensive Financial Report includes the pension trust fund financial statements for the Internal Revenue Code Section 401(k) plan that includes the Supplemental Retirement Income Plan for Law Enforcement Officers. That report may be obtained by writing to the Office of the State Controller, 1410 Mail Service Center, Raleigh, North Carolina 27699-1410, or by calling (919) 981-5454.

*Funding Policy* - Article 12E of G.S. Chapter 143 requires the County to contribute each month an amount equal to five percent of each officer's salary, and all amounts contributed are vested immediately. Also, the law enforcement officers may make voluntary contributions to the plan. Contributions for the year ended June 30, 2022 were \$321,446, which consisted of \$178,799 from the County and \$142,647 from the law enforcement officers.

**d. Register of Deeds' Supplemental Pension Fund**





*Plan Description.* Camden County also contributes to the Registers of Deeds' Supplemental Pension Fund (RODSPF), a noncontributory, defined benefit plan administered by the North Carolina Department of State Treasurer. ROSDPF provides supplemental pension benefits to any eligible county register of deeds who is retired under the Local Government Employees' Retirement System (LGERS) or an equivalent locally sponsored plan. Article 3 of G.S. Chapter 161 assigns the authority to establish and amend benefit provisions to the North Carolina General Assembly. Management of the plan is vested in the LGERS Board of Trustees, which consists of 13 members – nine appointed by the Governor, one appointed by the state Senate, one appointed by the state House of Representatives, and the State Treasurer and State Superintendent, who serve as ex-officio members. The Registers of Deeds' Supplemental Pension Fund is included in the Annual Comprehensive Financial Report for the State of North Carolina. The State's Annual Comprehensive Financial Report includes financial statements and required supplementary information for the Registers of Deeds' Supplemental Pension Fund. That report may be obtained by writing to the Office of the State Controller, 1410 Mail Service Center, Raleigh, North Carolina 27699-1410, by calling (919) 981-5454, or at www.osc.nc.gov.

*Benefits Provided.* An individual's benefits for the year are calculated as a share of accumulated contributions available for benefits for that year, subject to certain statutory limits. An individual's eligibility is based on at least 10 years of service as a register of deeds with the individual's share increasing with years of service. Because of the statutory limits noted above, not all contributions available for benefits are distributed.

*Contributions.* Benefits and administrative expenses are funded by investment income and 1.5% of the receipts collected by each County Commission under Article 1 of Chapter 161 of the North Carolina General Statutes. The statutory contribution currently has no relationship to the actuary's required contribution. The actuarially determined contribution this year and for the foreseeable future is zero. Registers of Deeds do not contribute. Contribution provisions are established by General Statute 161-50 and may be amended only by the North Carolina General Assembly. Contributions to the pension plan from the County were \$1,302 for the year ended June 30, 2022.

***Pension Liabilities, Pension Expense, and Deferred Outflows of Resources and Deferred Inflows of Resources Related to Pensions***

At June 30, 2022, the County reported an asset of \$23,221 for its proportionate share of the net pension asset. The net pension liability was measured as of June 30, 2021. The total pension liability used to calculate the net pension liability was determined by an actuarial valuation as of December 31, 2020. The total pension liability was then rolled forward to the measurement date of June 30, 2021 utilizing update procedures incorporating the actuarial assumptions. The County's proportion of the net pension asset was based on the County's share of contributions to the pension plan, relative to contributions to the pension plan of all participating ROSDPF employers. At June 30, 2021, the County's proportion was 0.12086%, which was a decrease of 0.00248% from its proportion measured as of June 30, 2020.

For the year ended June 30, 2022, the County recognized pension expense of \$702. At June 30, 2022, the County reported deferred outflows of resources and deferred inflows of resources related to pensions from the following sources:

	<u>Deferred Outflows of Resources</u>	<u>Deferred Inflows of Resources</u>
Differences between expected and actual experience	\$ 248	\$ 282
Changes of assumptions	1,693	-
Net difference between projected and actual earnings on pension plan investments	-	71
Changes in proportion and differences between County contributions and proportionate share of contributions	867	1,400
County contributions subsequent to the measurement date	1,302	-
Total	<u>\$ 4,110</u>	<u>\$ 1,753</u>

\$1,302 reported as deferred outflows of resources related to pensions resulting from County contributions subsequent to the measurement date will be recognized as an increase of the net pension asset in the year ended June 30, 2023. Other amounts reported as deferred inflows of resources related to pensions will be recognized in pension expense as follows:

Year Ended June 30	
2023	(44)
2024	612
2025	(54)
2026	541
2027	-
Total	<u>\$ 1,055</u>



**Actuarial Assumptions.** The total pension liability in the December 31, 2020 actuarial valuation was determined using the following actuarial assumptions, applied to all periods included in the measurement:

Inflation	2.5 percent
Salary Increases	3.25 to 7.25 percent, including inflation and productivity factor
Investment rate of return	3.00 percent, net of pension plan investment expense, including inflation

The plan currently uses mortality tables that vary by age, gender, employee group (i.e. general, law enforcement officer) and health status (i.e. disabled and healthy). The current mortality rates are based on published tables and based on studies that cover significant portions of the U.S. population. The healthy mortality rates also contain a provision to reflect future mortality improvements.

The actuarial assumptions used in the December 31, 2020 valuation were based on the results of an actuarial experience study as of December 31, 2014.

Future ad hoc COLA amounts are not considered to be substantively automatic and are therefore not included in the measurement.

The projected long-term investment returns and inflation assumptions are developed through review of current and historical capital markets data, sell-side investment research, consultant whitepapers, and historical performance of investment strategies. Fixed income return projections reflect current yields across the U.S. Treasury yield curve and market expectations of forward yields projected and interpolated for multiple tenors and over multiple year horizons. These projections are combined to produce the long-term expected rate of return by weighting the expected future real rates of return by the target asset allocation percentage and by adding expected inflation. The adopted asset allocation policy for the RODSPF is 100% in the fixed income asset class. The best estimate of arithmetic real rate of return for the fixed income asset class as of June 30, 2022 is 1.4%.

The information above is based on 30 year expectations developed with the consulting actuary for the 2021 asset, liability, and investment policy study for the North Carolina Retirement Systems, including LGERS. The long-term nominal rates of return underlying the real rates of return are arithmetic annualized figures. The real rates of return are calculated from nominal rates by multiplicatively subtracting a long-term inflation assumption of 3.05%. All rates of return and inflation are annualized.

**Discount rate.** The discount rate used to measure the total pension liability was 3.00%. The projection of cash flows used to determine the discount rate assumed that contributions from employers will be made at statutorily required rates. Based on these assumptions, the pension plan's fiduciary net position was projected to be available to make all projected future benefit payments of the current plan members. Therefore, the long-term expected rate of return on pension plan investments was applied to all periods of projected benefit payments to determine the total pension liability.

**Sensitivity of the County's proportionate share of the net pension asset to changes in the discount rate.** The following presents the County's proportionate share of the net pension asset calculated using the discount rate of 3.00 percent, as well as what the County's proportionate share of the net pension asset would be if it were calculated using a discount rate that is 1-percentage-point lower (2.00 percent) or 1-percentage-point higher (4.00 percent) than the current rate:

	1 % Decrease (2.00%)	Discount Rate (3.00%)	1% Increase (4.00%)
County's proportionate share of the net pension liability (asset)	(\$18,444)	(\$23,221)	(\$27,235)

**Pension plan fiduciary net position.** Detailed information about the pension plan's fiduciary net position is available in the separately issued Annual Comprehensive Financial Report for the State of North Carolina.

**e. Pension Liabilities (Assets), Pension Expense, and Deferred Outflows of Resources and Deferred Inflows of Resources Related to Pensions**

The net pension liability (asset) for LGERS and ROD was measured as of June 30, 2021, and the total pension liability used to calculate the net pension liability (asset) was determined by an actuarial valuation as of December 31, 2020. The total pension liability for LEOSSA was measured as of June 30, 2021, with an actuarial valuation date of December 31, 2020. The County's proportion of the net pension liability was based on the County's share of contributions to the pension plan relative to the contribution of all participating entities. Following is information related to the proportionate share and pension expense:

	LGERS	ROD	LEOSSA	Total
Proportionate Share of Net Pension Liability (Asset)	\$ 739,040	\$ 23,221	n/a	\$ 762,261
Proportion of the Net Pension Liability (Asset)	0.04819%	0.12086%	n/a	
Total Pension Liability	\$ -	\$ -	\$ 642,295	\$ 642,295
Pension Expense	\$ 314,111	\$ 702	\$ 91,486	\$ 406,299



As June 30, 2022, the County reported deferred outflows of resources and deferred inflows of resources related to pensions from the following sources:

	<u>LGERS</u>	<u>ROD</u>	<u>LEOSSA</u>	<u>Total</u>
<u>Deferred Outflows of Resources</u>				
Differences between expected and actual experience	\$ 235,115	\$ 248	\$ 107,294	\$ 342,657
Changes of assumptions	464,306	1,693	118,562	584,561
Net difference between projected and actual earnings on pension plan investments	-	-	-	-
Changes in proportion and differences between County contributions and proportionate share of contributions	14,847	867	-	15,714
County contributions (LGERS, ROD)/benefit payments and administration costs (LEOSSA) subsequent to the measurement date	438,181	1,302	-	439,483
<u>Deferred Inflows of Resources</u>				
Difference between expected and actual experience	\$ -	\$ 282	\$ 18,048	\$ 18,330
Changes of assumptions	-	-	21,299	21,299
Net difference between projected and actual earnings on pension plan investments	1,055,866	71	-	1,055,937
Changes in proportion and differences between County contributions and proportionate share of contributions	28,270	1,400	-	29,670

f. Other Post Employment Benefits

Healthcare Benefits

Plan Description - Under the terms of the County resolution, the County administers a single-employer defined benefit Healthcare Benefits Plan (the HCB Plan). As of July 1, 2006, this plan provides postemployment healthcare benefits to retirees of the County, provided they participate in the North Carolina Local Governmental Employees' Retirement System (System) and have at least twenty years of creditable service with the County. The County pays the full cost of coverage for these benefits through private insurers. The County Board may amend the benefit provisions. A separate report was not issued for the plan. If hired after January 8, 2013 no health benefits will be paid for retirees.

Membership of the HCB Plan consisted of the following at June 30, 2021, the date of latest actuarial valuation:

	<u>General Employees</u>	<u>Law Enforcement Officers</u>
Retirees and dependents receiving benefits	4	2
Terminated plan members entitled to but not yet receiving benefits	-	-
Active plan members	5	17
Total	9	19

Funding Policy - The County pays the full cost of coverage for the healthcare benefits paid to qualified retirees under a County resolution that can be amended by the County Board. The County has chosen to fund the healthcare benefits on a pay as you go basis.

**Total OPEB Liability**

The County's total OPEB liability of \$1,296,776 was measured as of June 30, 2021 and was determined by an actuarial valuation as of that date.



*Actuarial assumptions and other inputs.* The total OPEB liability in the June 30, 2021 actuarial valuation was determined using the following actuarial assumptions and other inputs, applied to all periods included in the measurement unless otherwise specified:

Inflation	2.50 percent
Salary increases	3.25- 8.41 percent, average, including inflation
Discount rate	2.16 percent
Healthcare cost trend rates	7.00% for 2021 decreasing to an ultimate rate of 4.50% by 2031

The discount rate is based on the yield of the S&P Municipal Bond 20 Year High Grade Rate Index as of the measurement date.

Total OPEB Liability	
Balance at July 1, 2021	\$ 1,279,465
Changes for the year	
Service cost	40,638
Interest	28,307
Changes of benefit terms	-
Differences between expected and actual experience	(98,395)
Changes in assumptions or other inputs	125,715
Benefit Payments	(78,954)
Net changes	17,311
Balance at June 30, 2022	<u>\$ 1,296,776</u>

Changes in assumptions and other inputs reflect a change in the discount rate from 2.21% to 2.16%.

Mortality rates were based on the RP-2014 Total Data Set for Healthy Annuitants Mortality Table.

The actuarial assumptions used in the December 31, 2020 valuation were based on the results of an actuarial experience study for the period January 2014 through December 2019.

*Sensitivity of the total OPEB liability to changes in the discount rate.* The following presents the total OPEB liability of the County, as well as what the County's total OPEB liability would be if it were calculated using a discount rate that is 1-percentage-point lower (1.16 percent) or 1-percentage-point higher ( 3.16 percent) than the current discount rate:

	1 % Decrease ( 1.16%)	Discount Rate (2.16%)	1% Increase (3.16%)
Total OPEB Liability	\$1,407,043	\$1,296,776	\$1,196,015

*Sensitivity of the total OPEB liability to changes in the healthcare cost trend rates.* The following presents the total OPEB liability of the County, as well as what the County's total OPEB liability would be if it were calculated using healthcare cost trend rates that are 1-percentage-point lower or 1-percentage-point higher than the current healthcare cost trend rates:

	1 % Decrease	Discount Rate	1% Increase
Total OPEB Liability	\$1,173,222	\$1,296,776	\$1,439,891

**OPEB Expense and Deferred Outflows of Resources and Deferred Inflows of Resources Related to OPEB**

For the year ended June 30, 2022, the County recognized OPEB expense of \$34,571. At June 30, 2022, the County reported deferred outflows of resources and deferred inflows of resources related to OPEB from the following sources:

	<u>Deferred Outflows of Resources</u>	<u>Deferred Inflows of Resources</u>
Differences between expected and actual experience	\$ 5,275	\$ 207,659
Net difference between projected and actual earnings on pension plan investments	-	-
Changes in proportion and differences between County contributions and proportionate share of contributions	-	-
Changes of assumptions	187,812	43,447
County contributions subsequent to the measurement date	-	-
Total	<u>\$ 193,087</u>	<u>\$ 251,106</u>





\$0 reported as deferred outflows of resources related to pensions resulting from benefit payments made and administrative expenses incurred subsequent to the measurement date will be recognized as a decrease of the total pension liability in the year ended June 30, 2023. Other amounts reported as deferred inflows of resources related to pensions will be recognized in pension expense as follows:

Year Ended June 30	
2023	(34,374)
2024	(34,374)
2025	(4,467)
2026	15,196
2027	-
Thereafter	-
Total	<u>\$ (58,019)</u>

**Deferred Outflows and Inflows of Resources**

	Deferred Outflows of Resources	Deferred Inflows of Resources
(Pensions, OPEB) - difference between expected and actual experience	\$ 347,932	\$ 225,989
(Pensions, OPEB) - Net difference between projected and actual investment earnings	-	1,055,937
(Pensions) - change in proportion and difference between employer contributions and proportionate share of contributions	15,714	29,670
(Pensions, OPEB) - change in assumptions	772,373	64,746
Contributions to pension plan subsequent to measurement date (LGBRS, ROD)	439,483	-
Prepaid taxes not yet earned (General)	-	95,087
Taxes receivable, net, less penalties (General)	-	247,445
Taxes receivable, net, less penalties (Special Revenue)	-	3,631
Total	<u>\$ 1,575,502</u>	<u>\$ 1,722,505</u>

**f. Other Employment Benefits**

The County has elected to provide death benefits to employees through the Death Benefit Plan for members of the Local Governmental Employees' Retirement System (Death Benefit Plan), a multiple-employer, State-administered, cost-sharing plan funded on a one-year term cost basis. The beneficiaries of those employees who die in active service after one year of contributing membership in the System, or who die within 180 days after retirement or termination of service and have at least one year of contributing membership service in the System at the time of death are eligible for death benefits. Lump sum death benefit payments to beneficiaries are equal to the employee's 12 highest months' salary in a row during the 24 months prior to the employee's death, but the benefit will be a minimum of \$25,000 and will not exceed \$50,000. Because all death benefit payments are made from the Death Benefit Plan and not by the County, the County does not determine the number of eligible participants. The County has no liability beyond the payment of monthly contributions. The contributions to the Death Benefit Plan cannot be separated between the post-employment benefit amount and the other benefit amount. Contributions are determined as a percentage of monthly payroll based upon rates established annually by the State. Separate rates are set for employees not engaged in law enforcement and for law enforcement officers. The County considers these contributions to be immaterial.

**4. Risk Management**

The County is exposed to various risks of loss related to torts; theft of, damage to, and destruction of assets; errors and omissions, injuries to employees; and natural disasters. The County participates in three self-funded risk financing pools administered by the North Carolina Association of County Commissioners. Through these pools, the County obtains property coverage equal to replacement cost values of owned property subject to a limit of \$125.5 million for any one occurrence, general, auto, professional and employment practices liability coverage of \$2 million per occurrence, auto physical damage coverage for owned autos, at actual cash value, crime coverage of \$250,000 per occurrence, workers' compensation coverage up to the statutory limits and health and dental insurance for County employees. The pools are audited annually by Certified Public Accountants, and the audited financial statements are available to the County upon request. Two of the pools are reinsured through a multi-state public entity captive for single occurrence losses in excess of \$500,000 up to a \$2 million limit for liability coverage, \$600,000 of aggregate annual losses in excess of \$50,000 per occurrence for property, auto physical damage and crime coverage, and single occurrence losses of \$350,000 for workers' compensation. For health and dental insurance, the County is insured through Blue Cross Blue Shield of North Carolina, a private insurance company.



The County carries flood insurance on the renovated courthouse. Other buildings are not insured for flood.

In accordance with G.S. 159-29, the County's employees that have access to \$100 or more at any given time of the County's funds are performance bonded through a commercial surety bond. The Finance Officer is bonded for \$550,000, the tax collector is bonded for \$50,000 and the sheriff is bonded for \$25,000. The remaining employees that have access to funds are bonded under a blanket bond for \$15,000.

There have been no significant reductions in insurance coverage from the previous year and no claims have been made in the past three years.

Camden County ABC Board is exposed to various risks of loss related to torts; theft of, damage to, and destruction of assets; errors and omissions; and natural disasters. The Board has commercial property, general liability, auto liability, workers' compensation, and employee health coverage. The Board does have liquor legal liability coverage. In accordance with G.S. 18B-803, the ABC Board's employees that have access to the Board's funds are performance bonded through a commercial surety bond. Employees are bonded under an employment practices bond for up to \$5,000 per claim. There have been no significant reductions in insurance coverage in the prior year and settled claims have not exceeded coverage in any of the past three fiscal years.

5. Contingent Liabilities

At June 30, 2022, the County was a defendant to various lawsuits. In the opinion of the County's management and the County attorney, the ultimate effect of these legal matters will not have a material adverse effect on the County's financial position.

6. Long-Term Obligations

a. Leases

The County has entered into agreements to lease certain equipment. The lease agreements qualify as other than short-term leases under GASB 87 and, therefore,

The first agreement was executed in July 2021 to lease a building for the Extension department and requires monthly payments of \$1,100. There are no variable payment components of the lease. The lease term ends on March 31, 2024. The lease liability is measured at a discount rate of 3%, which is the stated rate in the lease agreement. As a result of the lease, the County has recorded a lease liability of \$23,079 at June 30, 2022. The right to use asset is discussed in more detail in the right to use asset section of this note.

The future minimum lease obligations and the net present value of these minimum lease payments as of June 30, 2022, were as follows:

Year	Principal	Interest	Total
2023	\$ 13,188	\$ 142	\$ 13,330
2024	9,714	35	9,749
	<u>\$ 22,902</u>	<u>\$ 177</u>	<u>\$ 23,079</u>

b. Installment Purchases

As authorized by State law [G.S. 160A-20 and 153A-158.1], the County has financed various property acquisitions for use by Camden County Board of Education by installment purchase. The installment purchases were issued pursuant to a deed of trust that requires that legal title remain with the County as long as the debt is outstanding. The County has entered into a lease with Camden County Board of Education that transfers the right and responsibilities for maintenance and insurance of the property to the Board of Education. The lease calls for nominal annual lease payments and also contains a bargain purchase option. The lease term is the same as that of the installment purchase obligation. Due to the economic substance of the transaction, the capital assets associated with the installment purchase obligation are recorded by the Board of Education. These loans are included in the loans described below.

The direct placement installment purchases of the County are outlined below:

\$1,000,000 direct placement loan from Bank of America, N.A. for renovation and modernization of Camden High School and Camden Middle School. The note is secured by a deed of trust on the two schools and calls for an annual payments of \$50,000 plus 4.4%. This note was paid off and refinanced with a principal amount of \$572,000 and calls for annual payments of \$52,150 plus interest at 2.29%. Matures in 2024.	\$ 52,154
\$264,000 direct placement loan from Rural Housing Service to finance courthouse renovations. The loan is secured by the courthouse. The note calls for annual payments of \$20,297 including interest at 4.5%. Matures in 2026.	72,771
\$725,000 direct placement loan from Truist dated August 16, 2010 for the construction of a Fire Station Building. The loan is secured by the asset purchased. The loan calls for annual payments of \$36,250 plus interest at 3.89%. Matures in 2027.	326,250
\$507,824 direct placement loan from Xenith Bank for the purchase of Pierce Pumper Truck. The loan is secured with the property. The loan is secured by the asset purchased. The loan calls for annual payments of \$61,595 for 5 years plus interest at 2.2%. Matures in 2025.	374,396
\$10,000,000 direct placement loan from US Department of Agriculture for the construction of an Intermediate school. The note calls for annual payments of \$520,000 for 40 years which includes interest at 4.125%. Matures in 2049.	8,016,664
\$4,633,000 direct placement loan from Truist Bank for the the construction of a new Library. The note calls for annual principal payments of \$309,000 plus the interest at 2.50%. Matures in 2036.	4,325,000
	<u>\$ 13,167,235</u>



c. General Obligation Indebtedness

All general obligation bonds serviced by the County's general fund are collateralized by the full faith, credit, and taxing power of the County. South Camden Water and Sewer District issues general obligation bonds to provide funds for the acquisition and construction of major water and sewer capital improvements. These bonds, which are recorded in the Water District Fund, are collateralized by the full faith, credit, and taxing power of the District. Principal and interest payments are appropriated when due. In the event of default, the County agrees to pay to the Purchaser, on demand, interest on any and all amount due and owing by the County under this agreement.

The County's general obligation bonds are payable at June 30, 2022, are comprised of the following individual issues:

Serviced by South Camden Water and Sewer District:

\$1,600,000 - 1996 Water District bonds with annual installments of \$17,000 to \$66,000 through June 1, 2036; interest at 4.875%. These Bonds were refinanced with a principal amount of \$1,274,000 with annual installments of \$93,493 plus interest at 3.89%. \$ 762,484

Other Loans:

State DWSRF Revolving Direct Borrowing: A loan of \$1,367,122 calling for 20 annual principal payments of \$68,356 plus interest at 2.50%. At year end \$1,307,360 has been drawn down on the loan amount. This associated project was completed during the year and half of the outstanding principal was forgiven. The new payments will be for 20 years at \$32,684 with no stated interest rate. Matures in 2032. 294,156

Sterling National Bank Loan: A direct placement loan of \$2,800,000 dated May 10, 2018 calling for 20 annual principal payments of \$98,000 to \$196,000 plus interest at 3.87%. The loan is secured by the property purchased. Matures in 2038. 2,393,000

**Total** \$ 3,449,640

Annual debt service requirements to maturity for the County's and District's general obligation bonds and loans are as follows:

Year Ending June 30,	Governmental Activities		Business Type Activities	
	Principal	Interest	Principal	Interest
2023	\$ 651,629	\$ 458,861	\$ 207,517	\$ 122,270
2024	609,810	438,977	214,000	115,491
2025	620,506	419,864	221,580	108,461
2026	631,688	400,317	228,260	101,137
2027	623,084	380,314	236,044	93,554
2028-2032	3,064,965	1,605,592	1,272,239	343,192
2033-2037	2,774,991	1,129,444	686,000	127,052
2038-2042	1,884,921	715,079	384,000	22,446
2043-2047	2,305,641	292,829	-	-
<b>Total</b>	<b>\$ 13,167,235</b>	<b>\$ 5,841,277</b>	<b>\$ 3,449,640</b>	<b>\$ 1,033,603</b>

At June 30, 2022 Camden County had a legal debt margin of \$109,469,681.

d. Long-Term Obligation Activity

The following is a summary of changes in the County's long-term obligations for the fiscal year ended June 30, 2022:

	Balance 7/1/2021	Increases	Decreases	Balance 6/30/2022	Current Portion	
<b>Governmental Activities:</b>						
Direct Placement Installment Purchases	\$ 9,174,941	\$ 4,633,000	\$ (640,706)	\$ 13,167,235	\$ 651,629	
Leases	-	35,839	(12,937)	22,902	13,188	\$ 3,715,904
OPEB	1,151,519	15,580	-	1,167,099	-	
Net pension liability (LRS)	1,599,680	-	(934,544)	665,136	-	
Net pension liability (LEOSSA)	627,615	14,680	-	642,295	-	
Compensated absences	245,981	209,975	(160,553)	295,403	210,000	
<b>Total governmental activities</b>	<b>\$ 12,799,736</b>	<b>\$ 4,909,074</b>	<b>\$ (1,748,740)</b>	<b>\$ 15,960,070</b>	<b>\$ 874,817</b>	
	Balance 7/1/2021	Increases	Decreases	Balance 6/30/2022	Current Portion	
<b>Business Type Activities:</b>						
General obligation debt	\$ 3,726,030	\$ -	\$ (276,390)	\$ 3,449,640	\$ 207,517	
OPEB	127,946	1,731	-	129,677	-	
Net pension liability (LRS)	177,742	-	(103,838)	73,904	-	
Compensated Absences	32,680	26,931	(31,383)	28,228	28,228	
<b>Total business type activities</b>	<b>\$ 4,064,398</b>	<b>\$ 28,662</b>	<b>\$ (411,611)</b>	<b>\$ 3,681,449</b>	<b>\$ 235,745</b>	



Notes to the Financial Statements

Compensated absences for governmental activities typically have been liquidated in the general fund and are accounted for on a LIFO basis, assuming that employees are taking leave time as it is earned.

**Debt Related to Capital Activities** - Of the total Governmental Activities debt listed only \$5,098,417 relates to assets the County holds title.

C. Interfund Balances and Transfer Activity

The composition of internal balances as of June 30, 2022 is as follows:

<u>Payable Fund</u>	<u>Receivable Fund</u>	
	<u>General Fund</u>	
Scattered Housing Grant Fund	\$	1,255,293
Community Park Trust Fund		3,127
Economic Development Fund		462,550
Total	\$	<u>1,720,970</u>

The above was for operating expenditures while awaiting grant monies. Management expects to repay once those grant funds are received.

Transfers in (out) for the year ended June 30, 2022 are summarized below:

<u>Fund</u>	<u>To</u>	<u>From</u>	<u>Purpose</u>
School Capital Fund	\$ 1,383,014		Expenditures.
General Fund		\$ 1,383,014	

D. Fund Balance

The following schedule provides management and citizens with information on the portion of General fund balance that is available for appropriation:

<b>Total fund balance - General Fund</b>	<b>\$ 15,766,487</b>
<b>Less:</b>	
Stabilization by State Statute	1,957,574
Capital Reserve	6,046,185
<b>Remaining Fund Balance</b>	<b>\$ 7,762,728</b>

III. Joint Ventures

Developmental Disabilities & Substance abuse Services

The County participates in a joint venture to provide mental health services. East Carolina Behavioral Health (ECBH) coordinates these services through third party providers. The County is one of nineteen county governments participating as a joint venture. Camden County appointed one board member (commissioner) to the ECBH's finance committee. The venture was established as a joint venture among the participating counties to coordinate funding from federal and State agencies and also to realize economies of scale in the providing of mental health services. In accordance with the intergovernmental agreement between the participating governments and ECBH, the County appropriated \$20,000 to the ECBH to supplement its activities. None of the participating governments have any equity interest in the ECBH, so no equity interest has been reflected in the financial statements at June 30, 2021. Complete financial statements can be obtained from the ECBH's office at 112 Health Drive, Greenville, North Carolina 27834-7704.

Central Communications/Emergency Management System

The Emergency Management System was established as a joint venture between Camden County, Pasquotank County, and the City of Elizabeth City to coordinate grant funds and realize economies of scale. Each entity appoints one member to the governing board. In accordance with the intergovernmental agreement between the participating governments, the County appropriated \$296,171 to the System to supplement its activities. None of the participating governments have any equity interest in the System, so no equity interest has been reflected in the financial statements at June 30, 2022. Complete financial statements for the System can be obtained from the System's office at 103 S. Road Street, Elizabeth City, North Carolina 27909.





Albemarle District Jail

The operation of the jail is shared with two other counties in the surrounding area. Each county's contributions are based on a per capita assessment based on the most recent census figures available, and each county appoints one or more members to the Board. In accordance with the intergovernmental agreement between the participating governments, the County appropriated \$162,061 to the jail to supplement its activities. None of the participating governments have any equity interest in the jail, so no equity interest has been reflected in the financial statements at June 30, 2022. Complete financial statements for the jail can be obtained from the Jail's office at 320 S. Hughes Blvd., Elizabeth City, North Carolina 27907.

Albemarle Commission

The County is a member of the Albemarle Commission, which is a voluntary association of county governments. The Commission was established as a joint venture among the participating counties to coordinate funding from federal and State agencies. – the makeup is 1 elected official from each of the 10 counties with a term that does not expire unless the individual is no longer an elected official or another appointment is made by the county. Four at-large members that rotate off the AC Board every 2 years. Currently, the members until the end of the month, are from Currituck, Dare, Gates and Hyde. Starting in January, the members will be from Pasquotank, Perquimans, Tyrrell and Washington until December 31st 2019. On January 1, 2019 the members will be from Camden Chowan Currituck and Dare. The County paid membership fees of \$9,391 to the Commission during the fiscal year ended June 30, 2022.

Regional Confinement Facility

The County is a member of the Regional Jail Facility, which is an agreement of three county governments to provide financing, construction and operation of a regional jail. The Facility was established as a joint venture among the participating counties to coordinate funding from local, federal, and State agencies. The County contributed \$261,554 to the Facility during the fiscal year ended June 30, 2022.

Albemarle Regional Health Services (ARHS)

Albemarle Regional Health Services is a voluntary association of seven county governments. ARHS was established as a joint venture among the participating counties to coordinate funding from federal and State agencies and to realize economies of scale in providing health care services. The County contributed \$39,539 to ARHS during the year ended June 30, 2022. None of the participating governments have any equity interest in ARHS, so no equity interest has been reflected in the financial statements at June 30, 2022. Complete financial statements can be obtained at ARHS's office on 711 Roanoke Avenue, Elizabeth City, North Carolina 27909.

IV. Summary Disclosure of Significant Commitments and Contingencies

Federal and State Assisted Programs

The County has received proceeds from federal and State grants. Periodic audits of these grants are required and certain costs may be questioned as not being appropriate expenditures under the grant agreements. Such audits could result in the refund of grant moneys to the grantor agencies. Management believes that any required refunds will be immaterial. no provision has been made in the accompanying financial statements for the refund of grant moneys.

V. Significant Effects of Subsequent Events

There are no subsequent events that would have a material affect on the financial statements. Subsequent events have been analyzed through the date that the financial statements were available to be issued.



REQUIRED  
SUPPLEMENTAL FINANCIAL DATA

---

This section contains additional information required by generally  
accounting principals.

---

Schedule of the Proportionate Share of the Net Pension  
Liability – Local Government Employees' Retirement System

Schedule of Contributions – Local Government Employees'  
Retirement System

Schedule of the Proportionate Share of the Net Pension  
Liability – Register of Deeds

Schedule of Contributions – Register of Deeds

Schedule of Changes in Total Pension Liability - Law Enforcement Officers' Special  
Separation Allowance

Schedule of Total Pension Liability as a Percentage of Covered Payroll - Law  
Enforcement Officers' Special Separation Allowance

Schedule of Changes in the Net OPEB Liability and Related Ratios



Camden County, North Carolina  
 Camden County's Proportionate Share of Net Pension Liability (Asset)  
 Required Supplementary Information  
 Last Nine Fiscal Years\*

	2022	2021	2020	2019	2018	2017	2016	2015	2014
Board's proportion of the net pension liability (asset) (%)	0.04819%	0.04974%	0.05118%	0.04646%	0.04970%	0.05110%	0.04870%	0.0489%	0.0452%
Board's proportion of the net pension liability (asset) (\$)	\$ 739,040	\$ 1,777,422	\$ 1,397,686	\$ 1,102,190	\$ 759,278	\$ 1,084,513	\$ 218,383	\$ (288,268)	\$ 544,834
Board's covered-employee payroll	\$ 3,664,577	\$ 3,450,004	\$ 3,270,415	\$ 3,112,093	\$ 3,089,454	\$ 3,034,188	\$ 2,915,721	\$ 2,883,647	\$ 2,788,528
Board's proportionate share of the net pension liability (asset) as a percentage of its covered-employee payroll	20.17%	51.52%	42.74%	35.42%	24.58%	35.74%	7.49%	(10.00%)	19.54%
Plan fiduciary net position as a percentage of the total pension liability**	95.53%	88.61%	90.86%	91.63%	94.18%	91.47%	98.09%	102.64%	94.35%

\* The amounts presented for each fiscal year were determined as of the prior fiscal year ending June 30.

\*\* This will be the same percentage for all participant employers in the LGERS plan.



Camden County, North Carolina  
Camden County's Contributions  
Required Supplementary Information  
Last Nine Fiscal Years

	2022	2021	2020	2019	2018	2017	2016	2015	2014
	\$ 438,181	\$ 380,232	\$ 316,915	\$ 260,864	\$ 240,505	\$ 235,455	\$ 208,510	\$ 220,612	\$ 219,096
Contractually required contribution	438,181	380,232	316,915	260,864	240,505	235,455	208,510	220,612	219,096
Contributions in relation to the contractually required contribution	\$ -	\$ -	\$ -	\$ -	\$ -	\$ -	\$ -	\$ -	\$ -
Contribution deficiency (excess)	\$ 3,777,159	\$ 3,664,577	\$ 3,450,004	\$ 3,270,415	\$ 3,112,093	\$ 3,089,454	\$ 3,034,188	\$ 2,915,721	\$ 2,883,647
County's covered-employee payroll	11.60%	10.38%	9.19%	7.98%	7.73%	7.62%	6.87%	7.57%	7.60%
Contributions as a percentage of covered-employee payroll									





Camden County, North Carolina  
 Camden County's Proportionate Share of Net Pension Liability (Asset)  
 Required Supplementary Information  
 Last Nine Fiscal Years\*

	2022	2021	2020	2019	2018	2017	2016	2015	2014
County's proportion of the net pension liability (asset) (%)	0.120866%	0.12334%	0.101222%	0.111866%	0.10657%	0.11030%	0.09520%	0.1010%	0.11300%
County's proportion of the net pension liability (asset) (\$)	\$ (23,221)	\$ (28,267)	\$ (19,983)	\$ (18,572)	\$ (18,190)	\$ (20,622)	\$ (22,066)	\$ (22,909)	\$ (24,145)
Plan fiduciary net position as a percentage of the total pension liability**	156.53%	173.62%	164.11%	153.31%	153.77%	160.17%	197.29%	193.88%	190.50%

\* The amounts presented for each fiscal year were determined as of the prior fiscal year ending June 30.

\*\* This will be the same percentage for all participant employers in the ROD plan.



Camden County, North Carolina  
 Camden County's Contributions  
 Required Supplementary Information  
 Last Nine Fiscal Years

	2022	2021	2020	2019	2018	2017	2016	2015	2014
<b>Registers of Deeds' Supplemental Pension Fund</b>									
Contractually required contribution	\$ 1,302	\$ 1,450	\$ 1,181	\$ 3,817	\$ 3,592	\$ 3,476	\$ 3,024	\$ 3,631	\$ 3,821
Contributions in relation to the contractually required contribution	1,302	1,450	1,181	3,817	3,592	3,476	3,024	3,631	3,821
Contribution deficiency (excess)	\$ -	\$ -	\$ -	\$ -	\$ -	\$ -	\$ -	\$ -	\$ -



Camden County, North Carolina  
 Schedule of Changes in Total Pension Liability  
 Law Enforcement Officers' Special Separation Allowance  
 June 30, 2022

	2022	2021	2020	2019	2018	2017
Beginning balance	627,615	429,868	237,690	263,319	269,827	258,110
Service Cost	33,537	26,136	22,950	18,007	16,365	18,554
Interest on the total pension liability	11,914	13,679	8,278	8,043	10,281	9,072
Changes of benefit terms	-	-	-	-	-	-
Differences between expected and actual experience in the measurement of the total pension liability	10,264	21,924	166,164	(22,941)	(49,014)	-
Changes of assumptions or other inputs	(20,414)	156,529	15,307	(11,127)	22,818	(7,942)
Benefit payments	(20,621)	(20,521)	(20,521)	(17,611)	(6,958)	(7,967)
Other changes	-	-	-	-	-	-
Ending balance of the total pension liability	\$ 642,295	\$ 627,615	\$ 429,868	\$ 237,690	\$ 263,319	269,827

The amounts presented for each fiscal year were determined as of the prior fiscal year ending December 31.



Camden County, North Carolina  
 Schedule of Total Pension Liability as a Percentage of Covered Payroll  
 Law Enforcement Officers' Special Separation Allowance  
 June 30, 2022

	2022	2021	2020	2019	2018	2017
Total pension liability	\$ 642,295	\$ 627,615	\$ 429,868	\$ 237,690	\$ 263,319	\$ 269,827
Covered payroll	876,362	917,087	796,360	633,413	699,488	769,983
Total pension liability as a percentage of covered payroll	73.29%	68.44%	53.98%	37.53%	37.64%	35.04%

Notes to the schedules:

Camden County has no assets accumulated in a trust that meets the criteria in paragraph 4 of GASB Statement 73 to pay related benefits.





**Camden County, North Carolina**  
**Schedule of Changes in the Net OPEB Liability and Related Ratios**  
**Healthcare Benefits Plan**  
**For the Year Ended June 30, 2022**

	2022	2021	2020	2019	2018
<b>Total OPEB Liability</b>					
Service cost	\$ 40,638	30,244	55,212	56,912	\$ 61,214
Interest	28,307	40,779	52,879	48,580	42,356
Changes of benefit terms	-	-	-	-	-
Differences between expected and actual experience	(98,395)	4,757	(266,186)	4,942	(24,332)
Changes of assumptions	125,715	119,951	24,788	(43,588)	(75,041)
Benefit payments	(78,954)	(101,376)	(81,084)	(63,376)	(30,464)
<b>Net change in total OPEB liability</b>	<u>17,311</u>	<u>94,355</u>	<u>(214,391)</u>	<u>3,470</u>	<u>(26,267)</u>
<b>Total OPEB liability - beginning</b>	<u>1,279,465</u>	<u>1,185,110</u>	<u>1,399,501</u>	<u>1,396,031</u>	<u>1,422,298</u>
<b>Total OPEB liability - ending</b>	<u>\$ 1,296,776</u>	<u>1,279,465</u>	<u>1,185,110</u>	<u>1,399,501</u>	<u>\$ 1,396,031</u>
County's covered-employee payroll	\$ 1,028,093	1,394,719	1,394,749	1,812,821	\$ 1,812,821
County's OPEB liability as a percentage of its covered-employee payroll	126.13%	91.74%	84.97%	77.20%	77.01%

**Notes to Schedule**

Changes of assumptions: Changes of assumptions and other inputs reflect the effects of changes in the discount rate of each period. The following are the discount rates used in each period:

<u>Fiscal year</u>	<u>Rate</u>
2018	3.56%
2019	3.89%
2020	3.50%
2021	2.21%
2022	2.16%



## GENERAL FUND

---

The General Fund accounts for resources traditionally associated with government that are not required legally or by sound financial management to be accounted for in other funds.

Special Capital Fund is presented separately for budget compliance reporting but is combined with the General Fund in Exhibit 4.

---



**Camden County, North Carolina  
General Fund  
Schedule of Revenues, Expenditures, and  
Changes in Fund Balances - Budget and Actual  
For the Year Ended June 30, 2022**

	Final Budget	Actual	Variance Positive (Negative)
<b>Revenues:</b>			
<b>Ad Valorem Taxes:</b>			
Taxes	\$ 10,110,259	\$ 10,503,253	\$
Penalties and Interest	50,000	60,977	
Total	<u>10,160,259</u>	<u>10,564,230</u>	<u>403,971</u>
<b>Other Taxes and Licenses:</b>			
Local option sales tax	1,160,000	1,772,010	
Telecommunications tax	700,000	691,103	
Scrap tire disposal tax	14,000	16,894	
Video franchise fee	39,000	55,900	
3 Cent Operating	-	319,157	
White goods tax	3,500	5,578	
Medicaid hold harmless	475,000	676,714	
Total	<u>2,391,500</u>	<u>3,537,356</u>	<u>1,145,856</u>
<b>Unrestricted Intergovernmental revenues:</b>			
Beer and wine tax	44,000	41,041	
Payments in lieu of taxes	400	758	
ABC profit distribution	36,000	242,479	
Total	<u>80,400</u>	<u>284,278</u>	<u>203,878</u>
<b>Restricted Intergovernmental:</b>			
State and Federal Grants	1,126,738	1,242,323	
ABC profits for law enforcement	4,200	6,019	
Solid waste disposal tax	305,000	333,073	
Court facilities fees	20,000	18,527	
Total	<u>1,455,938</u>	<u>1,599,942</u>	<u>144,004</u>
<b>Permits and Fees:</b>			
Gun permits	33,500	23,749	
Fines and forfeitures	50,000	56,376	
Register of Deeds	231,000	298,376	
Election fees	-	3,106	
Business registration fee	-	3,249	
Other fees	884,819	18,102	
Building permits and inspections, including land use fees	339,987	183,478	
Total	<u>1,539,306</u>	<u>586,436</u>	<u>(952,870)</u>



**Camden County, North Carolina  
General Fund  
Schedule of Revenues, Expenditures, and  
Changes in Fund Balances - Budget and Actual  
For the Year Ended June 30, 2022**

	Final Budget	Actual	Variance Positive (Negative)
<b>Sales and Services:</b>			
Rent and Concessions	44,681	77,154	
Jail fees	2,000	8,865	
Officer fees	65,593	52,643	
Total	<u>112,274</u>	<u>138,662</u>	<u>26,388</u>
 Investment Earnings: Interest	 <u>31,050</u>	 <u>14,649</u>	 <u>(16,401)</u>
 Miscellaneous:			
Refunds	500	37,903	
Sale of recyclables	10,000	40,019	
Other	44,039	62,158	
Total	<u>54,539</u>	<u>140,080</u>	<u>85,541</u>
 TOTAL REVENUES	 <u>15,825,266</u>	 <u>16,865,633</u>	 <u>1,040,367</u>
 <b>Expenditures:</b>			
<b>General Government:</b>			
Governing body	102,117	92,271	
Administration	915,981	604,852	
Finance	243,501	241,528	
Tax administration	496,249	460,474	
Personnel	75,875	65,281	
Legal	40,000	13,846	
Register of deeds	310,531	322,233	
Elections	144,327	137,192	
Public buildings	458,068	364,968	
Fleet vehicles	7,050	1,965	
Capital outlay	-	-	
Court facilities	62,236	39,996	
Total general government	<u>2,855,935</u>	<u>2,344,606</u>	<u>511,329</u>





**Camden County, North Carolina  
General Fund  
Schedule of Revenues, Expenditures, and  
Changes in Fund Balances - Budget and Actual  
For the Year Ended June 30, 2022**

	Final Budget	Actual	Variance Positive (Negative)
<b>Public Safety:</b>			
Sheriff	2,004,048	1,888,623	
Jail	288,148	261,554	
Regional jail	166,965	162,061	
Juvenile justice and delinquency program	84,128	73,919	
School resource officer	201,155	136,397	
Inspections	231,937	224,904	
Contribution to fire districts	461,783	483,729	
Emergency management	639,807	642,755	
Central communications	303,587	296,171	
Total	<u>4,381,558</u>	<u>4,170,113</u>	<u>211,445</u>
<b>Economic and physical development:</b>			
Economic development	85,702	17,642	
Agricultural extension	175,563	143,729	
Planning	363,010	249,329	
Albemarle commission	9,391	9,391	
Resource conservation and development	750	750	
Soil/water conservation	81,458	75,765	
Total	<u>715,874</u>	<u>496,606</u>	<u>219,268</u>
<b>Human services:</b>			
Health:			
Albemarle mental health	20,000	20,000	
Nutrition program	27,550	27,550	
Regional health	39,539	39,539	
Other health programs	46,058	33,329	
Total human services	<u>133,147</u>	<u>120,418</u>	<u>12,729</u>
Transportation: Traffic	<u>3,060</u>	<u>8,252</u>	<u>(5,192)</u>



**Camden County, North Carolina  
General Fund  
Schedule of Revenues, Expenditures, and  
Changes in Fund Balances - Budget and Actual  
For the Year Ended June 30, 2022**

	Final Budget	Actual	Variance Positive (Negative)
<b>Social services:</b>			
Administration	1,082,065	1,058,686	
Medical travel	5,000	9,030	
County provided assistance	40,000	29,816	
Adoptions	6,700	6,028	
Aid to the blind program	1,097	1,097	
Foster care	47,000	62,617	
Crisis intervention	23,247	13,608	
Work first program	20,000	4,795	
LIEAP expenses	37,628	60,159	
Other assistance	13,200	13,737	
<b>Total social services</b>	<u>1,275,937</u>	<u>1,259,573</u>	<u>16,364</u>
<b>Total Human Services</b>	<u>1,412,144</u>	<u>1,388,243</u>	<u>23,901</u>
<b>Cultural and Recreational:</b>			
Recreation	300,820	305,854	
Library	262,028	258,950	
College of the Albemarle	40,000	40,000	
Senior citizens services	187,172	119,029	
<b>Total Cultural and Recreational</b>	<u>790,020</u>	<u>723,833</u>	<u>66,187</u>
<b>Environmental protection:</b>			
Public works administration	149,827	114,456	
Forestry program	65,480	53,110	
Sanitation	748,715	777,477	
<b>Total environmental protection</b>	<u>964,022</u>	<u>945,043</u>	<u>18,979</u>
<b>Education:</b>			
Public Schools:			
Current Expense	2,620,000	2,620,000	
Capital Outlay	405,878	405,878	
<b>Total Education</b>	<u>3,025,878</u>	<u>3,025,878</u>	<u>-</u>
<b>Debt Service:</b>			
Principal Retirement	566,606	564,218	
Interest and Fees	30,618	30,618	
<b>Total Debt Service</b>	<u>597,224</u>	<u>594,836</u>	<u>2,388</u>
<b>TOTAL EXPENDITURES</b>	<u>14,742,655</u>	<u>13,689,158</u>	<u>1,053,497</u>
Revenues over Expenditures	<u>1,082,611</u>	<u>3,176,475</u>	<u>2,093,864</u>



**Camden County, North Carolina  
General Fund  
Schedule of Revenues, Expenditures, and  
Changes in Fund Balances - Budget and Actual  
For the Year Ended June 30, 2022**

	<u>Final Budget</u>	<u>Actual</u>	<u>Variance Positive (Negative)</u>
Other financing sources (uses):			
Fund Balance Appropriated	492,389	-	
Transfers (to)/from Other Funds:			
Lease liabilities issued	-	35,839	
Special revenue - capital reserve	<u>(1,575,000)</u>	<u>(1,383,014)</u>	
Total Other Financing Sources (Uses)	<u>(1,082,611)</u>	<u>(1,347,175)</u>	<u>(264,564)</u>
 Net change in fund balance	 <u>\$ -</u>	 1,829,300	 <u>\$ 1,829,300</u>
 Fund balances:			
Beginning of year, July 1		<u>7,891,002</u>	
End of year, June 30		<u>\$ 9,720,302</u>	



OTHER MAJOR GOVERNMENTAL FUND

---

Major Governmental Fund - Special Capital Fund-Fire Districts Fund- Courthouse & Shiloh

---





**Camden County, North Carolina  
Special Capital Fund  
Schedule of Revenues, Expenditures, and  
Changes in Fund Balances - Budget and Actual  
For the Year Ended June 30, 2022**

	2022		Variance Favorable (Unfavorable)
	Budget	Actual	
Revenues			
Other taxes	\$	\$ 1,078,334	\$
Land sale		-	
Investment earnings		9,437	
Total Revenue	<u>1,055,000</u>	<u>1,087,771</u>	<u>32,771</u>
Expenditures			
Operating expenses		5,145,179	
Capital outlay		-	
Total Expenditures	<u>6,383,931</u>	<u>5,145,179</u>	<u>1,238,752</u>
Revenues Over (Under) Expenditures	<u>(5,328,931)</u>	<u>(4,057,408)</u>	<u>1,271,523</u>
Other Financing Sources (Uses):			
Transfers from other funds	325,000	-	(325,000)
Proceeds from Lease Purchase	<u>4,633,000</u>	<u>4,633,000</u>	<u>-</u>
Total Other Financing Sources (Uses)	<u>4,958,000</u>	<u>4,633,000</u>	<u>(325,000)</u>
Revenues and Other Financing Sources Over (Under) Expenditures and Other Uses	(370,931)	575,592	946,523
Fund Balance Appropriated	<u>370,931</u>	<u>-</u>	<u>(370,931)</u>
Net change in fund balance	\$ <u>-</u>	575,592	\$ <u>575,592</u>
Fund Balance:			
Beginning of Year, July 1		<u>5,470,594</u>	
End of Year, June 30		\$ <u><u>6,046,186</u></u>	



**Camden County, North Carolina**  
**Fire District Funds - Courthouse and Shiloh**  
**Schedule of Revenues, Expenditures, and**  
**Changes in Fund Balances - Budget and Actual**  
**For the Fiscal Year Ended June 30, 2022**

	2022		Variance Favorable (Unfavorable)
	Final Budget	Actual	
Revenues:			
Ad valorem taxes	\$	\$ 73,612	\$
Restricted intergovernmental		10,000	
Other taxes		294,447	
Investment earnings		532	
Other fees		9,000	
Miscellaneous		4,695	
Total Revenues	<u>596,208</u>	<u>392,286</u>	<u>(203,922)</u>
Expenditures:			
Public safety:			
Salaries and benefits		120	
Operating expenses		187,453	
Capital outlay		245,720	
Debt service: Principal and Interest		-	
Total Expenditures	<u>596,208</u>	<u>433,293</u>	<u>162,915</u>
Revenues Over (Under) Expenditures	<u>-</u>	<u>(41,007)</u>	<u>(41,007)</u>
Other Financing Sources (Uses):			
Proceeds of long-term debt	-	-	-
Transfer to General Fund	-	-	-
Total Other Financing Sources (Uses)	<u>-</u>	<u>-</u>	<u>-</u>
Revenues and Other Financing Sources Over (Under) Uses	-	(41,007)	(41,007)
Fund Balance Appropriated	<u>-</u>	<u>-</u>	<u>-</u>
Net change in fund balance	\$ <u>-</u>	(41,007)	\$ <u>(41,007)</u>
Fund Balance:			
Beginning of Year, July 1		<u>368,777</u>	
End of Year, June 30		\$ <u>327,770</u>	



**Camden County, North Carolina  
School Capital Fund  
Schedule of Revenues, Expenditures, and  
Changes in Fund Balances - Budget and Actual  
For the Fiscal Year Ended June 30, 2022**

	2022		Variance Favorable (Unfavorable)
	Budget	Actual	
Revenues:			
Other taxes	\$	\$ 1,028,846	\$
Local contributions		150,000	
Restricted intergovernmental		1,462,139	
Investment earnings		7,335	
Total Revenues	<u>2,653,000</u>	<u>2,648,320</u>	<u>(4,680)</u>
Expenditures:			
Education:			
Operating expenses		1,780,818	
Debt service: Principal		-	
Debt service: Interest		-	
Total Expenditures	<u>2,653,000</u>	<u>1,780,818</u>	<u>872,182</u>
Revenues Over (Under) Expenditures	<u>-</u>	<u>867,502</u>	<u>867,502</u>
Other Financing Sources (Uses):			
Transfer from other funds	-	1,383,014	1,383,014
Transfer to other funds	<u>-</u>	<u>-</u>	<u>-</u>
Total Other Financing Sources (Uses)	<u>-</u>	<u>1,383,014</u>	<u>1,383,014</u>
Revenues and Other Financing Sources Over (Under) Uses	-	2,250,516	2,250,516
Fund Balance Appropriated	<u>-</u>	<u>-</u>	<u>-</u>
Net change in fund balance	\$ <u>-</u>	2,250,516	\$ <u>2,250,516</u>
Fund Balance:			
Beginning of Year, July 1		<u>2,549,817</u>	
End of Year, June 30		\$ <u>4,800,333</u>	



## SPECIAL REVENUE FUNDS

---

Special Revenue Funds are used to account for specific revenues that are legally restricted to expenditure for particular purposes.

---





Camden County, North Carolina  
 Nonmajor Governmental Funds  
 Combining Balance Sheet  
 June 30, 2022

	Special Revenue Funds										Capital Project Funds							
	Automation Enhancement and Preser- vation Fund	Watershed Fund	Dismal Swamp Visitor Center	South Mills VFD	Joyce Creek Drainage Fund	Community Park Trust	Eco Dev Fund	School Fund	Revaluation Fund	Cares Act 19	Representative Payee Fund	Opted Settlement Fund	Perboe Fund	Total Nonmajor Special Revenue Funds	Scattered Housing Grant	Boat Ramp Grant	Total Nonmajor Capital Project Funds	Total Nonmajor Governmental Funds
<b>Assets:</b>																		
Cash and investments	\$ 3,540	\$ 455,820	\$ 90,190	\$ 104,148	\$ 386,448	\$ -	\$ -	\$ 14,351	\$ 296,685	\$ -	\$ 7,717	\$ -	\$ 1,620	\$ 1,360,519	\$ -	\$ -	\$ -	\$ 1,360,519
Restricted Cash	-	-	-	-	-	1,150	-	-	-	-	320	18,071	-	18,071	-	100,124	100,124	118,195
Accounts receivable	-	-	533	6,609	-	-	-	-	7	-	-	-	-	8,619	-	-	-	8,619
Taxes receivable (net)	-	-	1,551	-	-	-	-	-	-	-	-	-	-	1,551	-	-	-	1,551
<b>Total Assets</b>	<b>\$ 3,540</b>	<b>\$ 455,820</b>	<b>\$ 90,722</b>	<b>\$ 112,308</b>	<b>\$ 386,448</b>	<b>\$ 1,150</b>	<b>\$ -</b>	<b>\$ 14,351</b>	<b>\$ 296,692</b>	<b>\$ -</b>	<b>\$ 8,037</b>	<b>\$ 18,071</b>	<b>\$ 1,620</b>	<b>\$ 1,388,760</b>	<b>\$ 100,124</b>	<b>\$ 100,124</b>	<b>\$ 1,498,884</b>	
<b>Liabilities and Fund Balances:</b>																		
Current liabilities:																		
Accounts payable	\$ -	\$ -	\$ 4,423	\$ -	\$ -	\$ -	\$ -	\$ -	\$ -	\$ -	\$ -	\$ -	\$ -	\$ 4,423	\$ -	\$ -	\$ -	\$ 4,423
Unearned revenue	-	-	-	-	-	-	-	-	-	-	18,071	-	-	18,071	-	-	-	18,071
Due from other funds	-	-	-	-	-	3,127	462,550	-	-	-	-	-	-	465,677	1,255,293	-	1,255,293	1,720,970
Total liabilities	-	-	4,423	-	-	3,127	462,550	-	-	-	18,071	-	-	488,171	1,255,293	-	1,255,293	1,743,464
Deferred Inflows of Resources	-	-	-	1,551	-	-	-	-	-	-	-	-	-	1,551	-	-	-	1,551
Property taxes receivable	-	-	-	1,551	-	-	-	-	-	-	-	-	-	1,551	-	-	-	1,551
Total deferred inflows of resources	-	-	-	1,551	-	-	-	-	-	-	-	-	-	1,551	-	-	-	1,551
<b>Fund Balances:</b>																		
Restricted	-	-	533	6,609	-	1,150	-	-	7	-	320	-	-	8,619	-	-	-	8,619
Stabilization by State Statute	3,540	-	-	-	-	-	-	-	-	-	-	-	-	3,540	-	-	-	3,540
Register of Deeds	-	-	-	-	-	-	-	-	-	-	7,717	-	-	7,717	-	-	-	7,717
Health Services	-	-	-	-	-	-	-	-	-	-	-	-	-	104,148	-	-	-	104,148
Fire Protection	-	-	-	104,148	-	-	-	-	-	-	-	-	-	-	-	-	-	-
Capital	-	-	-	-	-	-	-	-	-	-	-	-	-	296,685	-	-	-	296,685
Tax Revaluation	-	-	-	-	-	-	-	14,351	296,685	-	-	-	-	14,351	-	-	-	14,351
School capital	-	455,820	85,767	-	386,448	(3,127)	(462,550)	-	-	-	-	-	1,620	463,978	(1,255,293)	100,124	(1,155,169)	(691,191)
Economic development	-	455,820	85,767	-	386,448	(3,127)	(462,550)	-	-	-	-	-	1,620	463,978	(1,255,293)	100,124	(1,155,169)	(691,191)
Total fund balances	3,540	455,820	86,300	110,757	386,448	(1,977)	(462,550)	14,351	296,692	-	8,037	-	1,620	899,038	(1,255,293)	100,124	(1,155,169)	(256,131)
<b>Total liabilities, deferred inflows of resources and fund balances</b>	<b>\$ 3,540</b>	<b>\$ 455,820</b>	<b>\$ 90,722</b>	<b>\$ 112,308</b>	<b>\$ 386,448</b>	<b>\$ 1,150</b>	<b>\$ -</b>	<b>\$ 14,351</b>	<b>\$ 296,692</b>	<b>\$ -</b>	<b>\$ 8,037</b>	<b>\$ 18,071</b>	<b>\$ 1,620</b>	<b>\$ 1,388,760</b>	<b>\$ 100,124</b>	<b>\$ 100,124</b>	<b>\$ 1,488,884</b>	



Camden County, North Carolina  
 Nonmajor Governmental Funds  
 Combining Statement of Revenues, Expenditures, and  
 Changes in Fund Balance  
 For the Fiscal Year Ended June 30, 2021

	Special Revenue Funds												Capital Projects Fund			Total Nonmajor Governmental Funds		
	AUP Enhancement and Preserva- tion Fund		Watershed Fund	Dismal Swamp Visitor Center Fund	South Mills-VTD Fund	Joyce Creek Drainage Fund Fund	Community Park Trust Fund	Eco Dev Fund	School Fund	Revoluation Fund	Cares Act 19 Payee Fund	Disped Sediment Fund	Fishes Fund	Total Nonmajor Special Revenue Funds	Scattered Housing Grant		Boat Ramp Grant	Total Nonmajor Capital Project Funds
Revenues:	\$	\$	\$	\$	\$	\$	\$	\$	\$	\$	\$	\$	\$	\$	\$	\$	\$	
Ad Valorem Taxes				47,321	41,834									89,155			89,155	
Other taxes				189,283										192,603			192,603	
Local contributions																		
Donations																		
Investment earnings				273	525	109								2,187			2,187	
Sales														36,672			36,672	
Miscellaneous														46,002			46,002	
Federal and State grants														143,292			143,292	
Fees	7,539	76,051		142,857	10,000									83,690			83,690	
Total revenues	7,544	76,084		246,877	42,339	10,939		3,349	504		6	3		578,449		100,124	678,573	
Expenditures:																		
General government	11,600								64,238					75,838			75,838	
Public safety														100,375			100,375	
Environmental protection		6,254												6,254			6,254	
Economic and physical development										117,950				68,785	224,716		833,501	
Health services										19,034				19,034			19,034	
Educational and recreation														68,658			68,658	
Debt service:																		
Principal retirement														76,488			76,488	
Interest and fees	11,600	6,254		169,462	6,256									36,792			36,792	
Total Expenditures	(3,956)	70,530		33,222	36,103	(57,759)		3,349	(63,734)	(117,944)	(8,599)	3		992,254	(224,716)	(124,592)	1,216,980	
Revenues Over (Under) Expenditures														(413,815)			(538,407)	
Other Financing Sources (Use):																		
Proceeds of long-term debt																		
Transfers from (to) other sources																		
Transfers from (to) CI																		
Transfers from (to) other sources																		
Total other financing sources (uses)																		
Net change in Fund Balance	(3,956)	70,530		33,222	36,103	(57,759)		3,349	(63,734)	(117,944)	(8,599)	3		(413,815)	(224,716)	(124,592)	(538,407)	
Fund balances:																		
Beginning of Year, July 1	7,496	385,290		77,535	350,345	53,780		14,433	11,002	369,626	117,944	1,617		1,312,853	(1,030,577)	(1,090,577)	282,276	
End of year, June 30	3,540	455,820		110,757	386,448	(1,572)		14,351	256,892	-	8,037	1,620		899,038	(1,255,293)	(1,215,169)	(256,891)	



**Camden County, North Carolina**  
**Automation Enhancement and Preservation Fund**  
**Schedule of Revenues, Expenditures, and**  
**Changes in Fund Balances - Budget and Actual**  
**For the Fiscal Year Ended June 30, 2022**

	2022		Variance Favorable (Unfavorable)
	Final Budget	Actual	
Revenues			
Fees	\$	\$ 7,639	\$
Investment Earnings		5	
Other income		-	
Total revenues	<u>11,600</u>	<u>7,644</u>	<u>(3,956)</u>
Expenditures:			
Operating expenses		<u>11,600</u>	
Total Expenditures	<u>11,600</u>	<u>11,600</u>	<u>-</u>
Revenues Over (Under) Expenditures	<u>-</u>	<u>(3,956)</u>	<u>(3,956)</u>
Other Financing Sources (Uses):			
Transfers from Other Funds		-	
Transfers to Other Funds		-	
Total Other Financing Sources (Uses)	<u>-</u>	<u>-</u>	<u>-</u>
Revenues and Other Financing Sources Over (Under) Uses	-	(3,956)	(3,956)
Fund Balance Appropriated	<u>-</u>	<u>-</u>	<u>-</u>
Net change in fund balance	\$ <u>-</u>	(3,956)	\$ <u>(3,956)</u>
Fund Balance:			
Beginning of Year, July 1		<u>7,496</u>	
End of Year, June 30		\$ <u><u>3,540</u></u>	



**Camden County, North Carolina  
Watershed Fund  
Schedule of Revenues, Expenditures, and  
Changes in Fund Balances - Budget and Actual  
For the Fiscal Year Ended June 30, 2022**

	2022		Variance Favorable (Unfavorable)
	Final Budget	Actual	
Revenues			
Fees	\$	\$ 76,051	\$
Grants		-	
Investment earnings		733	
Total revenues	<u>51,125</u>	<u>76,784</u>	<u>(25,659)</u>
Expenditures:			
Operating expenses		6,254	
Total Expenditures	<u>51,125</u>	<u>6,254</u>	<u>44,871</u>
Revenues Over (Under) Expenditures	<u>-</u>	<u>70,530</u>	<u>70,530</u>
Net change in fund balance	-	70,530	70,530
Fund Balance Appropriated	<u>-</u>	<u>-</u>	<u>-</u>
Net change in fund balance	\$ <u>-</u>	70,530	\$ <u>70,530</u>
Fund Balance:			
Beginning of Year, July 1		<u>385,290</u>	
End of Year, June 30		\$ <u>455,820</u>	





**Camden County, North Carolina  
Dismal Swamp Visitor Center  
Schedule of Revenues, Expenditures, and  
Changes in Fund Balances - Budget and Actual  
For the Fiscal Year Ended June 30, 2022**

	2022		Variance Favorable (Unfavorable)
	Final Budget	Actual	
<b>Revenues</b>			
Restricted intergovernmental	\$	\$ 142,857	\$
Sales		36,692	
Local contributions		-	
Total Revenue	<u>1,178,000</u>	<u>179,549</u>	<u>(998,451)</u>
<b>Expenditures</b>			
Salaries and benefits		-	
Operating expenses		169,462	
Total Expenditures	<u>1,178,000</u>	<u>169,462</u>	<u>1,008,538</u>
Revenues Over (Under) Expenditures	<u>-</u>	<u>10,087</u>	<u>10,087</u>
<b>Other Financing Sources (Uses):</b>			
Transfers from other funds	-	-	-
Proceeds from Lease Purchase	-	-	-
Total Other Financing Sources (Uses)	<u>-</u>	<u>-</u>	<u>-</u>
Revenues and Other Financing Sources Over (Under) Expenditures and Other Uses	-	10,087	10,087
Fund Balance Appropriated	<u>-</u>	<u>-</u>	<u>-</u>
Net change in fund balance	<u>\$ -</u>	10,087	<u>\$ 10,087</u>
<b>Fund Balance:</b>			
Beginning of Year, July 1		<u>76,213</u>	
End of Year, June 30		<u>\$ 86,300</u>	



**Camden County, North Carolina  
Fire District Fund - South Mills  
Schedule of Revenues, Expenditures, and  
Changes in Fund Balances - Budget and Actual  
For the Fiscal Year Ended June 30, 2022**

	2022		Variance Favorable (Unfavorable)
	Final Budget	Actual	
<b>Revenues:</b>			
Ad valorem taxes	\$	\$ 47,321	\$
Other taxes		189,283	
Investment earnings		273	
Other grants		10,000	
Other fees		-	
Total Revenues	<u>763,165</u>	<u>246,877</u>	<u>(516,288)</u>
<b>Expenditures:</b>			
Public safety:			
Salaries and benefits		1,970	
Operating expenses		98,405	
Capital outlay		-	
Debt service: Principal and Interest		113,280	
Total Expenditures	<u>782,193</u>	<u>213,655</u>	<u>568,538</u>
Revenues Over (Under) Expenditures	<u>(19,028)</u>	<u>33,222</u>	<u>52,250</u>
<b>Other Financing Sources (Uses):</b>			
Proceeds from Installment Loan	-	-	-
Transfer to General Fund	-	-	-
Total Other Financing Sources (Uses)	<u>-</u>	<u>-</u>	<u>-</u>
Revenues and Other Financing Sources Over (Under) Uses	(19,028)	33,222	52,250
Fund Balance Appropriated	<u>19,028</u>	<u>-</u>	<u>(19,028)</u>
Net change in fund balance	\$ <u><u>-</u></u>	33,222	\$ <u><u>33,222</u></u>
<b>Fund Balance:</b>			
Beginning of Year, July 1		<u>77,535</u>	
End of Year, June 30		<u><u>\$ 110,757</u></u>	



**Camden County, North Carolina  
 Drainage Fund - Joyce Creek  
 Schedule of Revenues, Expenditures, and  
 Changes in Fund Balances - Budget and Actual  
 For the Fiscal Year Ended June 30, 2022**

	2022		Variance Favorable (Unfavorable)
	Final Budget	Actual	
Revenues:			
Ad valorem taxes	\$	\$ 41,834	\$
Grants		-	
Investment earnings		525	
Total Revenues	<u>45,085</u>	<u>42,359</u>	<u>(2,726)</u>
Expenditures:			
Environmental Protection:			
Operating expenses		6,256	
Capital outlay		-	
Total Expenditures	<u>45,085</u>	<u>6,256</u>	<u>38,829</u>
Revenues Over (Under) Expenditures	<u>-</u>	<u>36,103</u>	<u>36,103</u>
Other Financing Sources (Uses):			
Proceeds from Installment Loan	-	-	-
Transfer to General Fund	-	-	-
Total Other Financing Sources (Uses)	<u>-</u>	<u>-</u>	<u>-</u>
Revenues and Other Financing Sources Over (Under) Uses	-	36,103	36,103
Fund Balance Appropriated	<u>-</u>	<u>-</u>	<u>-</u>
Net change in fund balance	\$ <u>-</u>	36,103	\$ <u>36,103</u>
Fund Balance:			
Beginning of Year, July 1		<u>350,345</u>	
End of Year, June 30		\$ <u>386,448</u>	



**Camden County, North Carolina  
Community Park Trust Fund  
Schedule of Revenues, Expenditures, and  
Changes in Fund Balances - Budget and Actual  
For the Fiscal Year Ended June 30, 2022**

	2022		Variance Favorable (Unfavorable)
	Final Budget	Actual	
Revenues			
Restricted Intergovernmental	\$	\$ -	\$
Local Contributions		10,830	
Investment earnings		109	
Total Revenue	<u>75,500</u>	<u>10,939</u>	<u>(64,561)</u>
Expenditures			
Operating expenses		68,698	
Capital outlay		-	
Total Expenditures	<u>75,500</u>	<u>68,698</u>	<u>6,802</u>
Revenues Over (Under) Expenditures	<u>-</u>	<u>(57,759)</u>	<u>(57,759)</u>
Other Financing Sources (Uses):			
Transfers from other funds	-	-	-
Proceeds from Lease Purchase	-	-	-
Total Other Financing Sources (Uses)	<u>-</u>	<u>-</u>	<u>-</u>
Revenues and Other Financing Sources Over (Under) Expenditures and Other Uses	-	(57,759)	(57,759)
Fund Balance Appropriated	-	-	-
Net change in fund balance	\$ <u>-</u>	\$ (57,759)	\$ <u>(57,759)</u>
Fund Balance:			
Beginning of Year, July 1		<u>55,782</u>	
End of Year, June 30		\$ <u>(1,977)</u>	





**Camden County, North Carolina**  
**Eco Dev Fund**  
**Schedule of Revenues, Expenditures, and**  
**Changes in Fund Balances - Budget and Actual**  
**For the Fiscal Year Ended June 30, 2022**

	2022		Variance Favorable (Unfavorable)
	Final Budget	Actual	
<b>Revenues</b>			
Restricted Intergovernmental	\$	\$ -	\$
Local contributions		-	
Miscellaneous		-	
Investment earnings		-	
Total Revenue	<u>700,168</u>	<u>-</u>	<u>(700,168)</u>
<b>Expenditures</b>			
Operating expenses		315,117	
Capital outlay		-	
Total Expenditures	<u>739,868</u>	<u>315,117</u>	<u>424,751</u>
Revenues Over (Under) Expenditures	<u>(39,700)</u>	<u>(315,117)</u>	<u>(275,417)</u>
<b>Other Financing Sources (Uses):</b>			
Transfers from other funds	-	-	-
Proceeds from Lease Purchase	-	-	-
Total Other Financing Sources (Uses)	<u>-</u>	<u>-</u>	<u>-</u>
Revenues and Other Financing Sources Over (Under) Expenditures and Other Uses	(39,700)	(315,117)	(275,417)
Fund Balance Appropriated	<u>39,700</u>	<u>-</u>	<u>(39,700)</u>
Net change in fund balance	\$ <u>-</u>	(315,117)	\$ <u>(315,117)</u>
<b>Fund Balance:</b>			
Beginning of Year, July 1		<u>(147,433)</u>	
End of Year, June 30		\$ <u>(462,550)</u>	



**Camden County, North Carolina  
School Fund  
Schedule of Revenues, Expenditures, and  
Changes in Fund Balances - Budget and Actual  
For the Fiscal Year Ended June 30, 2022**

	2022		Variance Favorable (Unfavorable)
	Final Budget	Actual	
<b>Revenues</b>			
Tax penalties and interest	\$	\$ 3,320	\$
Investment earnings		29	
Total Revenue	<u>3,100</u>	<u>3,349</u>	<u>249</u>
<b>Expenditures</b>			
Operating expenses		-	
Capital outlay		-	
Total Expenditures	<u>8,100</u>	<u>-</u>	<u>8,100</u>
Revenues Over (Under) Expenditures	<u>(5,000)</u>	<u>3,349</u>	<u>8,349</u>
<b>Other Financing Sources (Uses):</b>			
Transfers from other funds	-	-	-
Proceeds from Lease Purchase	-	-	-
Total Other Financing Sources (Uses)	<u>-</u>	<u>-</u>	<u>-</u>
Revenues and Other Financing Sources Over (Under) Expenditures and Other Uses	(5,000)	3,349	8,349
Fund Balance Appropriated	<u>5,000</u>	<u>-</u>	<u>(5,000)</u>
Net change in fund balance	\$ <u>-</u>	3,349	\$ <u>3,349</u>
<b>Fund Balance:</b>			
Beginning of Year, July 1		<u>11,002</u>	
End of Year, June 30		\$ <u>14,351</u>	



**Camden County, North Carolina  
Revaluation Fund  
Schedule of Revenues, Expenditures, and  
Changes in Fund Balances - Budget and Actual  
For the Fiscal Year Ended June 30, 2022**

	2022		Variance Favorable (Unfavorable)
	Final Budget	Actual	
Revenues			
Ad Valorem taxes	\$	\$ -	\$
Investment earnings		504	
Total Revenue	<u>500</u>	<u>504</u>	<u>4</u>
Expenditures			
Operating expenses		64,238	
Capital outlay		-	
Total Expenditures	<u>152,000</u>	<u>64,238</u>	<u>87,762</u>
Revenues Over (Under) Expenditures	<u>(151,500)</u>	<u>(63,734)</u>	<u>87,766</u>
Other Financing Sources (Uses):			
Transfers from other funds		-	-
Proceeds from Lease Purchase		-	-
Total Other Financing Sources (Uses)	<u>-</u>	<u>-</u>	<u>-</u>
Revenues and Other Financing Sources Over (Under) Expenditures and Other Uses	<u>(151,500)</u>	<u>(63,734)</u>	<u>87,766</u>
Fund Balance Appropriated	<u>151,500</u>	<u>-</u>	<u>(151,500)</u>
Net change in fund balance	<u>\$ -</u>	<u>(63,734)</u>	<u>\$ (63,734)</u>
Fund Balance:			
Beginning of Year, July 1		<u>360,426</u>	
End of Year, June 30		<u>\$ 296,692</u>	



**Camden County, North Carolina  
Cares Act 19  
Schedule of Revenues, Expenditures, and  
Changes in Fund Balances - Budget and Actual  
For the Fiscal Year Ended June 30, 2022**

	2022		Variance Favorable (Unfavorable)
	Final Budget	Actual	
Revenues			
Ad Valorem taxes	\$	\$ -	\$
Investment earnings		6	
Restricted Intergovernmental		-	
Total Revenue	<u>725,500</u>	<u>6</u>	<u>(725,494)</u>
Expenditures			
Operating expenses		117,950	
Capital outlay		-	
Total Expenditures	<u>725,500</u>	<u>117,950</u>	<u>607,550</u>
Revenues Over (Under) Expenditures	<u>-</u>	<u>(117,944)</u>	<u>(117,944)</u>
Other Financing Sources (Uses):			
Transfers from other funds	-	-	-
Proceeds from Lease Purchase	-	-	-
Total Other Financing Sources (Uses)	<u>-</u>	<u>-</u>	<u>-</u>
Revenues and Other Financing Sources Over (Under) Expenditures and Other Uses	-	(117,944)	(117,944)
Fund Balance Appropriated		-	-
Net change in fund balance	\$ <u>-</u>	(117,944)	\$ <u>(117,944)</u>
Fund Balance:			
Beginning of Year, July 1		<u>117,944</u>	
End of Year, June 30		<u>\$ -</u>	





**Camden County, North Carolina**  
**Representative Payee Fund**  
**Schedule of Revenues, Expenditures, and**  
**Changes in Fund Balances - Budget and Actual**  
**For the Fiscal Year Ended June 30, 2022**

	2022		Variance Favorable (Unfavorable)
	Final Budget	Actual	
Revenues			
Ad Valorem taxes	\$	\$ -	\$
Investment earnings		-	
Miscellaneous		10,435	
Total Revenue	<u>20,500</u>	<u>10,435</u>	<u>(10,065)</u>
Expenditures			
Operating expenses		19,034	
Capital outlay		-	
Total Expenditures	<u>20,500</u>	<u>19,034</u>	<u>1,466</u>
Revenues Over (Under) Expenditures	<u>-</u>	<u>(8,599)</u>	<u>(8,599)</u>
Other Financing Sources (Uses):			
Transfers from other funds	-	-	-
Proceeds from Lease Purchase	-	-	-
Total Other Financing Sources (Uses)	<u>-</u>	<u>-</u>	<u>-</u>
Revenues and Other Financing Sources Over (Under) Expenditures and Other Uses	-	(8,599)	(8,599)
Fund Balance Appropriated		-	-
Net change in fund balance	\$ <u>-</u>	(8,599)	\$ <u>(8,599)</u>
Fund Balance:			
Beginning of Year, July 1		<u>16,636</u>	
End of Year, June 30		<u>\$ 8,037</u>	



Camden County, North Carolina  
 Ferbee Fund  
 Schedule of Revenues, Expenditures, and  
 Changes in Fund Balances - Budget and Actual  
 For the Fiscal Year Ended June 30, 2022

	2022		Variance Favorable (Unfavorable)
	Final Budget	Actual	
Revenues			
Ad Valorem taxes	\$	\$ -	\$
Investment earnings		3	
Restricted Intergovernmental		-	
Total Revenue	<u>5,000</u>	<u>3</u>	<u>(4,997)</u>
Expenditures			
Operating expenses		-	
Capital outlay		-	
Total Expenditures	<u>5,000</u>	<u>-</u>	<u>5,000</u>
Revenues Over (Under) Expenditures	<u>-</u>	<u>3</u>	<u>3</u>
Other Financing Sources (Uses):			
Transfers from other funds	-	-	-
Proceeds from Lease Purchase	-	-	-
Total Other Financing Sources (Uses)	<u>-</u>	<u>-</u>	<u>-</u>
Revenues and Other Financing Sources Over (Under) Expenditures and Other Uses	-	3	3
Fund Balance Appropriated		-	-
Net change in fund balance	\$ <u>-</u>	3	\$ <u>3</u>
Fund Balance:			
Beginning of Year, July 1		<u>1,617</u>	
End of Year, June 30		<u>\$ 1,620</u>	



**Camden County, North Carolina  
Opioid Settlement Fund  
Schedule of Revenues, Expenditures, and  
Changes in Fund Balances - Budget and Actual  
For the Fiscal Year Ended June 30, 2022**

	2022		Variance Favorable (Unfavorable)
	Final Budget	Actual	
Revenues			
Ad Valorem taxes	\$	\$ -	\$
Investment earnings		-	
Restricted Intergovernmental		-	
Total Revenue	<u>20,000</u>	<u>-</u>	<u>(20,000)</u>
Expenditures			
Operating expenses		-	
Capital outlay		-	
Total Expenditures	<u>20,000</u>	<u>-</u>	<u>20,000</u>
Revenues Over (Under) Expenditures	<u>-</u>	<u>-</u>	<u>-</u>
Other Financing Sources (Uses):			
Transfers from other funds	-	-	-
Proceeds from Lease Purchase	-	-	-
Total Other Financing Sources (Uses)	<u>-</u>	<u>-</u>	<u>-</u>
Revenues and Other Financing Sources Over (Under) Expenditures and Other Uses	<u>-</u>	<u>-</u>	<u>-</u>
Fund Balance Appropriated		-	-
Net change in fund balance	<u>\$ -</u>	<u>-</u>	<u>\$ -</u>
Fund Balance:			
Beginning of Year, July 1		-	
End of Year, June 30		<u>\$ -</u>	



## CAPITAL PROJECTS FUNDS

---

Capital Projects Funds are used to account for the acquisition and construction of major capital facilities other than those financed by proprietary funds

---





Camden County, North Carolina  
 Scattered Housing Capital Projects Fund  
 Schedule of Revenues, Expenditures, and  
 Changes in Fund Balances - Budget and Actual  
 From Inception and For the Fiscal Year Ended June 30, 2022

	Project Author - ization	Prior Years	Actual Current Year	Total to Date	Variance Favorable (Unfavorable)
<b>Revenues:</b>					
Restricted:					
Restricted Intergovernmental	\$ 1,000,000	\$ -	\$ -	\$ -	\$ -
Grant 11-C-2305	-	-	-	-	-
Grant 05-C-1356	658,355	-	-	-	-
Grant 08-C-1817	242,676	-	-	-	-
SFR 12 Grant	80,891	-	-	-	-
SRSF Grant	256,933	-	-	-	-
Total Revenues	<u>2,238,855</u>	<u>1,521,779</u>	<u>-</u>	<u>1,521,779</u>	<u>(717,076)</u>
<b>Expenditures:</b>					
Current:					
Economic and physical development:	<u>2,238,855</u>	<u>2,554,488</u>	<u>224,716</u>	<u>2,779,204</u>	<u>(540,349)</u>
Revenues over expenditures	<u>-</u>	<u>(1,032,709)</u>	<u>(224,716)</u>	<u>(1,257,425)</u>	<u>(1,257,425)</u>
<b>Other Financing Sources (Uses):</b>					
Transfers in (out)	-	-	-	-	-
Local contribution	<u>-</u>	<u>2,132</u>	<u>-</u>	<u>2,132</u>	<u>(2,132)</u>
Total Other Financing Sources (Uses)	<u>-</u>	<u>2,132</u>	<u>-</u>	<u>2,132</u>	<u>(2,132)</u>
Net change in fund balance	<u>\$ -</u>	<u>\$ (1,030,577)</u>	<u>\$ (224,716)</u>	<u>\$ (1,255,293)</u>	<u>\$ (1,255,293)</u>
<b>Fund Balance:</b>					
Beginning of Year, July 1			<u>(1,030,577)</u>		
End of Year, June 30			<u>\$ (1,255,293)</u>		



Camden County, North Carolina  
 Boat Ramp Grant Capital Projects Fund  
 Schedule of Revenues, Expenditures, and  
 Changes in Fund Balances - Budget and Actual  
 From Inception and For the Fiscal Year Ended June 30, 2022

	Project Author - ization	Prior Years	Actual Current Year	Total to Date	Variance Favorable (Unfavorable)
Revenues:					
Restricted:					
Restricted Intergovernmental	\$ 125,000	\$ -	\$ 100,124	\$ 100,124	\$ -
Total Revenues	<u>125,000</u>	<u>-</u>	<u>100,124</u>	<u>100,124</u>	<u>(24,876)</u>
Expenditures:					
Current:					
Economic and physical development:	<u>125,000</u>	<u>-</u>	<u>-</u>	<u>-</u>	<u>125,000</u>
Revenues over expenditures	<u>-</u>	<u>-</u>	<u>100,124</u>	<u>100,124</u>	<u>100,124</u>
Other Financing Sources (Uses):					
Transfers in (out)	-	-	-	-	-
Local contribution	-	-	-	-	-
Total Other Financing Sources (Uses)	<u>-</u>	<u>-</u>	<u>-</u>	<u>-</u>	<u>-</u>
Net change in fund balance	<u>\$ -</u>	<u>\$ -</u>	<u>\$ 100,124</u>	<u>\$ 100,124</u>	<u>\$ 100,124</u>
Fund Balance:			-		
Beginning of Year, July 1					
End of Year, June 30			<u>\$ 100,124</u>		



## PROPRIETARY FUNDS

---

Enterprise Funds are used to account for operations that are financed and operated in a manner similar to private business enterprises - where the intent of the governing body is that the costs of providing goods and services to the general public on a continuing basis be financed or recovered primarily through user charges; or where the governing body has decided that periodic determination of net income is appropriate for accountability purposes.

---



**Camden County, North Carolina**  
**Enterprise Fund - Water & Sewer District**  
**Schedule of Revenues and Expenditures**  
**Budget and Actual - (Non-GAAP)**  
**For the Fiscal Year Ended June 30, 2022**

	2022		Variance Positive (Negative)
	Final Budget	Actual	
<b>Revenues:</b>			
<b>Operating Revenues</b>			
Water sales	\$	\$ 1,471,970	\$
Tap on Fees		149,067	
Penalties		35,730	
Miscellaneous		-	
Total water sales	<u>1,558,001</u>	<u>1,656,767</u>	<u>98,766</u>
Waste water sales	<u>100,000</u>	<u>164,399</u>	<u>64,399</u>
Total waste water sales	<u>100,000</u>	<u>164,399</u>	<u>64,399</u>
Total Operating Revenues	<u>1,658,001</u>	<u>1,821,166</u>	<u>163,165</u>
<b>Nonoperating Revenues</b>			
Interest on Investments	<u>2,000</u>	<u>(5,586)</u>	<u>(7,586)</u>
Total Revenues	<u>1,660,001</u>	<u>1,815,580</u>	<u>155,579</u>
<b>Expenditures:</b>			
<b>Reverse osmosis plant</b>			
Salaries and employee benefits		272,773	
Repairs and maintenance		36,427	
Chemicals		36,636	
Utilities		101,382	
Operating expenses		85,163	
Total	<u>541,310</u>	<u>532,381</u>	<u>8,929</u>
<b>Water distribution:</b>			
Salaries and employee benefits		263,393	
Repairs and maintenance		30,529	
Supplies		16,504	
Contracted services		65,658	
Operating expenses		94,519	
Total	<u>368,850</u>	<u>470,603</u>	<u>(101,753)</u>





**Camden County, North Carolina**  
**Enterprise Fund - Water & Sewer District**  
**Schedule of Revenues and Expenditures**  
**Budget and Actual - (Non-GAAP)**  
**For the Fiscal Year Ended June 30, 2022**

	2022		Variance Positive (Negative)
	Final Budget	Actual	
Waste Water treatment:			
Salaries and employee benefits		83,049	
Repairs and maintenance		64,458	
Utilities		34,800	
Chemicals		31,657	
Supplies		1,330	
Operating expenses		58,884	
Total	<u>460,933</u>	<u>274,178</u>	<u>186,755</u>
Budgetary Appropriations:			
Capital Outlay		-	
Interest Paid		94,856	
Debt Principal		276,390	
Total	<u>1,903,654</u>	<u>371,246</u>	<u>1,532,408</u>
Total Expenditures	<u>3,274,747</u>	<u>1,648,408</u>	<u>1,626,339</u>
Revenues Over (Under) Expenditures	<u>(1,614,746)</u>	<u>167,172</u>	<u>1,781,918</u>
Other Financing Sources and (Uses):			
Total Other Financing Sources (Uses)	<u>-</u>	<u>-</u>	<u>-</u>
Revenues and Other Sources Over (Under) Expenses and Other Uses	<u>(1,614,746)</u>	<u>167,172</u>	<u>1,781,918</u>
Appropriated Fund Balance	<u>1,614,746</u>	<u>-</u>	<u>(1,614,746)</u>
Revenues, Other Sources and Appropriated Fund Balance Over (Under) Expenditures and Other Uses	<u>\$ -</u>	<u>\$ 167,172</u>	<u>\$ 167,172</u>



Camden County, North Carolina  
 Enterprise Fund - Water & Sewer District  
 Schedule of Revenues and Expenditures  
 Budget and Actual - (Non-GAAP)  
 For the Fiscal Year Ended June 30, 2022

	2022		Variance Positive (Negative)
	Final Budget	Actual	
<b>Reconciliation from Budgetary Basis (Modified Accrual) to Full Accrual:</b>			
Revenues, Other Sources and Appropriated Fund Balance Over (Under)			
Expenditures and Other Uses		\$ 167,172	
Reconciling items:			
Capital Outlay		-	
Principal Payments		276,390	
Change in accrued vacation pay		4,452	
(Increase) decrease in net pension liability		103,838	
Increase (decrease) in deferred outflows of resources for pensions		21,528	
(Increase) decrease in deferred inflows of resources for pensions		(106,790)	
Change in accrued OPEB		(1,731)	
Change in accrued interest		(194)	
Other income from Water Capital Projects Fund		116,667	
Interest income from Water Capital Projects Fund		10,824	
Capital contributions in Water Capital Project Fund		-	
Depreciation		(655,959)	
Total reconciling items		(230,975)	
Change in net position		\$ (63,803)	



**Camden County, North Carolina**  
**Water and Sewer District Capital Projects Fund**  
**Schedule of Revenues, Expenditures, and**  
**Changes in Fund Balances - Budget and Actual**  
**From Inception and For the Fiscal Year Ended June 30, 2022**

	Project Author - ization	Actual		Total to Date	Variance Favorable (Unfavorable)
		Prior Years	Current Year		
<b>Revenues:</b>					
Restricted intergovernmental - Rural Center	\$ 3,400,000	\$ 3,489,950	\$ -	\$ 3,489,950	\$ 89,950
Restricted intergovernmental - CWMTF Funds	3,564,011	3,096,007	-	3,096,007	(468,004)
Restricted intergovernmental - CDBG	600,000	600,000	-	600,000	-
Other	75,905	1,149,745	116,667	1,266,412	1,190,507
Interest Income	-	35,609	1,979	37,588	37,588
<b>Total Revenues</b>	<u>7,639,916</u>	<u>8,371,311</u>	<u>118,646</u>	<u>8,489,957</u>	<u>850,041</u>
<b>Expenditures:</b>					
<b>Sewer Construction:</b>					
Legal fees		51,292	-	51,292	
Land		70,360	-	70,360	
Engineering		445,701	-	445,701	
Collection system		1,463,078	-	1,463,078	
Construction		6,818,231	-	6,818,231	
Spray fields		302,362	-	302,362	
Fund reserves		73,448	43,416	116,864	
<b>Total</b>	<u>11,089,899</u>	<u>9,224,472</u>	<u>43,416</u>	<u>9,267,888</u>	<u>1,822,011</u>
Revenues over expenditures	(3,449,983)	(853,161)	75,230	(777,931)	2,672,052
<b>Other Financing Sources (Uses):</b>					
Fund balance appropriated	1,132,861	-	-	-	1,132,861
Revolving loan funds	1,367,122	1,307,809	-	1,307,809	59,313
Transfers in	950,000	582,291	-	582,291	367,709
<b>Total Other Financing Sources (Uses)</b>	<u>3,449,983</u>	<u>1,890,100</u>	<u>-</u>	<u>1,890,100</u>	<u>1,559,883</u>
Revenues, Other Sources Over (Under) Expenditures and Other Uses	\$ <u>-</u>	\$ <u>1,036,939</u>	<u>75,230</u>	\$ <u>1,112,169</u>	\$ <u>1,112,169</u>



**Camden County, North Carolina**  
**Water and Sewer District Capital Projects Fund**  
**Schedule of Revenues, Expenditures, and**  
**Changes in Fund Balances - Budget and Actual**  
**From Inception and For the Fiscal Year Ended June 30, 2022**

	Project Author - ization	Prior Years	Actual Current Year	Total to Date	Variance Favorable (Unfavorable)
<b>Revenues:</b>					
Restricted intergovernmental - CWMTF	\$ 1,464,100	\$ 2,425,766	\$ -	\$ 2,425,766	\$ 961,666
Restricted intergovernmental - RC Grant	649,875	693,600	-	693,600	43,725
Restricted intergovernmental - Golden Leaf	200,000	200,000	-	200,000	-
Restricted intergovernmental - DOT Grant	269,810	276,868	-	276,868	7,058
Other	-	75,099	-	75,099	75,099
Interest Income	-	87,356	8,845	96,201	96,201
Total Revenues	<u>2,583,785</u>	<u>3,758,689</u>	<u>8,845</u>	<u>3,767,534</u>	<u>1,183,749</u>
<b>Expenditures:</b>					
Sewer improvements	5,519,510	5,519,070	-	5,519,070	440
Professional services	115,000	19,796	-	19,796	95,204
Fund reserves	-	-	-	-	-
Total	<u>5,634,510</u>	<u>5,538,866</u>	<u>-</u>	<u>5,538,866</u>	<u>95,644</u>
Revenues over expenditures	(3,050,725)	(1,780,177)	8,845	(1,771,332)	1,279,393
<b>Other Financing Sources (Uses):</b>					
Fund balance appropriated	35,725	-	-	-	(35,725)
Debt proceeds	2,800,000	2,800,000	-	2,800,000	-
Transfers In	215,000	-	-	-	(215,000)
Total Other Financing Sources (Uses)	<u>3,050,725</u>	<u>2,800,000</u>	<u>-</u>	<u>2,800,000</u>	<u>(250,725)</u>
Revenues, Other Sources Over (Under) Expenditures and Other Uses	<u>\$ -</u>	<u>\$ 1,019,823</u>	<u>8,845</u>	<u>\$ 1,028,668</u>	<u>\$ 1,530,118</u>





## OTHER SCHEDULES

---

This section includes additional information on property taxes.

---

- Schedule of Ad Valorem Taxes Receivable
- Analysis of Current Tax Levy
- Secondary Market Disclosures
- Ten Largest Taxpayers



**Camden County, North Carolina  
General Fund  
Schedule of Ad Valorem Taxes Receivable  
June 30, 2022**

<u>Fiscal Year</u>	<u>Uncollected Balance July 1, 2021</u>	<u>Additions</u>	<u>Collections And Credits</u>	<u>Uncollected Balance June 30, 2022</u>
2021-2022	\$	\$ 10,637,273	\$ 10,443,124	\$ 194,149
2019-2020	146,419	6,238	81,894	70,763
2018-2019	64,712	6,248	37,260	33,700
2017-2018	28,923	3,743	11,977	20,689
2016-2017	21,175	-	7,399	13,776
2015-2016	9,163	-	-	9,163
2014-2015	6,792	-	-	6,792
2013-2014	9,894	-	4	9,890
2012-2013	6,839	-	-	6,839
2011-2012	5,684	-	-	5,684
2010-2011	4,572	-	4,572	-
<b>TOTALS</b>	<b>\$ <u>304,173</u></b>	<b>\$ <u>10,653,502</u></b>	<b>\$ <u>10,586,230</u></b>	<b>\$ <u>371,445</u></b>
				<u>(124,000)</u>
				<b>\$ <u>247,445</u></b>
 <u>Reconciliation with revenues:</u>				
				\$ 10,564,230
				Reconciling items:
				Penalties and Interest (60,977)
				Collection of Old Taxes -
				Release <u>82,977</u>
				Total Reconciling Items <u>22,000</u>
				Total Collections and Credits \$ <u>10,586,230</u>



**Camden County, North Carolina  
Analysis of Current Tax Levy  
County - Wide Levy  
For the Fiscal Year Ended June 30, 2022**

	County - wide			Total Levy	
	Property Valuation	Rate	Amount of Levy	Property excluding Registered Motor Vehicles	Registered Motor Vehicles
Original levy:					
Property Taxes at Current Year Rate	\$ 1,540,661,449	0.6900%	\$ 10,630,564	\$ 9,439,145	\$ 1,191,419
Total Original Levy	<u>1,540,661,449</u>		<u>10,630,564</u>	<u>9,439,145</u>	<u>1,191,419</u>
Discoveries:					
Current year taxes	734,493	0.6900%	5,068	5,068	-
Total Discoveries	<u>734,493</u>		<u>5,068</u>	<u>5,068</u>	<u>-</u>
Abatements					
Current Year Taxes	237,826	0.6900%	1,641	1,641	-
Total Abatements	<u>237,826</u>		<u>1,641</u>	<u>1,641</u>	<u>-</u>
Total for Year	\$ <u>1,541,633,768</u>		10,637,273	9,445,854	1,191,419
Uncollected taxes at June 30, 2022			<u>194,149</u>	<u>194,149</u>	<u>-</u>
Current year's taxes collected			\$ <u>10,443,124</u>	\$ <u>9,251,705</u>	\$ <u>1,191,419</u>
Current levy collection percentage			<u>98.17%</u>	<u>97.94%</u>	<u>100.00%</u>



**Camden County, North Carolina  
 Analysis of Current Tax Levy  
 County - wide Levy  
 For the Fiscal Year Ended June 30, 2022**

---

**Secondary Market Disclosures:**

Assessed Valuation:	
Assessment Ratio <sup>1</sup>	
Real Property	\$ 1,014,735,214
Personal Property <sup>3</sup>	478,813,107
Public Service Companies <sup>2</sup>	<u>48,085,447</u>
Total Assessed Valuation	<u>1,541,633,768</u>
Tax Rate per \$100	
Levy (includes discoveries, releases and abatements) <sup>3</sup>	<u>\$ 10,637,273</u>

In addition to the County-wide rate, the following table lists the levies by the County on behalf and fire protection districts for the fiscal year ended June 30:

Fire Protection Districts	<u>\$ 120,933</u>
---------------------------	-------------------

<sup>1</sup> Percentage of appraised value has been established by statute.

<sup>2</sup> Valuation of railroads, telephone companies and other utilities as determined by the North Carolina Property Tax Commission.

<sup>3</sup> The levy includes penalties and multi-rate for motor vehicles.






**Camden County, North Carolina  
Schedule of Ten Largest Taxpayers  
For the Fiscal Year Ended June 30, 2022**

<b>Taxpayer</b>	<b>Type of Business</b>	<b>2021 Assessed Valuation</b>	<b>Percentage of Total Assessed Valuation</b>
Stonebriar Commercial	Real Estate	\$ 57,970,725	4.15%
Northern Agriculture III LLC	Agricultural	16,830,580	1.20%
Albemarle Elec Membership Corp	Utility	10,707,681	0.78%
Dominion North Carolina Power	Utility	9,736,957	0.62%
Blue Sky Development, LLC	Apartment Complex	7,703,768	0.55%
Jonathan S Crouse	Real Estate	5,646,812	0.55%
Eastern Carolina Const., Inc.	Real Estate	5,595,942	0.27%
John E Ferebee Farming, Inc.	Waste Disposal & Collection	4,336,087	0.26%
Academi Training Center, Inc.	Training Facility	3,287,681	0.27%
Camden Realty Groupo	Real Estate	2,971,449	0.21%
<b>Total</b>		<b>\$ <u>124,787,681</u></b>	<b><u>8.86%</u></b>



## COMPLIANCE SECTION





Thompson, Price, Scott, Adams & Co., P.A.  
4024 Oleander Drive Suite 103  
Wilmington, NC 28403  
Telephone (910) 791-4872  
Fax (910) 239-8294

---

**Report on Internal Control Over Financial Reporting And On Compliance  
And Other Matters Based On An Audit Of Financial Statements  
Performed In Accordance With *Government Auditing Standards***

**Independent Auditor's Report**

To the Board of County Commissioners  
Camden County, North Carolina

We have audited, in accordance with the auditing standards generally accepted in the United States of America and the standards applicable to financial audits contained in *Government Auditing Standards* issued by the Comptroller General of the United States, the accompanying financial statements of the governmental activities, the business-type activities, the discretely presented component units, each major fund, and the aggregate remaining fund information of Camden County, North Carolina, as of and for the year ended June 30, 2022, and the related notes to the financial statement, which collectively comprises Camden County's basic financial statements, and have issued our report thereon dated November 28, 2022. Our report includes a reference to other auditors who audited the financial statements of the Camden County ABC Board, as described in our report on Camden County's financial statements. This report does not include the results of the other auditors' testing of internal control over financial reporting or compliance and other matters that are reported separately by those auditors. The financial statements of Camden County ABC Board and Camden County TDA were not audited in accordance with *Government Auditing Standards*.

**Report on Internal Control Over Financial Reporting**

In planning and performing our audit of the financial statements, we considered Camden County's internal control over financial reporting (internal control) as a basis for designing audit procedures that are appropriate in the circumstances for the purpose of expressing our opinions on the financial statements, but not for the purpose of expressing an opinion on the effectiveness of Camden County's internal control. Accordingly, we do not express an opinion on the effectiveness of the County's internal control.

*A deficiency in internal control* exists when the design or operation of a control does not allow management or employees, in the normal course of performing their assigned functions, to prevent or detect and correct misstatements on a timely basis. *A material weakness* is a deficiency, or a combination of deficiencies, in internal control such that there is a reasonable possibility that a material misstatement of the entity's financial statements will not be prevented, or detected and corrected on a timely basis. *A significant deficiency* is a deficiency



or combination of deficiencies, in internal control that is less severe than a material weakness, yet important enough to merit attention by those charged with governance.

Our consideration of internal control was for limited purpose described in the first paragraph of this section and was not designed to identify all deficiencies in internal control over financial reporting that might be material weaknesses or significant deficiencies. Given these limitations, during our audit we did not identify any deficiencies in internal control that we consider to be material weaknesses. However, material weaknesses may exist that have not been identified.

### **Report on Compliance and Other Matters**

As part of obtaining reasonable assurance about whether Camden County's financial statements are free from material misstatement, we performed tests of its compliance with certain provisions of laws, regulations, contracts, and grant agreements, noncompliance with which could have a direct and material effect on the determination of financial statement amounts. However, providing an opinion on compliance with those provisions was not an objective of our audit, and accordingly, we do not express such an opinion. The results of our tests disclosed no instances of noncompliance or other matters that are required to be reported under *Government Auditing Standards*.

### **Purpose of this Report**

The purpose of this report is solely to describe the scope of our testing of internal control and compliance and the result of that testing, and not to provide an opinion on the effectiveness of the entity's internal control or on compliance. This report is an integral part of an audit performed in accordance with *Government Auditing Standards* in considering the entity's internal control and compliance. Accordingly, this communication is not suitable for any other purpose.

Thompson, Price, Scott, Adams & Co., PA  
Wilmington, North Carolina  
November 28, 2022







Thompson, Price, Scott, Adams & Co., P.A.  
4024 Oleander Drive Suite 103  
Wilmington, North Carolina 28403  
Telephone (910) 791-4872  
Fax (910) 239-8294

---

**Report On Compliance With Requirements Applicable To Each Major Federal Program And Internal Control Over Compliance; In Accordance With OMB Uniform Guidance and the State Single Audit Implementation Act**

**Independent Auditor's Report**

To the Board of County Commissioners  
Camden County, North Carolina

**Report on Compliance for Each Major Federal Program**

***Opinion on Each Major Federal Program***

We have audited the Camden County, North Carolina, compliance with the types of compliance requirements described in the OMB *Compliance Supplement* and the *Audit Manual for Governmental Auditors in North Carolina*, issued by the Local Government Commission, that could have a direct and material effect on each of the Camden County's major federal programs for the year ended June 30, 2022. The Camden County's major federal programs are identified in the summary of auditor's results section of the accompanying schedule of findings and questioned costs.

In our opinion, the Camden County complied, in all material respects, with the types of compliance requirements referred to above that could have a direct and material effect on each of its major federal programs for the year ended June 30, 2022.

***Basis for Opinion on Each Major Federal Program***

We conducted our audit of compliance in accordance with auditing standards generally accepted in the United States of America; the standards applicable to financial audits contained in *Government Auditing Standards*, issued by the Comptroller General of the United States; and the audit requirements of Title 2 U.S. *Code of Federal Regulations* Part 200, *Uniform Administrative Requirements, Cost Principles, and Audit Requirements for Federal Awards* (Uniform Guidance) and the State Single Audit Implementation Act. Our responsibilities under those standards and the Uniform Guidance are further described in the Auditor's Responsibilities for the Audit of Compliance section of our report.

We are required to be independent of Camden County and to meet our other ethical responsibilities, in accordance with relevant ethical requirements relating to our audit. We believe that the audit evidence we have obtained is sufficient and appropriate to provides a reasonable basis for our opinion on compliance for each major federal program. Our audit does not provide a legal



determination of the Camden County's compliance with the compliance requirements referred to above.

### ***Responsibilities of Management for Compliance***

Management is responsible for compliance with the requirements referred to above and for the design, implementation, and maintenance of effective internal control over compliance with the requirements of laws, statutes, regulations, rules and provisions of contracts or grant agreements applicable to Camden County federal programs.

### ***Auditor's Responsibilities for the Audit of Compliance***

Our objectives are to obtain reasonable assurance about whether material noncompliance with the compliance requirements referred to above occurred, whether due to fraud or error, and express an opinion on Camden County's compliance based on our audit. Reasonable assurance is a high level of assurance but is not absolute assurance and therefore is not a guarantee that an audit conducted in accordance with GAAS, *Government Auditing Standards*, and the Uniform Guidance will always detect material noncompliance when it exists. The risk of not detecting material noncompliance resulting from fraud is higher than for that resulting from error, as fraud may involve collusion, forgery, intentional omissions, misrepresentations, or the override of internal control. Noncompliance with the compliance requirements referred to above is considered material, if there is a substantial likelihood that, individually or in the aggregate, it would influence the judgment made by a reasonable user of the report on compliance about Camden County's compliance with the requirements of each major federal program as a whole.

In performing an audit in accordance with GAAS, *Government Auditing Standards*, and the Uniform Guidance, we

- exercise professional judgment and maintain professional skepticism throughout the audit.
- identify and assess the risks of material noncompliance, whether due to fraud or error, and design and perform audit procedures responsive to those risks. Such procedures include examining, on a test basis, evidence regarding Camden County's compliance with the compliance requirements referred to above and performing such other procedures as we considered necessary in the circumstances.
- obtain an understanding of Camden County's internal control over compliance relevant to the audit in order to design audit procedures that are appropriate in the circumstances and to test and report on internal control over compliance in accordance with the Uniform Guidance, but not for the purpose of expressing an opinion on the effectiveness of Camden County's internal control over compliance. Accordingly, no such opinion is expressed.

We are required to communicate with those charged with governance regarding, among other matters, the planned scope and timing of the audit and any significant deficiencies and material weaknesses in internal control over compliance that we identified during the audit.

### **Other Matters**

The results of our auditing procedures disclosed instances of noncompliance, which are required to be reported in accordance with Uniform Guidance and which are described in the accompanying schedule of findings and questioned costs as item 2022 - 001. Our opinion on each major federal program is not modified with respect to these matters.

*Government Auditing Standards* requires the auditor to perform limited procedures on Camden County's response to the noncompliance findings identified in our audit described in the accompanying schedule of findings and questioned costs. Camden County's response was not



subjected to the other auditing procedures applied in the audit of compliance and, accordingly, we express no opinion on the response.

### **Report on Internal Control Over Compliance**

Our consideration of internal control over compliance was for the limited purpose described in the Auditor's Responsibilities for the Audit of Compliance section above and was not designed to identify all deficiencies in internal control over compliance that might be material weaknesses or significant deficiencies in internal control over compliance and therefore, material weaknesses or significant deficiencies may exist that were not identified. We did not identify any deficiencies in internal control over compliance that we consider to be material weaknesses. However, as discussed below, we did identify certain deficiencies in internal control over compliance that we consider to be a significant deficiency.

*A deficiency in internal control over compliance* exists when the design or operation of a control over compliance does not allow management or employees, in the normal course of performing their assigned functions, to prevent, or detect and correct, noncompliance with a type of compliance requirement of a federal program on a timely basis. *A material weakness in internal control over compliance* is a deficiency, or a combination of deficiencies, in internal control over compliance, such that there is a reasonable possibility that material noncompliance with a type of compliance requirement of a federal program will not be prevented, or detected and corrected, on a timely basis. *A significant deficiency in internal control over compliance* is a deficiency, or combination of deficiencies, in internal control over compliance with a type of compliance requirement of a federal program that is less severe than a material weakness in internal control over compliance, yet important enough to merit attention by those charged with governance. We consider the deficiency in internal control over compliance, as described in the accompanying Schedule of Findings and Questioned Costs as item 2022 - 001, that we consider to be a significant deficiency.

Our audit was not designed for the purpose of expressing an opinion on the effectiveness of internal control over compliance. Accordingly, no such opinion is expressed.

*Government Auditing Standards* requires the auditor to perform limited procedures on the Camden County's response to internal control over compliance findings identified in our audit described in the accompanying schedule of findings and questioned costs. The Camden County's response was not subjected to the auditing procedures applied in the audit of compliance and, accordingly, we express no opinion on the response.

The Camden County is responsible for preparing a corrective action plan to address each audit finding included in our auditor's report. The Camden County's corrective action plan was not subjected to the auditing procedures applied in the audit of compliance and, accordingly, we express no opinion on it.


The purpose of this report on internal control over compliance is solely to describe the scope of our testing of internal control over compliance and the results of that testing based on the requirements of the Uniform Guidance. Accordingly, this report is not suitable for any other purpose.

*Thompson, Price, Scott, Adams & Co., P/A*

*Wilmington, North Carolina*

*November 28, 2022*





Thompson, Price, Scott, Adams & Co., P.A.  
4024 Oleander Drive Suite 103  
Wilmington, North Carolina 28403  
Telephone (910) 791-4872  
Fax (910) 239-8294

---

**Report on Compliance for Each Major State Program; Report on Internal Control Over Compliance; With OMB Uniform Guidance and the State Single Audit Implementation Act**

**Independent Auditor's Report**

To the Board of County Commissioners  
Camden County, North Carolina

**Report on Compliance for Each Major State Program**

***Opinion on Each Major State Program***

We have audited the Camden County, North Carolina, compliance with the types of compliance requirements described in the OMB *Compliance Supplement* and the *Audit Manual for Governmental Auditors in North Carolina*, issued by the Local Government Commission, that could have a direct and material effect on each of the Camden County's major State programs for the year ended June 30, 2022. The Camden County's major State programs are identified in the summary of auditor's results section of the accompanying schedule of findings and questioned costs.

In our opinion, the Camden County complied, in all material respects, with the types of compliance requirements referred to above that could have a direct and material effect on each of its major State programs for the year ended June 30, 2022.

***Basis for Opinion on Each Major State Program***

We conducted our audit of compliance in accordance with auditing standards generally accepted in the United States of America; the standards applicable to financial audits contained in *Government Auditing Standards*, issued by the Comptroller General of the United States; and the audit requirements of Title 2 U.S. *Code of Federal Regulations* Part 200, *Uniform Administrative Requirements, Cost Principles, and Audit Requirements for Federal Awards* (Uniform Guidance) and the State Single Audit Implementation Act. Our responsibilities under those standards and the Uniform Guidance are further described in the Auditor's Responsibilities for the Audit of Compliance section of our report.

We are required to be independent of Camden County and to meet our other ethical responsibilities, in accordance with relevant ethical requirements relating to our audit. We believe that the audit evidence we have obtained is sufficient and appropriate to provides a reasonable basis for our opinion on compliance for each major State program. Our audit does not provide a legal determination of the Camden County's compliance with the compliance requirements referred to above.





### ***Responsibilities of Management for Compliance***

Management is responsible for compliance with the requirements referred to above and for the design, implementation, and maintenance of effective internal control over compliance with the requirements of laws, statutes, regulations, rules and provisions of contracts or grant agreements applicable to Camden County State programs.

### ***Auditor's Responsibilities for the Audit of Compliance***

Our objectives are to obtain reasonable assurance about whether material noncompliance with the compliance requirements referred to above occurred, whether due to fraud or error, and express an opinion on Camden County's compliance based on our audit. Reasonable assurance is a high level of assurance but is not absolute assurance and therefore is not a guarantee that an audit conducted in accordance with GAAS, *Government Auditing Standards*, and the Uniform Guidance will always detect material noncompliance when it exists. The risk of not detecting material noncompliance resulting from fraud is higher than for that resulting from error, as fraud may involve collusion, forgery, intentional omissions, misrepresentations, or the override of internal control. Noncompliance with the compliance requirements referred to above is considered material, if there is a substantial likelihood that, individually or in the aggregate, it would influence the judgment made by a reasonable user of the report on compliance about Camden County's compliance with the requirements of each major State program as a whole.

In performing an audit in accordance with GAAS, *Government Auditing Standards*, and the Uniform Guidance, we

- exercise professional judgment and maintain professional skepticism throughout the audit.
- identify and assess the risks of material noncompliance, whether due to fraud or error, and design and perform audit procedures responsive to those risks. Such procedures include examining, on a test basis, evidence regarding Camden County's compliance with the compliance requirements referred to above and performing such other procedures as we considered necessary in the circumstances.
- obtain an understanding of Camden County's internal control over compliance relevant to the audit in order to design audit procedures that are appropriate in the circumstances and to test and report on internal control over compliance in accordance with the Uniform Guidance, but not for the purpose of expressing an opinion on the effectiveness of Camden County's internal control over compliance. Accordingly, no such opinion is expressed.

We are required to communicate with those charged with governance regarding, among other matters, the planned scope and timing of the audit and any significant deficiencies and material weaknesses in internal control over compliance that we identified during the audit.

### **Report on Internal Control Over Compliance**

A deficiency *in internal control over compliance* exists when the design or operation of a control over compliance does not allow management or employees, in the normal course of performing their assigned functions, to prevent, or detect and correct, noncompliance with a type of compliance requirement of a State program on a timely basis. A *material weakness in internal control over compliance* is a deficiency, or a combination of deficiencies, in internal control over compliance, such that there is a reasonable possibility that material noncompliance with a type of compliance requirement of a State program will not be prevented, or detected and corrected, on a timely basis. A *significant deficiency in internal control over compliance* is a deficiency, or combination of deficiencies, in internal control over compliance with a type of compliance requirement of a State program that is



less severe than a material weakness in internal control over compliance, yet important enough to merit attention by those charged with governance.

Our consideration of internal control over compliance was for the limited purpose described in Auditor's Responsibilities for the Audit of Compliance section and above and was not designed to identify all deficiencies in internal control over compliance that might be material weaknesses or significant deficiencies or material weaknesses in internal control over compliance. Given these limitations, during our audit, we did not identify any deficiencies in internal control over compliance that we consider to be material weaknesses. However, material weaknesses or significant deficiencies may exist that were not identified.

Our audit was not designed for the purpose of expressing an opinion on the effectiveness of internal control over compliance. Accordingly, no such opinion is expressed.

The purpose of this report on internal control over compliance is solely to describe the scope of our testing of internal control over compliance and the results of that testing based on the requirements of the Uniform Guidance. Accordingly, this report is not suitable for any other purpose.

*Thompson, Price, Scott, Adams & Co., PA*

*Wilmington, North Carolina*

*November 28, 2022*



CAMDEN COUNTY  
CAMDEN COUNTY, NORTH CAROLINA  
SCHEDULE OF FINDINGS AND QUESTIONED COSTS  
FOR THE FISCAL YEAR ENDED JUNE 30, 2022

Section I. Summary of Auditor's Results

**Financial Statements**

Type of report the auditor issued on whether the financial statements audited were prepared in accordance to GAAP:  
Unmodified

Internal control over financial reporting:

Material weaknesses identified?  Yes  No

Significant Deficiency(s) identified?  Yes  None Reported

Noncompliance material to financial statements noted?  Yes  No

**Federal Awards**

Internal control over major federal programs:

Material weaknesses identified?  Yes  No

Significant Deficiency(s) identified?  Yes  None Reported

Type of auditor's report issued on compliance for major federal programs: Unmodified.

Any audit findings disclosed that are required to be reported in accordance with 2 CFR 200.516(a)?  Yes  No

Identification of major federal programs:

<u>CFDA Numbers</u>	<u>Names of Federal Program or Cluster</u>
93.568	Low-Income Home Energy Assistance
93.778	Medical Assistance Program

Dollar threshold used to distinguish between Type A and Type B Programs \$ 750,000

Auditee qualified as low-risk auditee?  Yes  No

**State Awards**

Internal control over major state programs:

Material weaknesses identified?  Yes  No

Significant Deficiency(s) identified?  Yes  None Reported

Type of auditor's report issued on compliance for major state programs: Unmodified.

Any audit findings disclosed that are required to be reported in accordance with the State Single Audit Implementation Act  Yes  No

Identification of major state programs:

Program Name

Public School Building Capital Fund - Lottery Proceeds



**CAMDEN COUNTY  
CAMDEN COUNTY, NORTH CAROLINA  
SCHEDULE OF FINDINGS AND QUESTIONED COSTS  
FOR THE FISCAL YEAR ENDED JUNE 30, 2022**

---

Section II. Financial Statement Findings

---

None reported.

---

Section III. Federal Award Findings and Questioned Costs

---

**Significant Deficiency/Noncompliance**

US Department of Health and Human Services

Passed through the NC Dept. of Health and Human Services

Program Name: Medical Assistance Program (Medicaid; Title XIX)

CFDA # 93.778

**Finding: 2022 – 001**

**Criteria:** Medicaid for Aged, Blind and Disabled case records should contain documentation that verifications were done in preparation of the application and these items will agree to reports in the NC FAST system. In this process, documentation should be present and agree back to the records in the NC FAST system. Any items discovered in the process should be considered resources and explained within the documentation.

**Condition:** There were eight (8) errors discovered during our procedures that resources in the county documentation and those same resources contained in NC FAST were not the same amounts or files containing resources were not properly documented to be considered countable or non-countable. The errors were as follows: One (1) case did not have accurate resource calculations, Four (4) cases did not have accurate budget calculations, Two (2) cases had a failure to complete at least one compliance component, One (1) case contained input errors.

**Questioned Costs:** There was no affect to eligibility and there were no questioned costs.

**Context:** We examined 120 Medicaid applicants to re-determine eligibility. These findings were disclosed in a separately issued spreadsheet to the North Carolina Department of Health and Human Services and are being reported with the financial statement audit as it relates to Medicaid administrative cost compliance audit.

**Effect:** For those certifications/re-certifications there was a chance that information was not properly documented and reconciled to NC FAST which affect countable resource and a participant could have been approved for benefits that they were not eligible.

**Identification of a repeat finding:** This is a repeat finding from the immediate previous audit, 2021-001.

**Cause:** Ineffective record keeping and ineffective case review process, incomplete documentation, and incorrect application of rules for purposes of determining eligibility.

**Recommendation:** Files should be reviewed internally to ensure proper documentation is in place for eligibility. Workers should be retrained on what files should contain and the importance of complete and accurate record keeping. We recommend that all files include online verifications, documented resources of income and those amounts agree to information in NC FAST.

**Views of responsible officials and planned corrective actions:** The County agrees with the finding. Supervisors will perform second party reviews to ensure proper documentation is contained in files to support eligibility determinations. Workers will be retrained on what information should be maintained in case files, the importance of complete and accurate record keeping, and reserve calculations. The County finance office will also participating in the review process.

---


Section IV. State Award Findings and Questioned Costs

---

None Reported.







Post Office Box 70, 117 NC Hwy 343 North Camden, NC 27921

**CORRECTIVE ACTION PLAN  
FOR THE FISCAL YEAR ENDED JUNE 30, 2022**

---

Section II. Financial Statement Findings

---

None Reported.

---

Section III. Federal Award Findings and Questioned Costs

---

**2022 - 001    Eligibility**

Name of contact Person: Craig Patterson, Director of Social Services

Corrective Action: Procedures and controls have been established for caseworkers to follow. Additional Training is already scheduled and will continue as needed on the Written Medicaid Corrective Action Plan for FY 2021. This will keep workers reminded to follow each policy and procedure more carefully to minimize errors in the application process for future audits. Director, Supervisor, and Lead Worker will conduct reviews no less than quarterly to verify accuracy. If issues arise, workers will be retrained on the specifics of what is needed. If continued errors arise, Finance Officer will do additional reviews.

Proposed Completion Date: Certain controls have been created and are continuing to be reviewed and modified if needed. Management will have 1st training no later than February 1st, 2022. Supervisor and Director will continue to monitor this issue and have additional mandatory trainings for staff that fail to comply with the Written Corrective Action Plan for FY 2021.

---

Section IV. State Award Findings and Questioned Costs

---

None Reported.



**CAMDEN COUNTY  
CAMDEN COUNTY, NORTH CAROLINA**

**Summary Schedule of Prior Year Audit Findings  
For the Year Ended June 30, 2022**

**Status:**

2021-001	Still occurring.
2020-001	Corrected.
2020-002	Still occurring.
2019-001	Still occurring.
2019-002	Still occurring.
2016-001	Corrected.
2016-002	Corrected.



**Camden County, North Carolina  
Schedule of Expenditures of Federal and State Awards  
For the Year Ended June 30, 2022**

Grantor/Pass-through Grantor/Program Title	Federal Assistance Listing No.	State/ Pass-through Grantor's Number	Federal (Direct & Pass-through) Expenditures	State Expenditures	Provided to Subrecipients
<b>Federal Awards:</b>					
<b>U.S. Dept. of Agriculture</b>					
Passed-through the N.C. Dept. of Health and Human Services:					
Division of Social Services:					
Administration:					
SNAP Cluster					
State Administrative Matching Grants for the Supplemental Nutrition Assistance Program					
	10.561		\$ 123,639	\$ -	\$ -
	10.561		4,783	-	-
	10.561		1,757	-	-
			<u>130,179</u>	<u>-</u>	<u>-</u>
			<u>130,179</u>	<u>-</u>	<u>-</u>
Total U.S. Department of Agriculture					
<b>U.S. Dept. of Treasury</b>					
Passed-through the Office of State Budget and Management:					
NC Pandemic Recovery Office:					
Coronavirus Relief Funds					
	21.019		117,950	-	-
			<u>117,950</u>	<u>-</u>	<u>-</u>
Total US Dept. of Treasury					
<b>U.S. Dept. of Health &amp; Human Services</b>					
Division of Social Services					
TANF - TEA Child Welfare Services					
	93.558				
TANF - Work First					
	93.558		65,234	-	-
			<u>65,234</u>	<u>-</u>	<u>-</u>
Total Temporary Assistance for Needy Families (TANF)					
<b>Foster Care and Adoption Cluster (Note 5 and 6)</b>					
Foster Care - Title IV-E					
	93.658		56,051	5,288	-
Foster Care					
	N/A		2,341	-	-
Adoption Assistance					
	93.659		45	-	-
			<u>58,437</u>	<u>5,288</u>	<u>-</u>
AFDC Payments & Penalties					
	93.560				
Child Support Enforcement					
	93.563		52,909	-	-
Refugee and Entrant Assistance - State/ Replacement Designee Administered Programs					
	93.566		(222)	-	-
Low-Income Home Energy Assistance:					
Administration					
	93.568		4,208	-	-
Energy Assistance Payments					
	93.568		22,747	-	-
Crisis Intervention Program					
	93.568		13,646	-	-
LIEAP ARPA					
	93.568		37,412	-	-
LIEAP ARPA Administration					
	93.568		5,213	-	-
LHHWAP Administration					
	93.568		672	-	-
LHHWAP CAA					
	93.568		649	-	-
			<u>84,547</u>	<u>-</u>	<u>-</u>
Division of Child Development and Early Education:					
Subsidized Child Care					
<b>Child Care Development Fund Cluster:</b>					
Division of Social Services:					
Child Care Development Mandatory and Matching Funds-Administration					
	93.596		25,599	-	-
Stephanie Tubbs Jones Child Welfare Services Program:					
- Permanency Planning - Families for Kids					
	93.645		2,403	-	-
			<u>2,403</u>	<u>-</u>	<u>-</u>
Total Stephanie Tubbs Jones Child Welfare Services Program:					
	93.674		494	124	-
John H. Chafee Foster Care Program for Successful Transition to Adulthood					
	93.667		34,913	-	-
SSBG - Other Service and Training					
Division of Aging and Adult Services:					
Division of Social Services:					
SSBG - State Adult Day Care					
	93.667		21,860	-	-
			<u>56,781</u>	<u>-</u>	<u>-</u>
Total Social Service Block Grant (SSBG)					
Passed-through the N.C. Dept. of Insurance:					
Medicare Enrollment Assistance Program					
MIPPA Grant					
	93.071		7,708	-	-
			<u>7,708</u>	<u>-</u>	<u>-</u>
Total Medicare Enrollment Assistance Program					
		State/	Federal		



**Camden County, North Carolina**  
**Schedule of Expenditures of Federal and State Awards**  
**For the Year Ended June 30, 2022**

Grantor/Pass-through Grantor/Program Title	Federal Assistance Listing No.	Pass-through Grantor's Number	(Direct & Pass-through) Expenditures	State Expenditures	Provided to Subrecipients
Passed-through the N.C. Dept. of Health and Human Services:					
Division of Health Benefits:					
Division of Social Services:					
Administration:					
<u>Medical Cluster</u>					
Medical Assistance Program (Note 5)	93.778		352,943	842	-
Division of Social Services:					
Administration:					
Children's Health Insurance Program - N.C. Health Choice (Note 5)	93.767		9,047	(180)	-
Total U.S. Dept. of Health and Human Services			<u>715,879</u>	<u>6,073</u>	<u>-</u>
<u>U. S. Department of Homeland Security</u>					
Passed-through N.C. Dept. of Public Safety:					
Division of Emergency Management					
Disaster Grants - Public Assistance (Presidentially Declared Disasters)	97.036		6,350	2,117	-
Total U. S. Department of Homeland Security			<u>6,350</u>	<u>2,117</u>	<u>-</u>
Total federal awards			<u>970,359</u>	<u>8,190</u>	<u>-</u>
<b>State Awards:</b>					
<u>Administrative Office of the Courts</u>					
Safe Roads Act					
Total N.C. Dept. of Administration			-	769	-
			<u>-</u>	<u>769</u>	<u>-</u>
<u>N.C. Dept. of Administration</u>					
Veterans Service					
Total N.C. Dept. of Administration			-	2,109	-
			<u>-</u>	<u>2,109</u>	<u>-</u>
<u>N.C. Dept. of Agriculture</u>					
Soil Conservation State Match					
Spay and Neuter Program			-	3,600	-
Pesticide Environmental Trust			-	-	-
NC Agriculture Cost Share - Technical Assistance			-	21,707	-
Total N.C. Dept. of Agriculture			<u>-</u>	<u>25,307</u>	<u>-</u>
<u>N.C. Dept. of Commerce</u>					
Rural Ready					
Total N.C. Dept. of Commerce			-	224,716	-
			<u>-</u>	<u>224,716</u>	<u>-</u>
<u>N.C. Dept. of Cultural and Natural Resources</u>					
North Carolina Arts Council					
Total N.C. Dept. of Cultural and Natural Resources			-	7,828	-
			<u>-</u>	<u>7,828</u>	<u>-</u>
<u>N.C. Department of Environmental Quality</u>					
Division of Waste Management					
Electronic Management Program					
Total N.C. Dept. Environmental Quality			-	1,829	-
			<u>-</u>	<u>1,829</u>	<u>-</u>
<u>N.C. Dept. of Health and Human Services</u>					
Division of Social Services					
Administration					
ST CHILD WELFARE/CPS/CS LD			-	2,939	-
IV-B EFT Chafee Independent Living			-	10,000	-
State Foster Home			-	3,396	-
Foster Care At Risk			-	6,093	-
Foster Care At Risk Maximization			-	4,280	-
State Foster Home Fund (SFHF) Maximization			-	799	-
Total Division of Social Service			<u>-</u>	<u>27,508</u>	<u>-</u>
Total N. C. Department of Health and Human Services			<u>-</u>	<u>27,508</u>	<u>-</u>
<u>N.C. Dept. of Public Instruction</u>					
Public School Building Capital Fund - Lottery Proceeds					
Total N.C. Dept. of Public Instruction			-	1,462,139	-
			<u>-</u>	<u>1,462,139</u>	<u>-</u>
<u>N.C. Dept. of Insurance</u>					
SHIP Grant					
Total N.C. Dept. of Insurance			-	3,700	-
			<u>-</u>	<u>3,700</u>	<u>-</u>
<u>N.C. Dept. of Public Safety</u>					
Juvenile Crime Prevention Programs					
Total N.C. Dept. of Public Safety			-	64,812	-
			<u>-</u>	<u>64,812</u>	<u>-</u>
<u>N.C. Dept. of Transportation</u>					
Visitor Center					
Total N.C. Dept. of Transportation		DOT-13	-	142,857	-
			<u>-</u>	<u>142,857</u>	<u>-</u>
Total State awards			<u>-</u>	<u>1,963,573</u>	<u>-</u>
Total federal and State awards			<u>\$ 970,359</u>	<u>\$ 1,971,763</u>	<u>\$ -</u>





**Camden County, North Carolina**  
**Schedule of Expenditures of Federal and State Awards**  
**For the Year Ended June 30, 2022**

**Notes to the Schedule of Expenditures of Federal and State Financial Awards:**

**Note 1: Basis of Presentation**

The accompanying schedule of expenditures of federal and State awards (SEFSA) includes the federal and State grant activity of the Camden County under the programs of the federal government and the State of North Carolina for the year ended June 30, 2022. The information in this SEFSA is presented in accordance with the requirements of Title 2 US Code of Federal Regulations Part 200, Uniform Administrative Requirements, Cost Principles, and Audit Requirements for Federal Awards and the State Single Audit Implementation Act. Because the Schedule presents only a selected portion of the operations of Camden County, it is not intended to and does not present the financial position, changes in net position or cash flows of Camden County.

**Note 2: Summary of Significant Accounting Policies**

Expenditures reported in the SEFSA are reported on the modified accrual basis of accounting. Such expenditures are recognized following the cost principles contained in Uniform Guidance, where in certain types of expenditures are not allowable or are limited as to reimbursement.

**Note 3: Indirect Cost Rate**

Camden County has elected not to use the 10-percent de minimis indirect cost rate as allowed under the Uniform Guidance.

**Note 4: Cluster of Programs**

The following are clustered by the NC Department of Health and Human Services and are treated separately for state audit requirement purposes: Foster Care, SNAP, and Adoption.

**Note 5: Benefit Payments Issued by the State**

The amounts listed below were paid directly to individual recipients by the State from federal and State moneys. County personnel are involved with certain functions, primarily eligibility determinations that cause benefit payments to be issued by the State. These amounts disclose this additional aid to County recipients that do not appear in the basic financial statements because they are not revenues and expenditures of the County.

<u>Program Title</u>	<u>CFDA No.</u>	<u>Federal</u>	<u>State</u>
Special Supplemental Nutrition Program for Women Infant and Children	10.557	1,676	-
Supplemental Nutrition Assistance Program	10.551	2,753,808	-
Family Preservation	93.556	539	-
Temporary Assistance for Needy Families	93.558	13,774	-
Pandemic Emergency Assistance Fund	93.558	2,500	-
Medical Assistance Program	93.778	8,606,783	3,185,385
Children's Health Insurance Program	93.767	89,033	20,008
Child Welfare Services Adoption	N/A	-	6,138
State / County Special Assistance program	N/A	-	30,327

